

October 1, 2024 – March 31, 2025, FTA DBE Semi-Annual Report Summary

The Metropolitan Council's annual DBE goal is set for fiscal years 2024-2026. This is commonly called the Triennial DBE Goal. The current triennial goal is 13.4% overall, with an 11% Race -Conscious goal and 2.4% Race-Neutral. DBE Participation is based on awarded contracts and reviewed on a semi-annual basis by the Federal Transit Administration (FTA) to ensure the agency is on track to meet the established triennial goal. OEEO compiles and submits these reports to FTA on June 1st and December 1st of each calendar year.

The Metropolitan Council achieved 26.9% awarded DBE participation for this reporting period. The information compiled during reporting period October 1, 2024 – March 31, 2025 includes the following: (Note that all calculations are applied 80% - dollar values per FTA DBE regulation)

- Contracts Awarded and Committed During This Report Period
- Breakdown of Ethnicity and Gender for Awarded DBE Contracts
- Payment on Ongoing Contracts
- Payments on Completed Contracts

Summary

Awarded Contracts During This Report Period

Total Value of Prime Contracts: **\$26,470,738**

Number of Awarded Prime Contracts: **17**

Total Value of DBE Prime Contracts: **\$2,974,542**

Number of Awarded DBE Prime Contracts: **3**

Total Value of Subcontracts: **\$9,972,861**

Number of Awarded Subcontracts: **49**

Total Value of DBE Subcontracts: **\$4,147,772**

Number of DBE Subcontracts: **28**

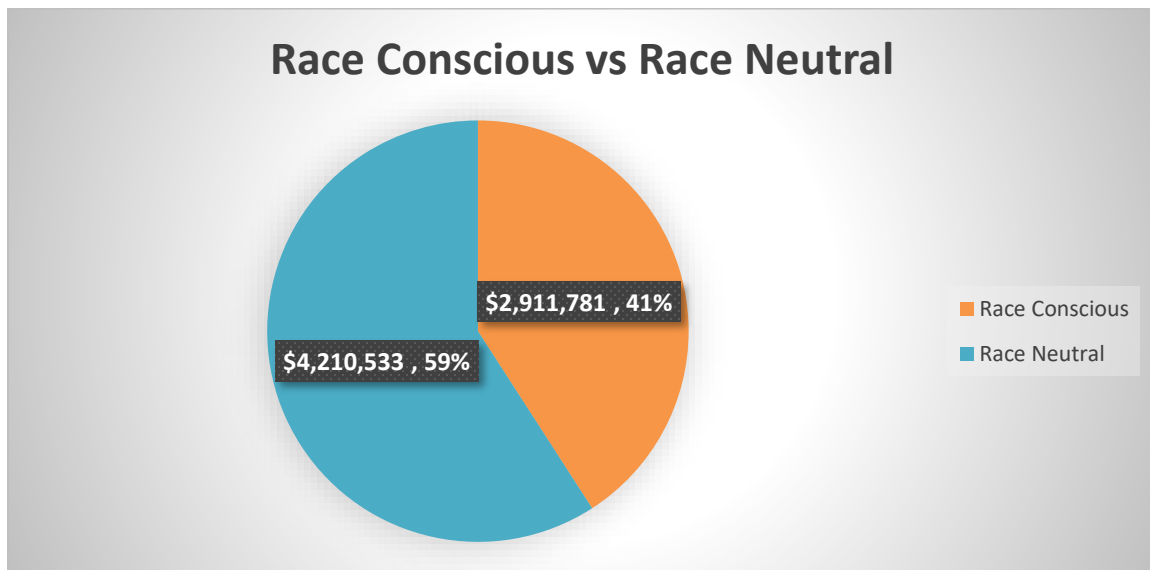
Total Awarded DBE Participation: **\$7,122,314 (26.9%)**

Total Number of DBE Contracts: **31**

Major contracts awarded that largely contributed to the total award above:

1. **Metro G Line – Engineering and Construction** – Contract 24P076 - amount \$9,577,544 (36.18%) – DBE Commitment 24%.
2. **MVTA BBG Modernization Phase II** – Subrecipient Contract - amount \$8,754,400 (33.07%) – DBE Commitment 15.9%
3. **Hoists Replacement** – Contract 24P239 – amount \$2,216,227 (8.37%) – Awarded to a DBE Firm – DBE Commitment 16.14%
4. **Metro H Line Planning Support and Concept Design** – Contract 24P110 – amount \$1,239,983 (4.7%) – DBE Commitment 23%

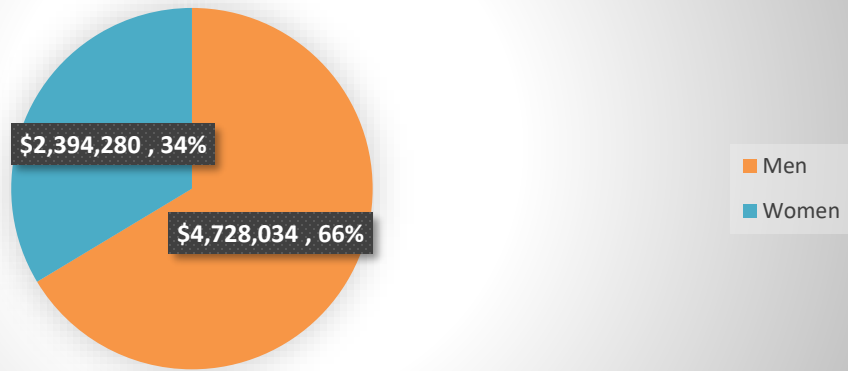
Race-Conscious versus Race-Neutral Contracts:



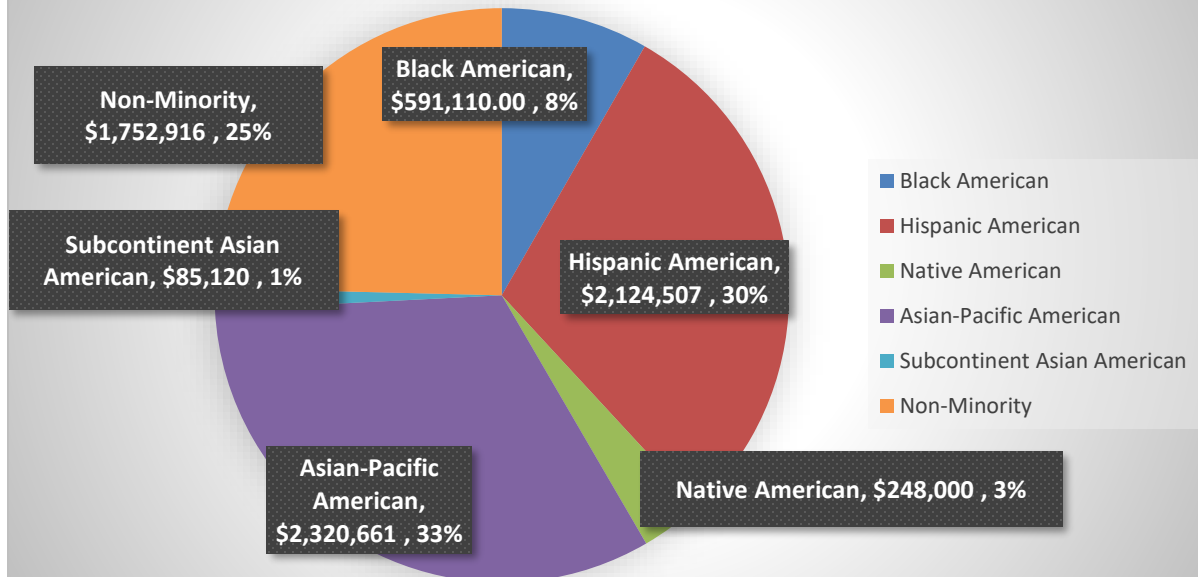
Breakdown of Ethnicity and Gender for Awarded DBE Contracts

Ethnicity	Women	Men	Total	Women	Men	Total
Black American	\$384,200	\$206,910	\$591,110	3	7	10
Hispanic American	\$177,529	\$1,946,978	\$2,124,507	1	4	5
Native American	\$	\$248,000	\$248,000	0	1	1
Asian-Pacific American	\$79,635	\$2,241,026	\$2,320,661	2	2	4
Subcontinent Asian Americans	\$	\$85,120	\$85,120	0	2	2
Non-Minority	\$1,752,916	\$	\$1,752,916	9	0	9
TOTAL	\$2,394,280	\$4,728,034	\$7,122,314	15	16	31

Awards by Gender



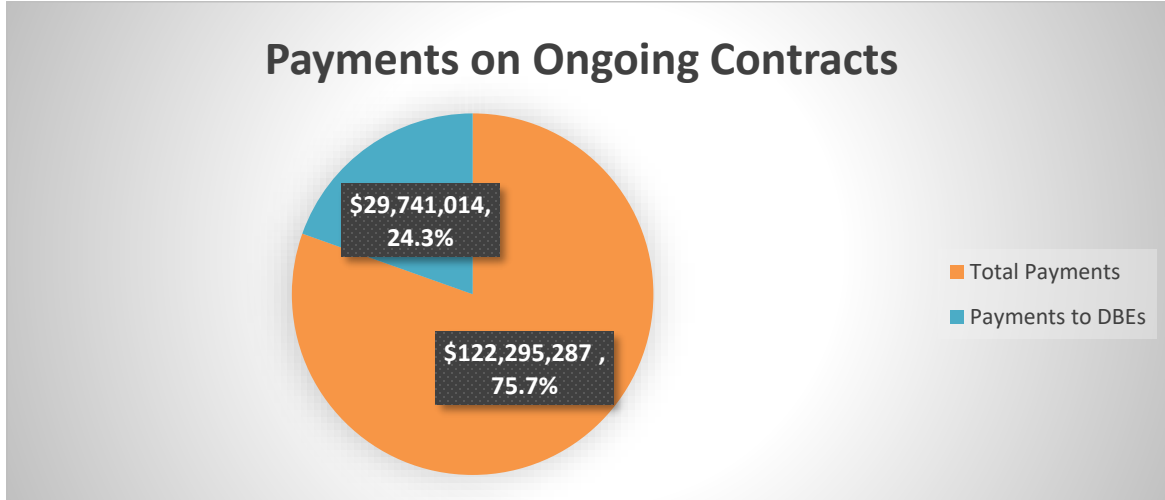
Award Amounts by Ethnicity



DBE's were awarded **31 (26.9%)** of the overall 66 contracts.

Summary Payments on Ongoing Contracts

- Total Ongoing Prime Contracts and Subcontracts: **321**
- Total Dollar Value: **\$122,295,287**
- Total Number of Contracts with DBE: **203**
- Total Payments to DBE Firms: **\$29,741,014**
- Number of DBE Firms Paid: **113**
- Percent of Payments to DBEs: **24.3%**



Summary Payments on Completed Contracts

- Total Prime Contracts (Race Conscious) Completed: **18**
- Total Value of Completed Contracts (Race Conscious): **\$18,778,402**
- Total DBE Achievement Value (Race Conscious): **\$2,065,624 (11%)**
- Total Prime Contracts Completed (Race Neutral): **31**
- Total Value of Completed Contracts (Race Neutral) **\$20,491,423**
- Total DBE Achievement Value (Race Neutral): **\$2,805,128 (13.7%)**
- Overall, a Total of **49** Contracts at the Value of **\$39,269,825** was Paid on Completed contracts this Period. Total Payment Value to DBE Subcontractors was **\$4,870,752** Achieving **12.4%** DBE Participation.



For questions about this report, please contact Trina Bolton 612-349-7567
Trina.Bolton@metc.state.mn.us