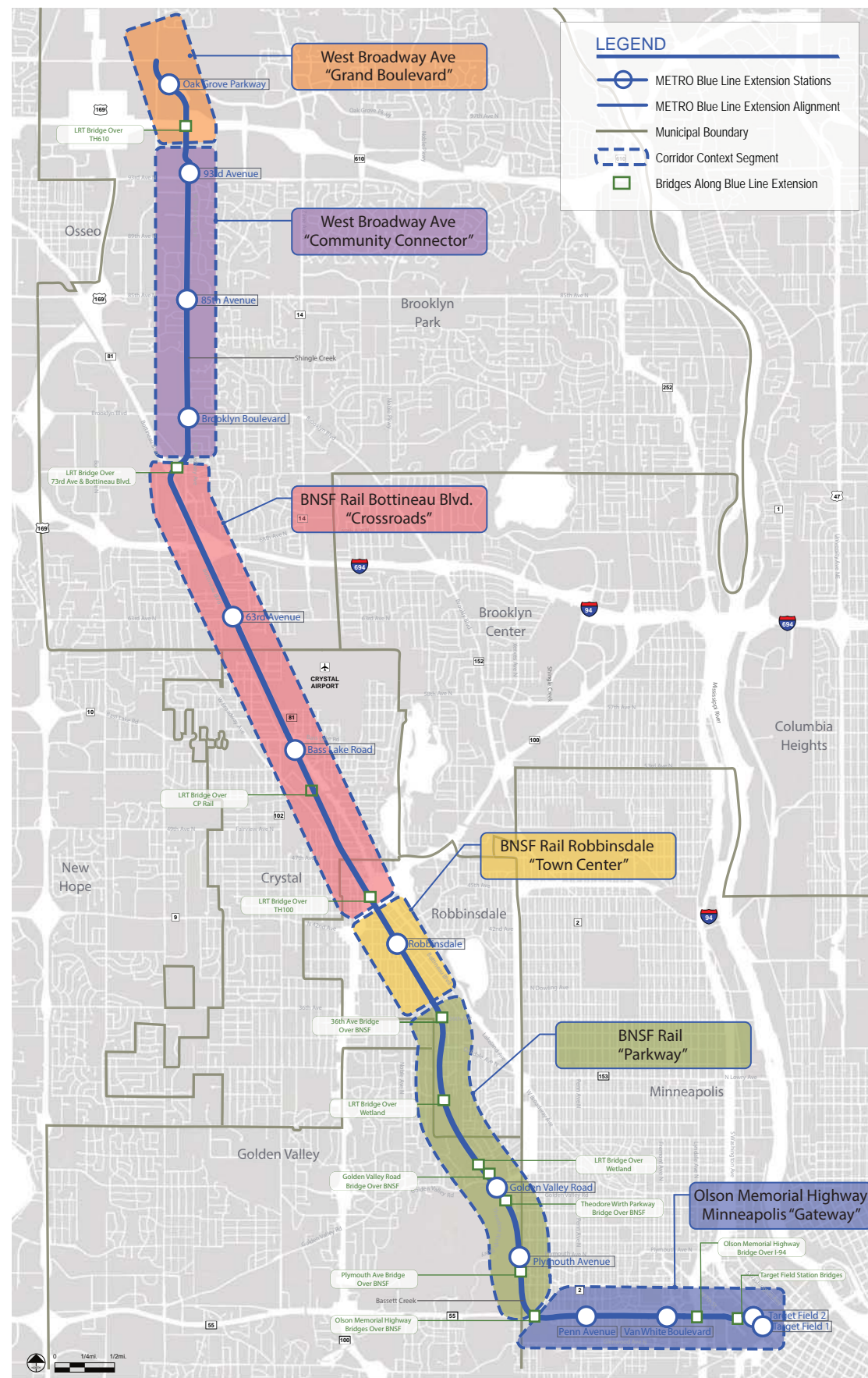


# Blue Line LRT Extension

## LIGHT RAIL PLATFORM AND STATION DESIGN

### CORRIDOR FRAMEWORK MAP



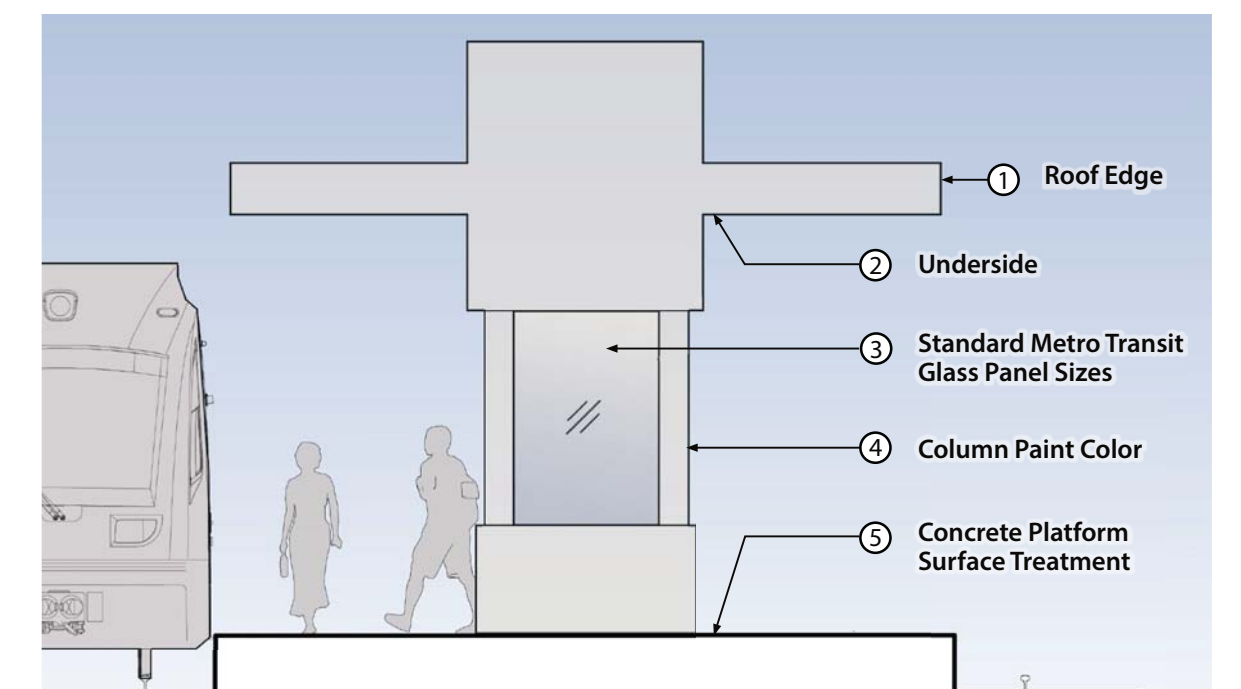
### TYPICAL PLATFORM ELEMENTS



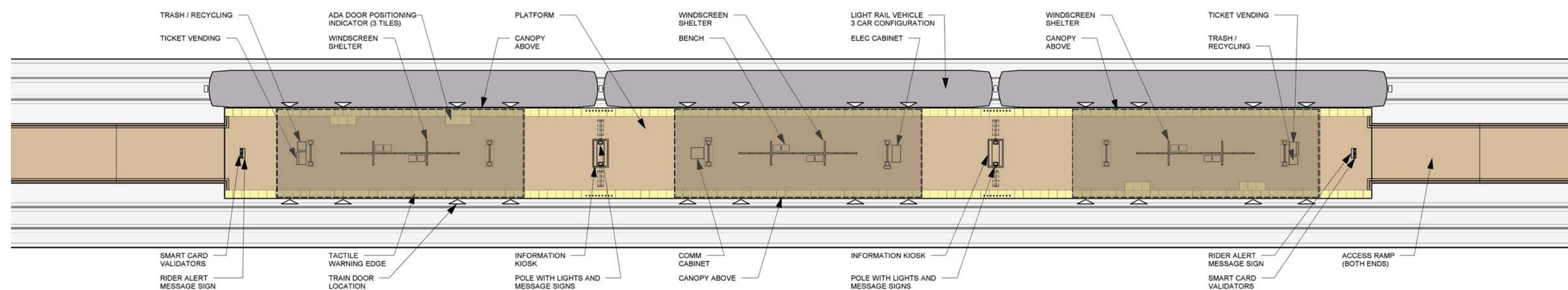
### TYPICAL STATION SITE ELEMENTS

- Pedestrian Access
- Bike Facilities
- Wayfinding
- Landscape
- Stormwater BMPs
- Bus Facilities
- Passenger Drop-Off
- Park-and-Ride

### PLATFORM VARIATION OPPORTUNITIES



### BLUE LINE EXTENSION PLATFORM



**DRAFT**  
WORK IN PROCESS



# Blue Line LRT Extension

## GOLDEN VALLEY PLYMOUTH AVE STATION DESIGN CONCEPTS



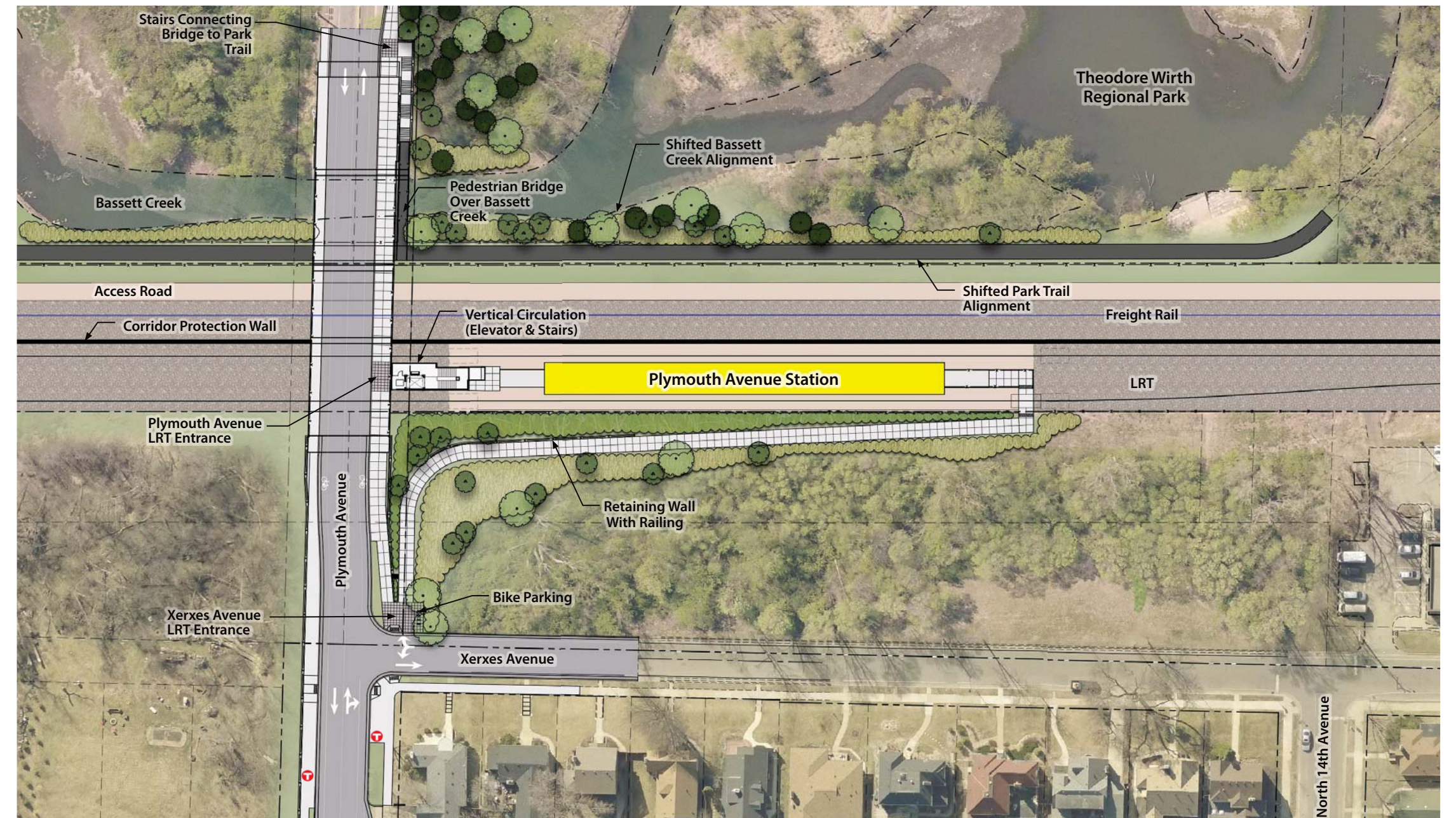


**CONTEXT & CHARACTER WORKSHOPS**

PARK TO NEIGHBORHOODS  
OPEN VISTAS  
NATURAL FORMS  
CREEK LINEAR BARRIERS  
GATEWAY CONFLUENCE ACCESS  
SUNKEN YEAR-ROUND RECREATION

EDGE OF CITY MEETS NATURE  
"THE PARK'S STATION"  
DIFFERENCE BETWEEN NIGHT AND DAY  
"SHOULD I BE HERE?"  
INFORMAL USES  
FREIGHT CORRIDOR  
HISTORIC BUILDINGS  
TRANSITION HISTORIC DARK  
HISTORY AND FUNCTION  
REGIONAL DESTINATION

**STATION DESIGN CONCEPTS**



Site Plan



View from bridge looking East



Vertical circulation building access



View from sidewalk to LRT platform

**DRAFT**  
WORK IN PROCESS



# Blue Line LRT Extension

## GOLDEN VALLEY RD STATION DESIGN CONCEPTS



**CONTEXT & CHARACTER WORKSHOPS**

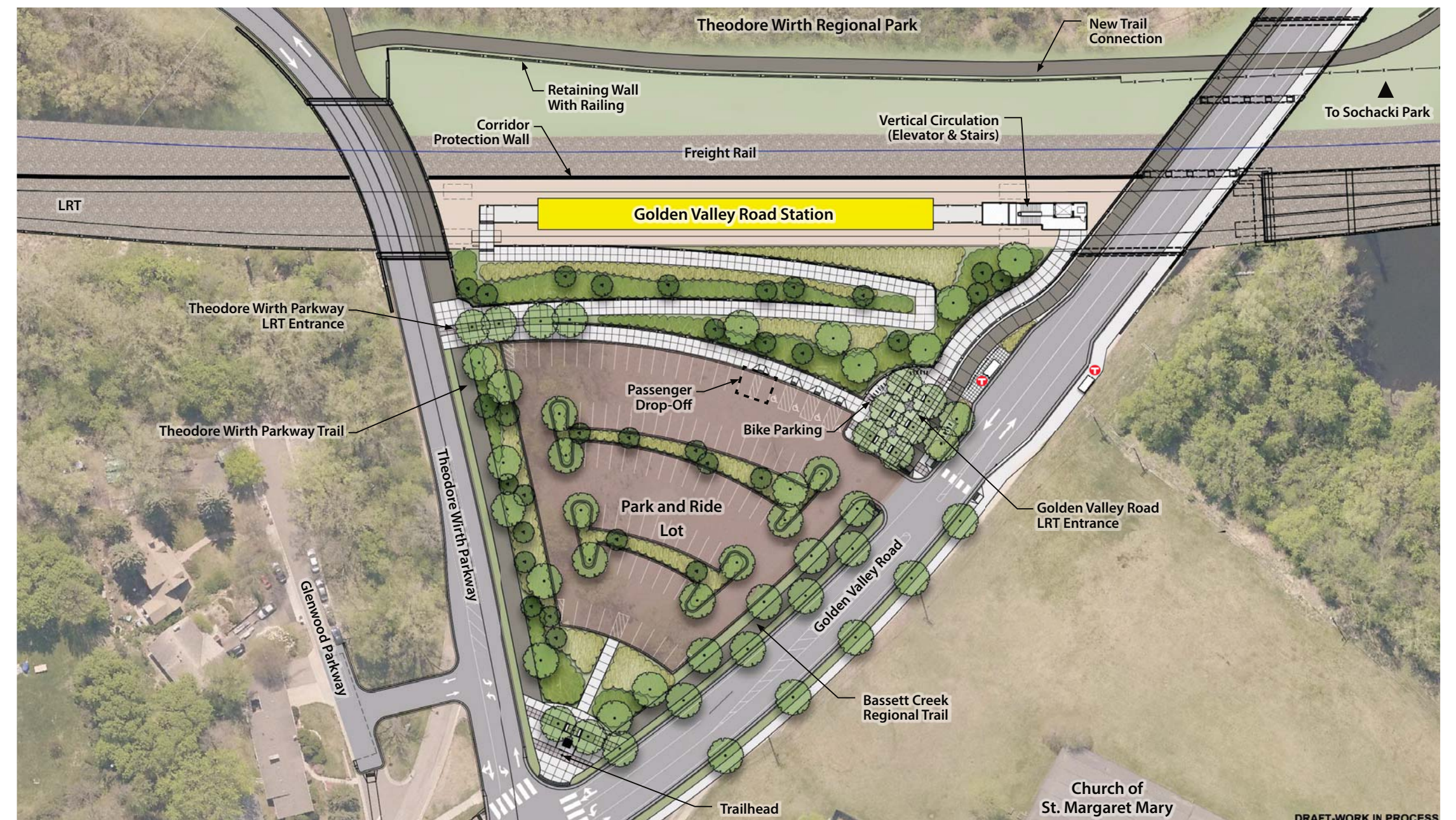
ACCESS TO GRAND ROUNDS  
HISTORY  
VISIBILITY  
CONVENIENCE  
LINEAR  
CONTAINED  
NEIGHBORHOOD  
STATION  
45TH PARALLEL

NATURE  
GATEWAY TO GOLDEN VALLEY  
HIDDEN  
PARKING  
CROSSROADS  
RAILROADS  
LOCALIZED  
TRAILHEAD  
BACKDOOR TO PARK  
CONNECTIONS  
WOODED ENVIRONMENT  
AUTOS, BIKES, PEDESTRIANS

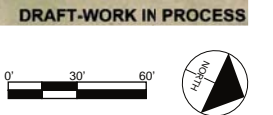
**STATION DESIGN CONCEPTS**

ACCESS TO GRAND ROUNDS  
HISTORY  
VISIBILITY  
CONVENIENCE  
LINEAR  
CONTAINED  
NEIGHBORHOOD  
STATION  
45TH PARALLEL

NATURE  
GATEWAY TO GOLDEN VALLEY  
HIDDEN  
PARKING  
CROSSROADS  
RAILROADS  
LOCALIZED  
TRAILHEAD  
BACKDOOR TO PARK  
CONNECTIONS  
WOODED ENVIRONMENT  
AUTOS, BIKES, PEDESTRIANS



Site Plan



View towards rail corridor



Vertical circulation building access



View from sidewalk to LRT platform

**DRAFT**  
WORK IN PROCESS



# Blue Line LRT Extension

## GOLDEN VALLEY RD & THEODORE WIRTH PKWY INTERSECTION



Existing Golden Valley Rd & Theodore Wirth Pkwy Conditions



Intersection Design Concept

**DRAFT**  
WORK IN PROCESS

