
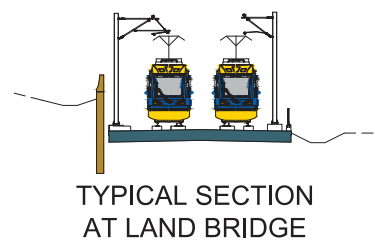


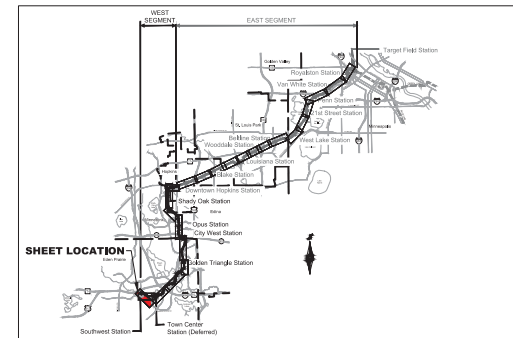
SOUTHWEST LRT ALIGNMENT

SEGMENT W1 - EDEN PRAIRIE

PRAIRIE CENTER DRIVE

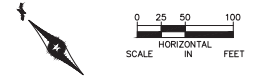


COLOR LEGEND	
	LRT TRACK AREA
	PEDESTRIAN / SIDEWALK AREA
	STATION PLATFORM
	TUNNEL
	ROADWAY
	TRAIL / BIKEWAY
	SURFACE PARKING
	BRIDGE
	RETAINING WALL
	EXISTING SIGNALIZED INTERSECTION
	PROPOSED SIGNALIZED INTERSECTION
	TRACTION POWER SUBSTATION
	SYSTEMS BUILDING (DESIGN VARIES)
	GATE ARM
	TOTAL PROPERTY ACQUISITION
	PARTIAL PROPERTY ACQUISITION
	RIGHT OF WAY
	PROPERTY LINE
	TEMPORARY CONSTRUCTION EASEMENT



THE PROPOSED SOUTHWEST LRT PROJECT IS NOT FINAL BUT IS STILL UNDER ENVIRONMENTAL REVIEW AND THE PROJECT IS SUBJECT TO CHANGE. THESE PLANS ARE NOT FINAL. THE COUNCIL, THROUGH THE DEVELOPMENT OF THESE PLANS, DOES NOT INTEND THAT THEY WILL PREJUDICE OR COMPROMISE ANY STATE OR FEDERAL ENVIRONMENTAL REVIEW OR OTHER LEGAL REQUIREMENTS. THESE PLANS DO NOT LIMIT THE PROJECT DESIGN ALTERNATIVES OR MITIGATIVE MEASURES THAT THE COUNCIL MAY UNDERTAKE IF THE PROPOSED SWLRT PROJECT PROCEEDS TO CONSTRUCTION. THE COUNCIL WILL NOT TAKE FINAL ACTION ON THIS MATTER UNLESS THE COUNCIL PROCEEDS WITH THE PROJECT AFTER THE FTA'S RECORD OF DECISION AND THE COUNCIL'S DETERMINATION OF ADEQUACY.

JANUARY 2016



2