



Disadvantaged Business Enterprise and Workforce Advisory Committee

August 15th, 2024



EDEN PRAIRIE | MINNETONKA | EDINA | HOPKINS | ST. LOUIS PARK | MINNEAPOLIS

Today's Topics

- Project Update
- Consent Business
- Non-consent Business
- Committee Discussion
- Announcements
- Public Invitation



Project Office Update

Consent Business


DBE Achievement Report

DBE Achievement as of June 30, 2024

Contractor	Contract Description	Contract Amount	Contractor Billed to Date	DBE Billed to Date	% DBE to Date	As of Date
LMJV 16% Goal	Civil	\$1,059,856,408	\$1,010,449,817	\$237,297,026	23.5%	6/30/24
APJV 12% Goal	Systems	\$240,852,945	\$174,543,935	\$27,857,807	16.0%	6/30/24
Shaw Lundquist 18% Goal	HRSF	\$14,141,522	\$0	\$0	0.0%	6/30/24
	Closed Contracts	\$41,626,766	\$41,626,766	\$6,539,604	15.7%	
		Contract Amount	Billed to Date	DBE Billed to Date	% DBE to Date	
	15% Goal	\$1,356,477,641	\$1,226,620,518	\$271,694,437	22.1%	

Non-Consent Business

Civil Contract DBE Updates



DBEs

Current – On Site



- E&J Rebar
- Gunnar Electric
- MBE
- On Call Pavement Sweepers
- PWS
- Safety Signs
- Stonebrook Fence
- Sun Mechanical



DBE Assistance

- **LMJV & Council working with DBEs**
 - Change Orders**
 - Payment Status**
 - Missing Supporting Information**
 - Schedule/Work Clarification**
 - Other...**

- **Currently: All Phase, Stonebrook, Am-Tec, EJ Rebar, PWS**

Civil Contract Workforce Achievement Updates



WORKFORCE PARTICIPATION

GOALS:
32% POCI
20% Female

Project Workforce Participation to Date

Total Hours: 3,041,245.12

POCI: 23.34%

Female: 7.55%

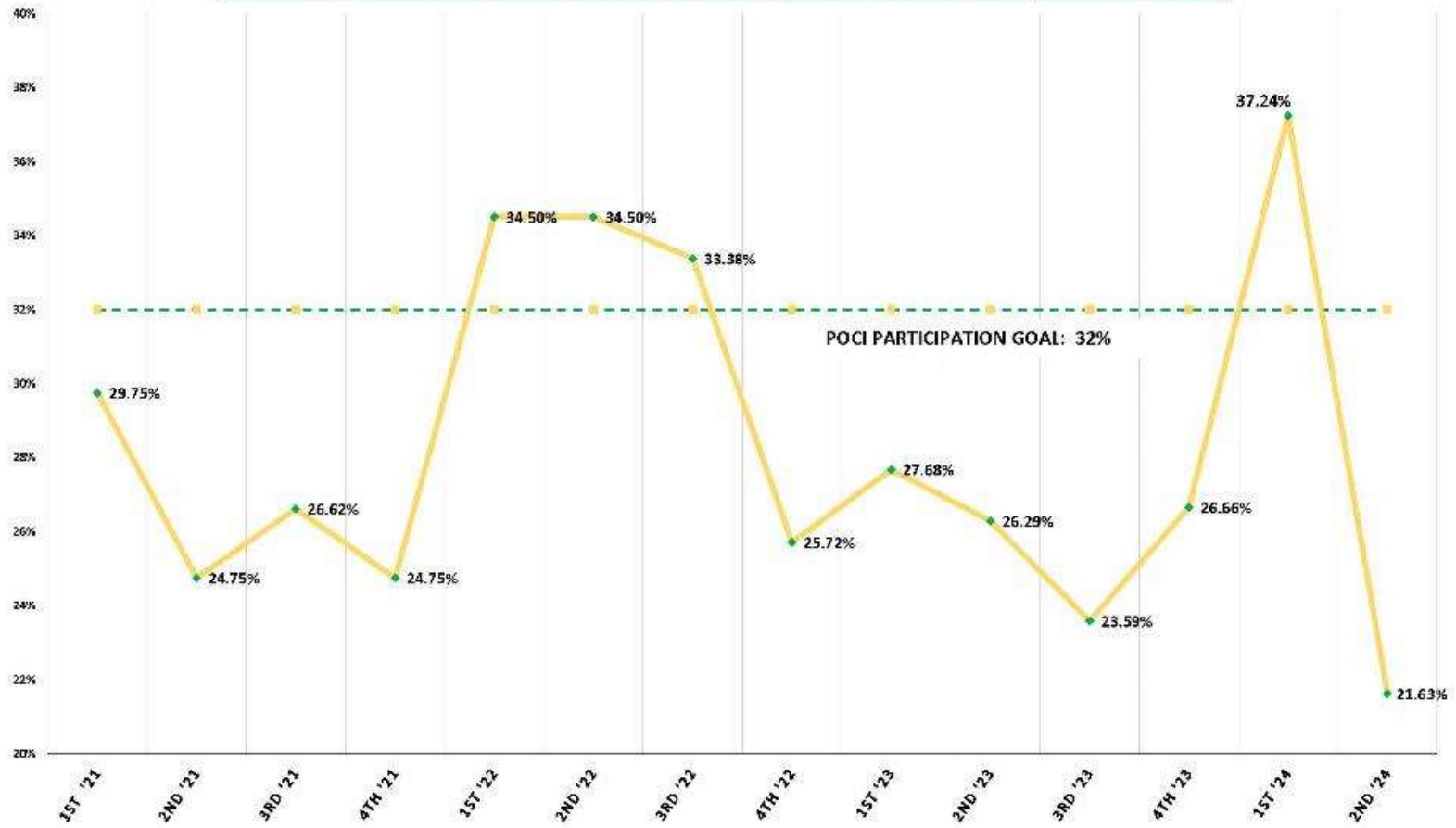
Project Workforce Participation June

Month Hours: 44,765.63

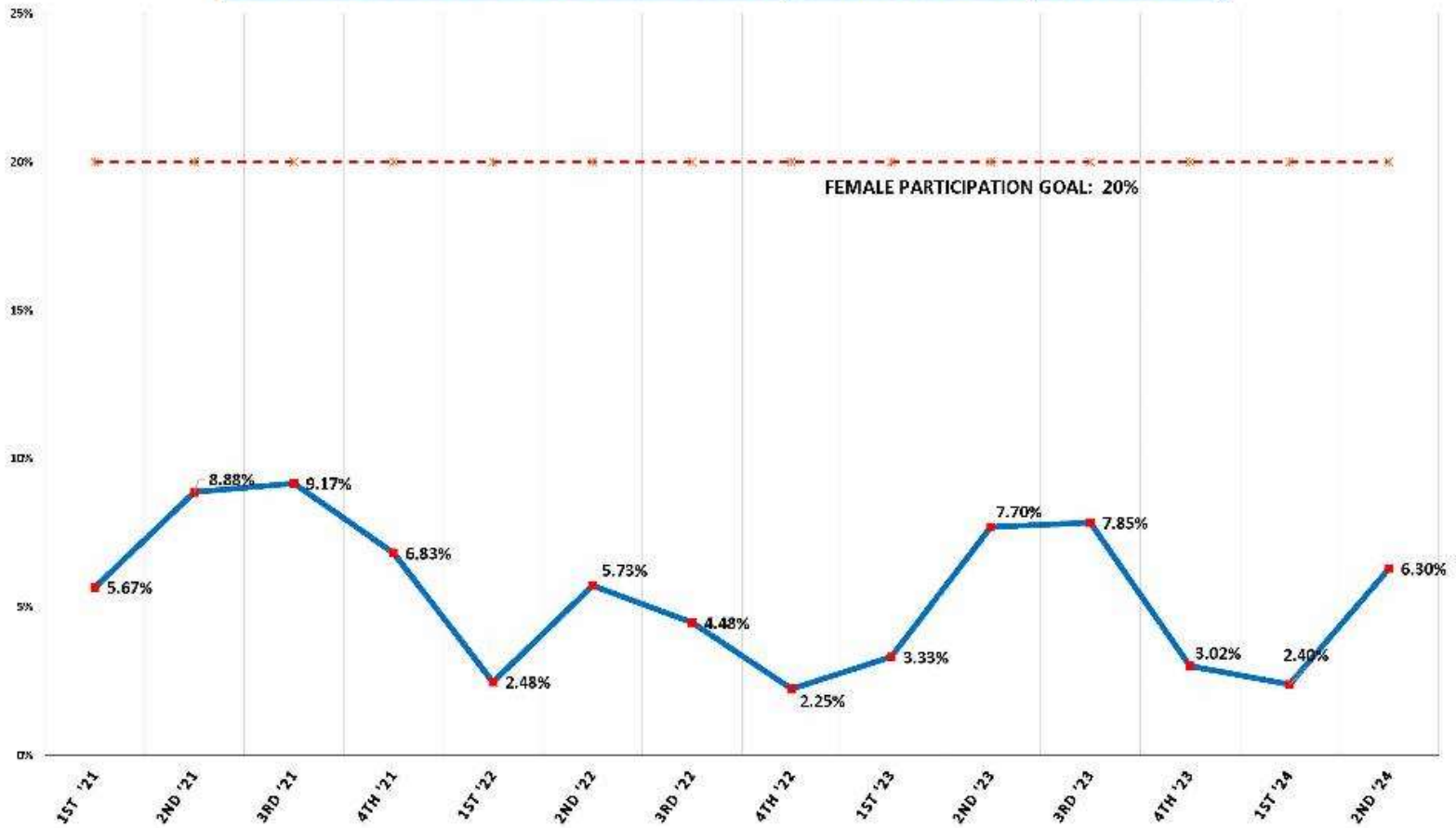
POCI: 23%

Female: 5.90%

SWLRT - LMJV WORKFORCE PARTICIPATION - QUARTERLY REPORT (2021-PRESENT)



SWLRT - LMJV WORKFORCE PARTICIPATION - QUARTERLY REPORT (2021-PRESENT)



LMJV - Trades

SWLRT	Apr-24		May-24		Jun-24		Jul-24	
LMJV	4670.50		5773.60		6496.00		5081.50	
POCI	1633.00	34.96%	1853.60	32.10%	1760.50	27.10%	1397.00	27.49%
FEMALE	0.00	0.00%	182.50	3.16%	197.50	3.04%	160.50	3.16%
LMJV - Pile Drivers	712.00		1082.50		1515.00		1153.50	
POCI	285.00	40.03%	335.50	30.99%	465.00	30.69%	328.00	28.44%
FEMALE	0.00	0.00%	0.00	0.00%	0.00	0.00%	0.00	0.00%
LMJV - Laborers	2140.50		2807.50		3225.00		2548.00	
POCI	441.00	20.60%	662.50	23.60%	775.00	24.03%	736.00	28.89%
FEMALE	0.00	0.00%	182.50	6.50%	197.50	6.12%	160.50	6.30%
LMJV - Carpenters	1495.00		1501.60		1364.50		1143.00	
POCI	871.00	58.26%	692.10	46.09%	376.00	27.56%	326.00	28.52%
FEMALE	0.00	0.00%	0.00	0.00%	0.00	0.00%	0.00	0.00%
LMJV - Cement Masons	323.00		382.00		367.50		237.00	
POCI	36.00	11.15%	163.50	42.80%	144.50	39.32%	7.00	2.95%
FEMALE	0.00	0.00%	0.00	0.00%	0.00	0.00%	0.00	0.00%
LMJV - Operators	0.00		0.00		24.00		0.00	
POCI	0.00	0.00%	0.00	0.00%	0.00	0.00%	0.00	0.00%
FEMALE	0.00	0.00%	0.00	0.00%	0.00	0.00%	0.00	0.00%

Lunda - Trades

SWLRT	Apr-24		May-24		Jun-24		Jul-24	
Lunda	2244.00		2986.00		3699.50		2359.50	
POCI	64.00	2.85%	549.50	18.40%	929.50	25.13%	276.50	11.72%
FEMALE	373.00	16.62%	312.00	10.45%	477.00	12.89%	282.00	11.95%
Lunda - Operators	1708.50		1658.50		2165.00		1764.00	
POCI	0.00	0.00%	28.00	1.69%	141.00	6.51%	46.50	2.64%
FEMALE	333.00	19.49%	218.00	13.14%	373.00	17.23%	282.00	15.99%
Lunda - Laborers	88.00		251.00		194.00		97.00	
POCI	0.00	0.00%	0.00	0.00%	0.00	0.00%	0.00	0.00%
FEMALE	40.00	45.45%	85.00	33.86%	19.50	10.05%	0.00	0.00%
Lunda - Carpenters	327.00		336.50		428.50		227.50	
POCI	0.00	0.00%	91.00	27.04%	203.00	47.37%	137.50	60.44%
FEMALE	0.00	0.00%	0.00	0.00%	0.00	0.00%	0.00	0.00%
Lunda - Cement Masons	120.50		739.00		912.00		221.00	
POCI	64.00	53.11%	430.00	58.19%	585.50	64.20%	92.50	41.86%
FEMALE	0.00	0.00%	9.00	1.22%	84.50	9.27%	0.00	0.00%

CS McCrossan - Trades

SWLRT	Apr-24		May-24		Jun-24		Jul-24	
CSM	4523.75		4423.00		6163.00		3735.50	
POCI	451.25	9.98%	665.00	15.04%	896.50	14.55%	222.50	5.96%
FEMALE	180.75	4.00%	300.75	6.80%	356.24	5.78%	120.00	3.21%
CSM - Operators	3147.50		2953.25		4181.75		2545.50	
POCI	172.50	5.48%	364.00	12.33%	458.00	10.95%	96.00	3.77%
FEMALE	180.00	5.72%	217.00	7.35%	221.25	5.29%	77.50	3.04%
CSM - Laborers	1249.25		251.00		1339.00		963.50	
POCI	268.25	21.47%	0.00	0.00%	312.50	23.34%	96.50	10.02%
FEMALE	0.00	0.00%	0.00	0.00%	0.00	0.00%	0.00	0.00%
CSM - Truck Driver	127.00		407.75		642.25		226.50	
POCI	10.50	8.27%	46.00	11.28%	126.00	19.62%	30.00	13.25%
FEMALE	0.75	0.59%	83.75	20.54%	135.00	21.02%	42.50	18.76%
CSM - Carpenters	0.00		3.00		0.00		0.00	
POCI	0.00	0.00%	0.00	0.00%	0.00	0.00%	0.00	0.00%
FEMALE	0.00	0.00%	0.00	0.00%	0.00	0.00%	0.00	0.00%



WORKFORCE ACTIONS

- 8/12/24 MN Trades Academy
Mock Interviews @ Junior Achievement North
- 8/15/24 MN Trades Academy
Graduation Celebration @ Finishers Trades
- 9/21/24 Yellow Ribbon Ribfest
Career Fair & Ribfest @ Arden Hills – Armory
- 10/14-10/18/24 Construction Inclusion Week
Industry Wide

Systems Contract Work

Systems Update

- **APJV participated in Mock Interviews at Summit Academy on Friday, June 26, 2024.**
- **APJV does not expect any significant changes in the size of crews working on the project during 2024. Plan to hold steady at 8,000 Craft Labor Hours per month**
 - **April – 5,675.75 hours**
 - **May – 10,232.75 hours (includes catchup from missing CP reports from previous month)**
 - **June – 8,177.25 hours**
 - **July (est)- 7,900.00 hours**

Workforce Achievement Update

SWLRT – Systems Workforce
Trade Participation by Hours

May 2024

TRADES	Total	Male	Female	Female %	POCI	POCI %
Carpenter	285.00	285.00	-	0.00%	259.50	91.05%
Electricians	7,335.50	6,382.50	953.00	12.99%	1,442.25	19.66%
Equipment Operators	1,140.50	1,137.50	3.00	0.26%	163.50	14.34%
Ironworkers	34.00	34.00	-	0.00%	5.50	16.18%
Laborers	1,297.75	903.25	394.50	30.40%	634.50	48.89%
Sprinkler Fitters	36.00	36.00	-	0.00%	-	0.00%
Surveyors	19.00	19.00	-	0.00%	-	0.00%
Traffic Control	8.25	8.25	-	0.00%	6.25	75.76%
Truck Driver	76.25	76.25	-	0.00%	6.00	7.87%
TOTALS	10,232.25	8,881.75	1,350.50	13.20%	2,517.50	24.60%

Workforce Achievement Update

SWLRT – Systems Workforce
Trade Participation by Hours

June 2024

TRADES	Total	Male	Female	Female %	POCI	POCI %
Carpenter	134.00	134.00	-	0.00%	78.00	58.21%
Cement Finisher	8.00	8.00	-	0.00%	-	0.00%
Electricians	6,400.00	5,616.00	784.00	12.25%	1,446.50	22.60%
Equipment Operators	757.50	757.50	-	0.00%	56.00	7.39%
Ironworkers	23.50	23.50	-	0.00%	8.00	34.04%
Laborers	816.25	718.25	98.00	12.01%	233.25	28.58%
Sprinkler Fitters	1.50	1.50	-	0.00%	-	0.00%
Surveyors	20.00	20.00	-	0.00%	-	0.00%
Truck Driver	16.50	16.50	-	0.00%	8.25	50.00%
TOTALS	8,177.25	7,295.25	882.00	10.79%	1,830.00	22.38%

APJV – Systems Contract, DBE with Fieldwork and Reported Hours in LCP Tracker during May & June 2024

- Gunnar Electric
- Bald Eagle
- Safety Signs
- Moltron Builders
- MBE Trucking
- Elite Fiber Optics
- Stonebrook Fence
- On Call Pavement Sweeping
- Safety Signs
- E-Con Placer

Hopkins Rail Support Facility

Shaw-Lundquist Associates

Contract Overview

- 23,000-sf maintenance base located at the approximate midpoint of the GLE alignment
- NTP issued 7/12/24
- (730) day project timeline
- Scope includes building an associated site work

DBE Commitments

DBE Subcontractor	Contract Description	Contract Amount	DBE Credit	Allowable Contract Credit
AW Painting	Painting	\$55,497	100%	\$55,497
C&S Mgmt dba Waterproofing by Experts Inc	Waterproofing	\$85,364	100%	\$85,364
Gunnar Electric	Electrical	\$1,749,400	100%	\$1,749,400
LAC Enterprises dba Windsor Companies	Landscaping	\$89,709	100%	\$89,709
PWS Inc.	Utilities	\$230,024	100%	\$230,024
M3Sixty	Distributor of Metal Wall Panels	\$840,000	40%	\$336,000
		Total Contract Amount	DBE Contract Credit Amount	DBE %
18% Goal		\$14,141,522	\$2,545,994	18.0%

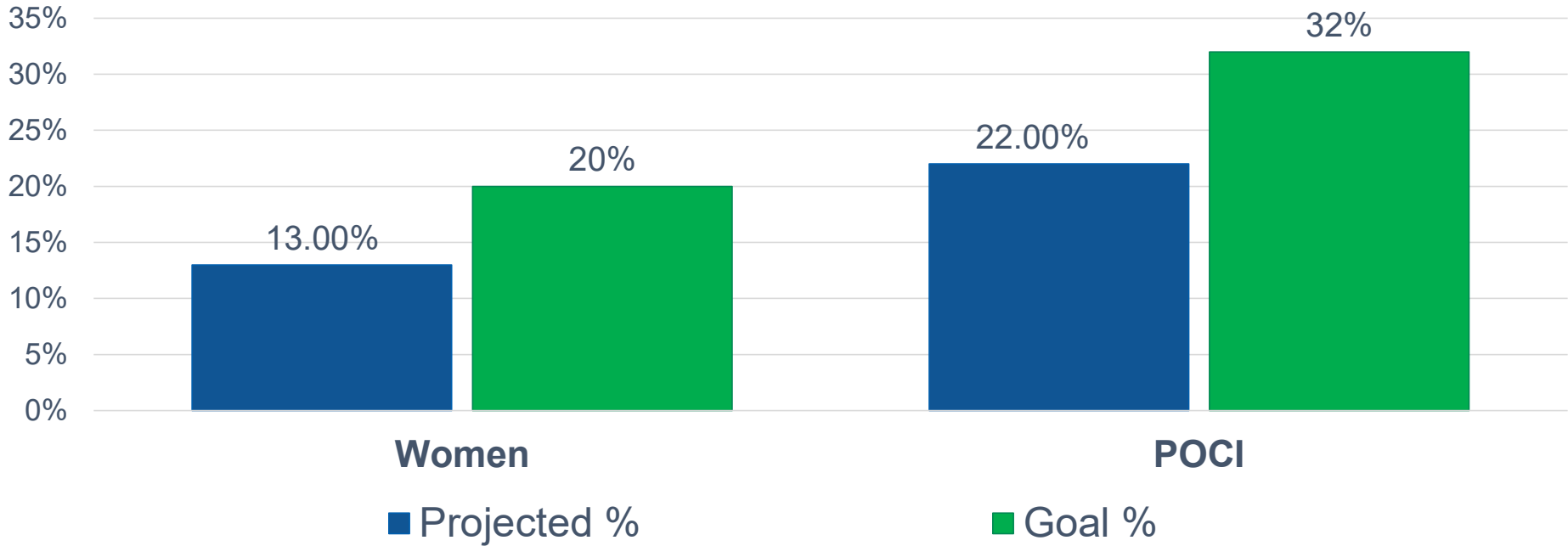
HRSF Project Timeline for DBEs

DBE Subcontractor	Projected On-Site
Gunnar Electric	9/2/2024
PWS	9/4/2024
Waterproofing by Experts	10/4/2024
M3Sixty (Supplies Delivered for Flynn Midwest)	11/1/2024
AW Painting	5/1/2025
Windsor Companies	6/15/2025

Workforce Participation Projections

Workforce Participation Percentage*

- Projected Project Total Hours: 18,402 hrs.



*Based on Pre-Construction Subcontractor Packets received as of 8/5/2024

Committee Discussion

Announcements

Public Invitation

- Each speaker is limited to a three-minute presentation
- Pre-register as you sign in for attendance at the start of the meeting



Closing

- Next Meeting date: October 17th, 2024, from 2:00 – 4:00 PM
 - In-person
- Adjourn

MORE INFORMATION

Website: GreenLineExt.org

Email: swlrt@metrotransit.org

Twitter: [@GreenLineExtMN](https://twitter.com/GreenLineExtMN)

Instagram: [@GreenLineExtMN](https://www.instagram.com/GreenLineExtMN)