
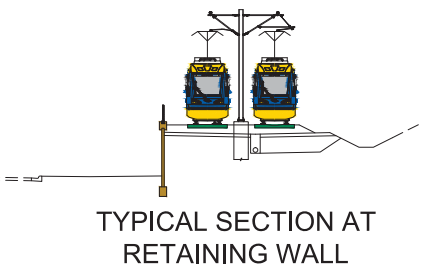
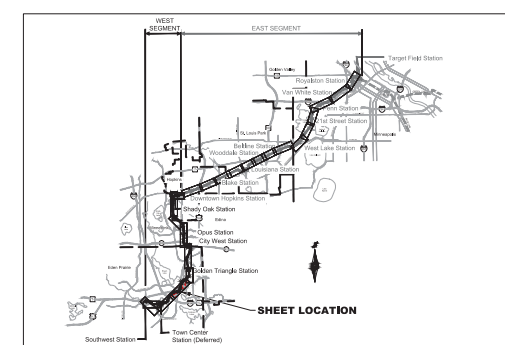


SOUTHWEST LRT ALIGNMENT
 SEGMENT W1 / W2 - EDEN PRAIRIE
 NINE MILE CREEK



COLOR LEGEND

LRT TRACK AREA	EXISTING SIGNALIZED INTERSECTION
PEDESTRIAN / SIDEWALK AREA	PROPOSED SIGNALIZED INTERSECTION
STATION PLATFORM	TRACTION POWER SUBSTATION
TUNNEL	SYSTEMS BUILDING (DESIGN VARIES)
ROADWAY	GATE ARM
TRAIL / BIKEWAY	TOTAL PROPERTY ACQUISITION
SURFACE PARKING	PARTIAL PROPERTY ACQUISITION
BRIDGE	RIGHT OF WAY
RETAINING WALL	PROPERTY LINE
	TEMPORARY CONSTRUCTION EASEMENT



JUNE 2017

