

Appendix F
Conceptual Engineering Drawings

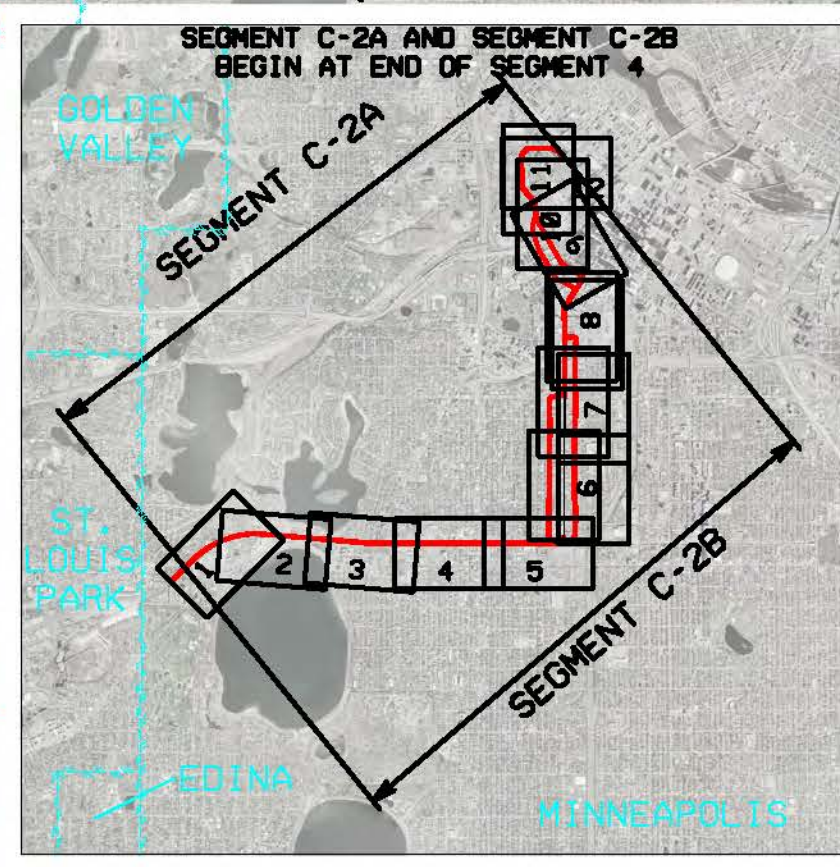
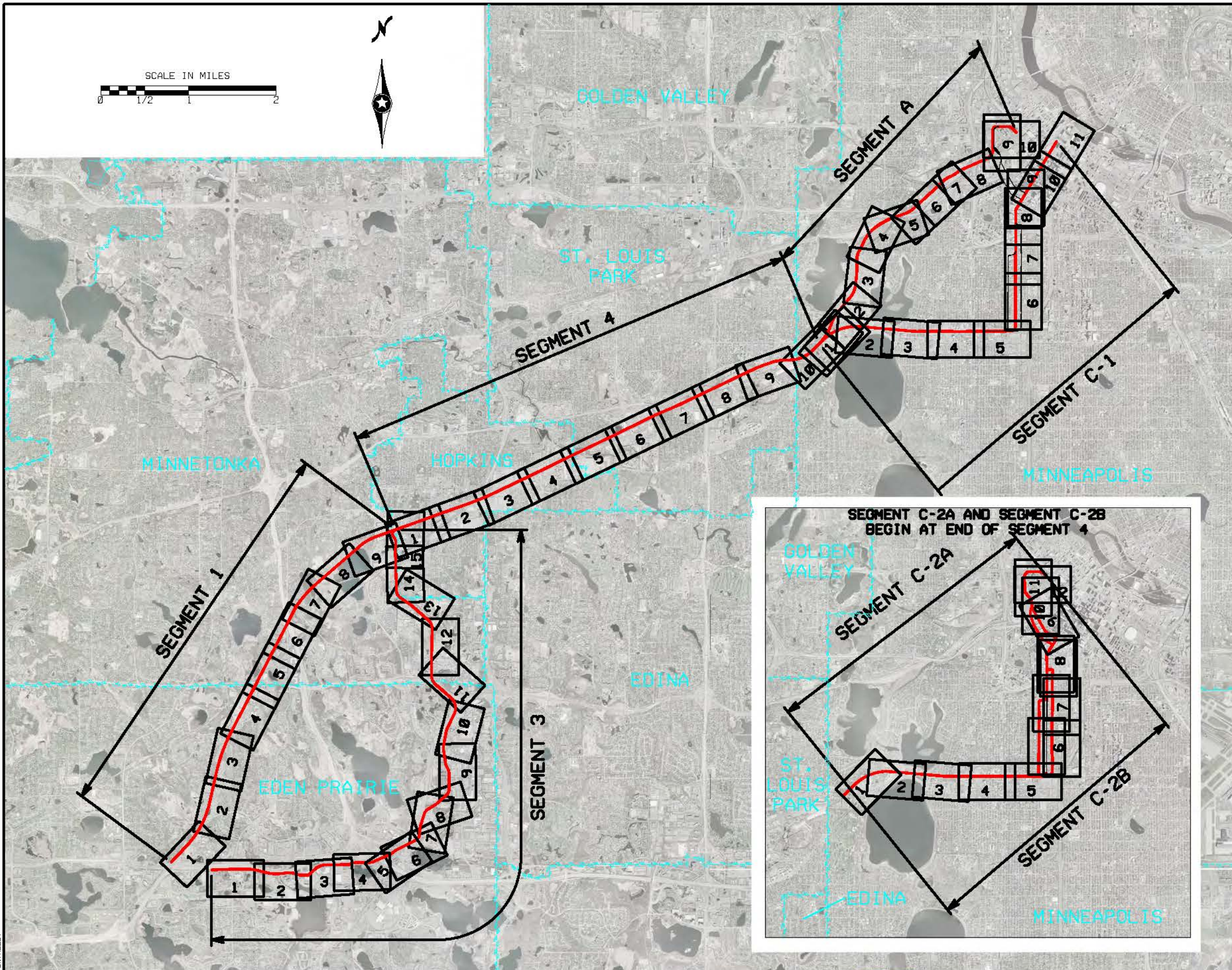
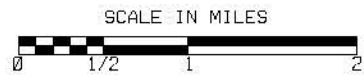


Appendix F Contents

Conceptual Engineering:

- **Segments 1, 3, 5, 4, A, C, and C Variations**
- **Freight Rail Relocation Segment**
- **Co-location Alternative**

Conceptual Engineering
Segments 1, 3, 5, 4, A, C, and C Variations



ALTERNATIVES	SEGMENTS
1A	1 4 A
3A	3 4 A
3C-1	3 4 C-1
3C-2A	3 4 C-2A
3C-2B	3 4 C-2B

SHEET INDEX	
SEGMENTS	SHEETS
LAYOUT	1
LEGEND	1
TYP SECTIONS	1-13
1	1-9
3	1-15
4	1-10
A	1-10
C-1	1-11
C-2A	1-12
C-2B	1-12

UNTITLED
 12:59:52 PM
 5/17/2018
 ... \SWT_HDR_KS_GENERAL_LAYOUT_031010.DGN

NO	DATE	BY	CKD	APPR	REVISION

**PRELIMINARY
DRAFT
NOT FOR
CONSTRUCTION**



























DRAWN BY
DESIGNED BY
CHECKED BY
COMM. NO.

SOUTHWEST TRANSITWAY CONCEPTUAL DESIGN
LRT ALTERNATIVES
LAYOUT AND SHEET INDEX

**SHEET
1
OF
1**

LEGEND FOR PLAN

PROPOSED	EXISTING
 LRT TANGENT	
 LRT CURVE	
 LRT SPIRAL	
 CURB	
 RETAINING WALL	
 MEDIAN BARRIER	
 FENCE	 EXISTING / BY OTHERS
 CUT LIMIT	 HIAWATHA LRT
 FILL LIMIT	 FREIGHT RAIL
 PAVEMENT	 PROPERTY PARCELS
 BRIDGE	 PAVEMENT REMOVAL/ IMPACTED PROPERTY
 STATION	 EXISTING BRIDGE
 TRAIL (1)	 BRIDGE REMOVAL
 SIDEWALK	 TRAIL REMOVAL
 PARK AND RIDE	 FREIGHT RAIL REMOVAL

NOTES:

(1) GRADING FOR THE TRAILS SHOWN WILL BE INCLUDED IN THE PROJECT COST, HOWEVER THE SURFACING FOR THE TRAILS WILL NOT BE INCLUDED WITH THE PROJECT COSTS. TRAIL SURFACING MUST BE PERFORMED AT THE EXPENSE OF OTHERS.

8/20/08 AM
 5/17/2010
 \\pdx-srv3\necc\051\engr\cb\mngot\p\lotrn\mndt_plt
 \\pdx-srv3\necc\051\engr\cb\mngot\p\lotrn\mndt_plt

NO	DATE	BY	CHKD	APPR	REVISION

... \SWT_HDR_KS_Legend_031010.dgn

**PRELIMINARY
DRAFT
NOT FOR
CONSTRUCTION**



HDR ENGINEERING, INC.

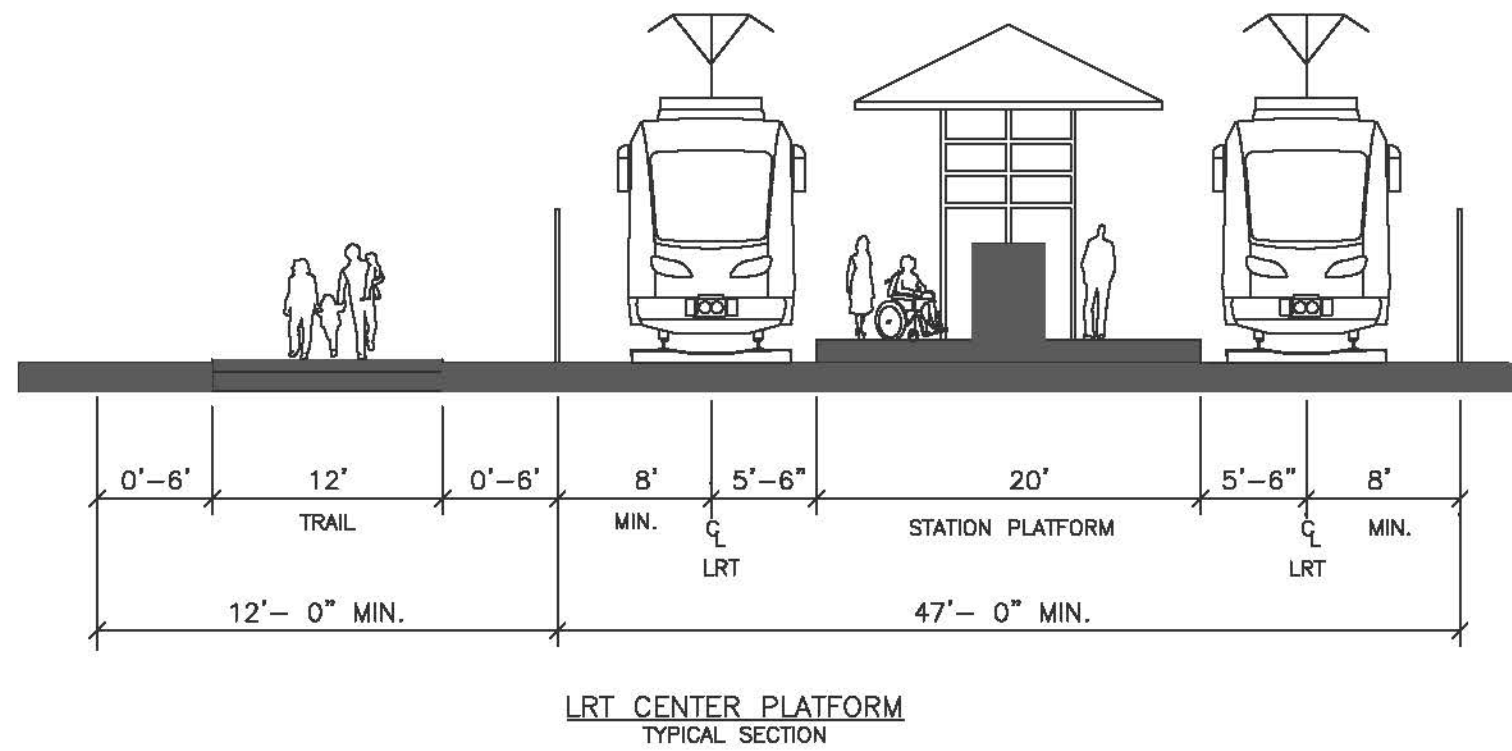
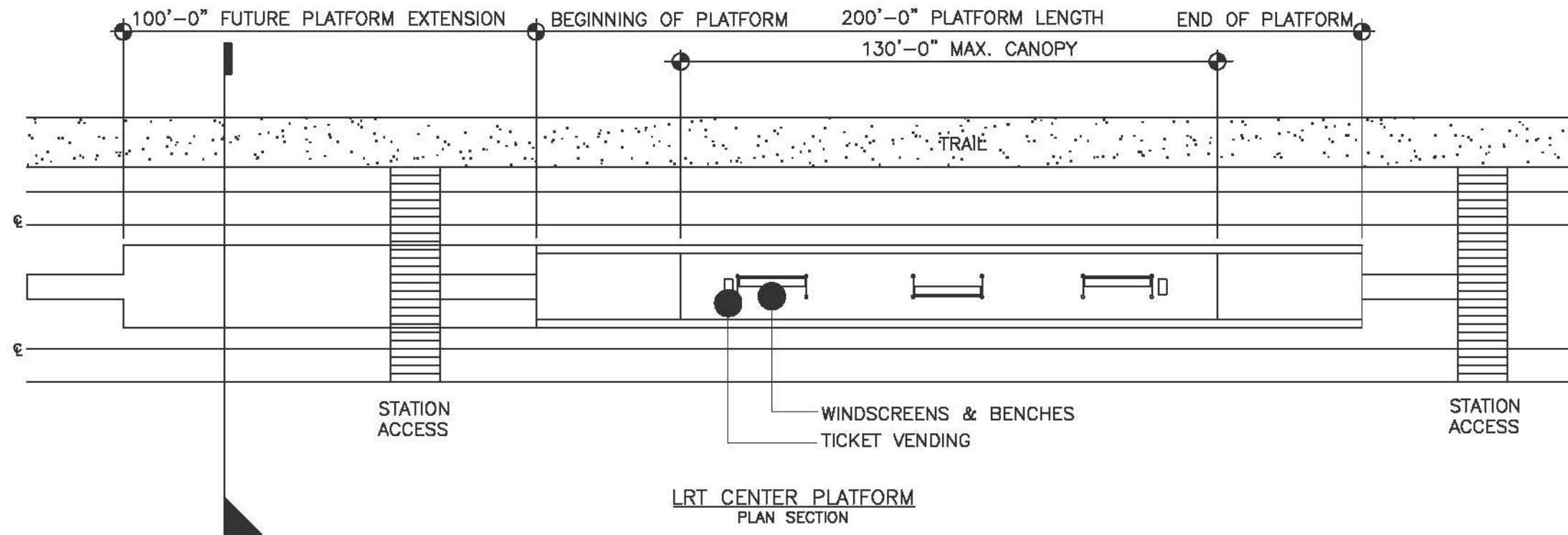


DRAWN BY
DESIGNED BY
CHECKED BY
COMM. NO.

SOUTHWEST TRANSITWAY CONCEPTUAL DESIGN

LRT ALTERNATIVES
LEGEND

**SHEET
1
OF
1**



NOT TO SCALE

7:55:49 PM
 5/17/2010
 ...\\SWT_HDR_K5_TS_sh101_031010.dgn

NO.	DATE	BY	CHKD	APPR	REVISION

**PRELIMINARY
DRAFT
NOT FOR
CONSTRUCTION**

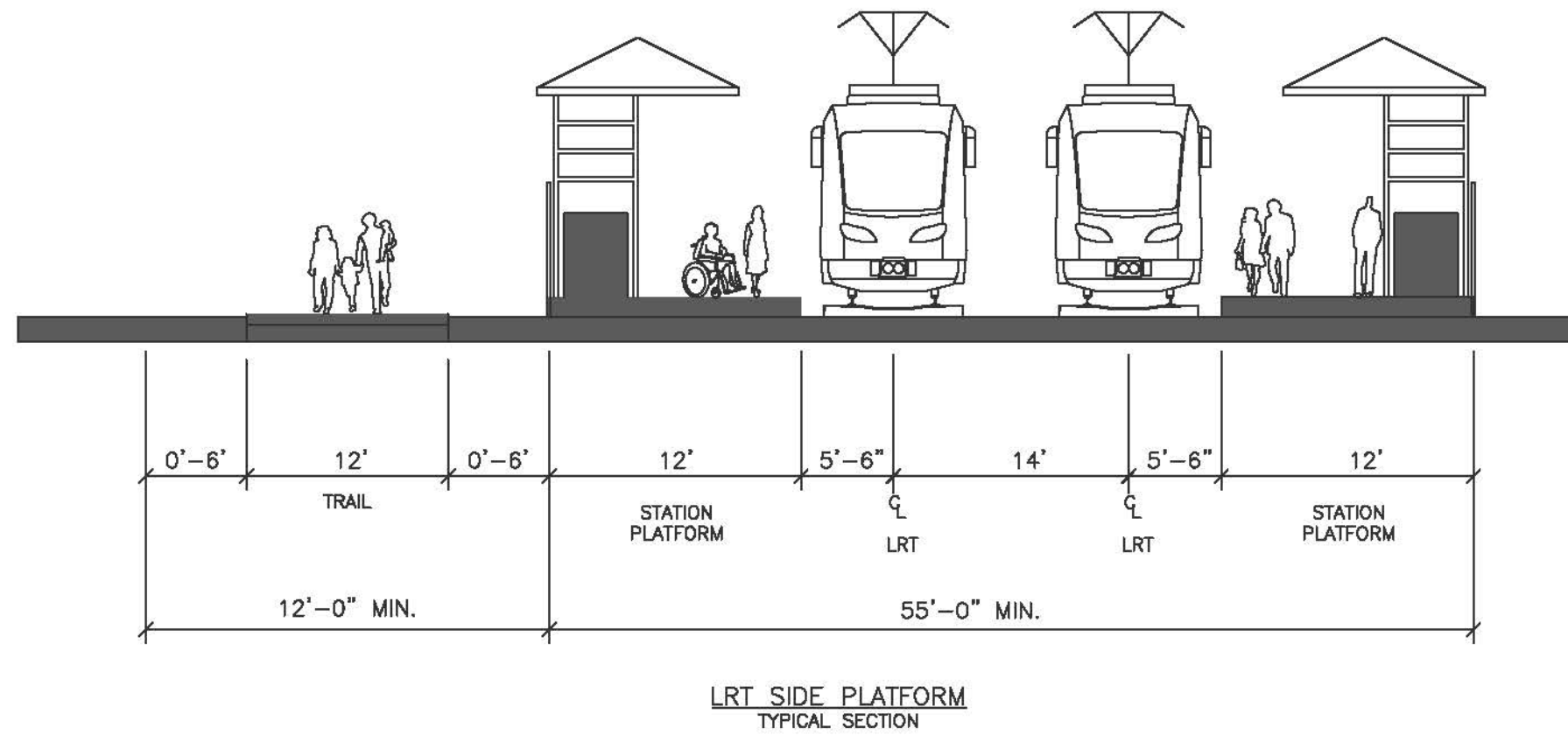
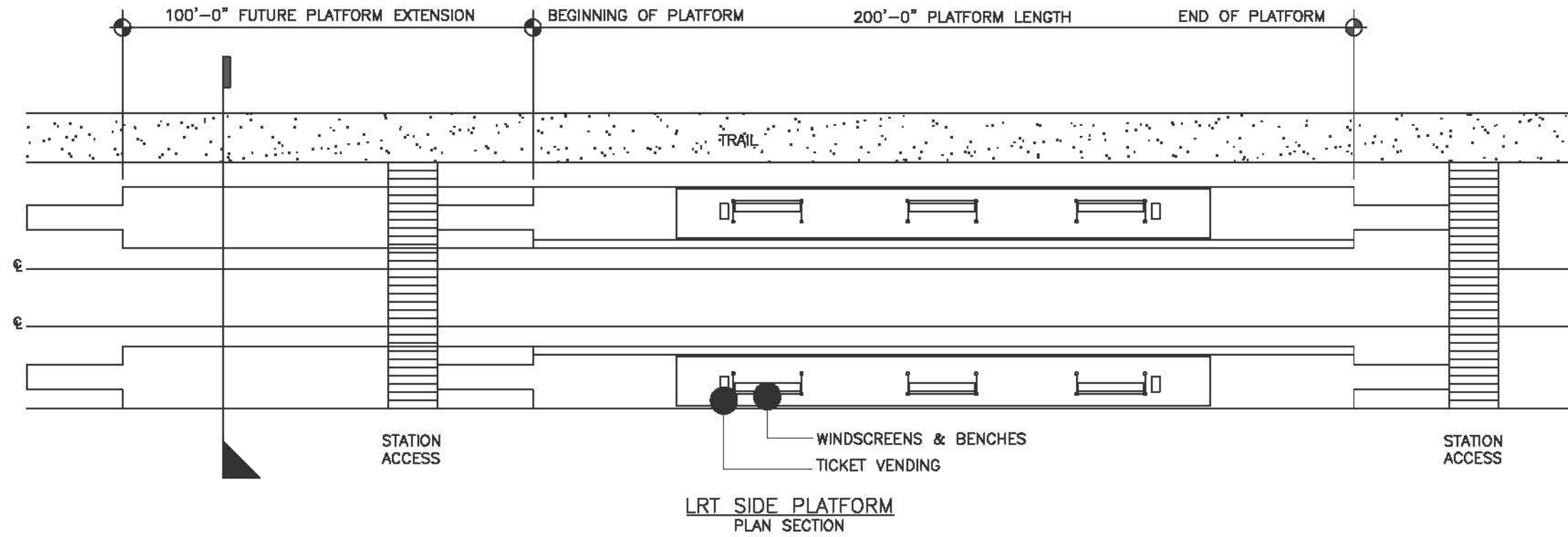


DRAWN BY
DESIGNED BY
CHECKED BY
COMM. NO.

SOUTHWEST TRANSITWAY CONCEPTUAL DESIGN

PLAN & TYPICAL SECTIONS
LRT CENTER PLATFORM STATION

**SHEET
1
OF
13**



NOT TO SCALE

7:55:00 PM
 5/17/2010
 ...\\SWT_HDR_K5_TS_sh102_031010.dgn

NO.	DATE	BY	CHKD	APPR	REVISION

**PRELIMINARY
DRAFT
NOT FOR
CONSTRUCTION**

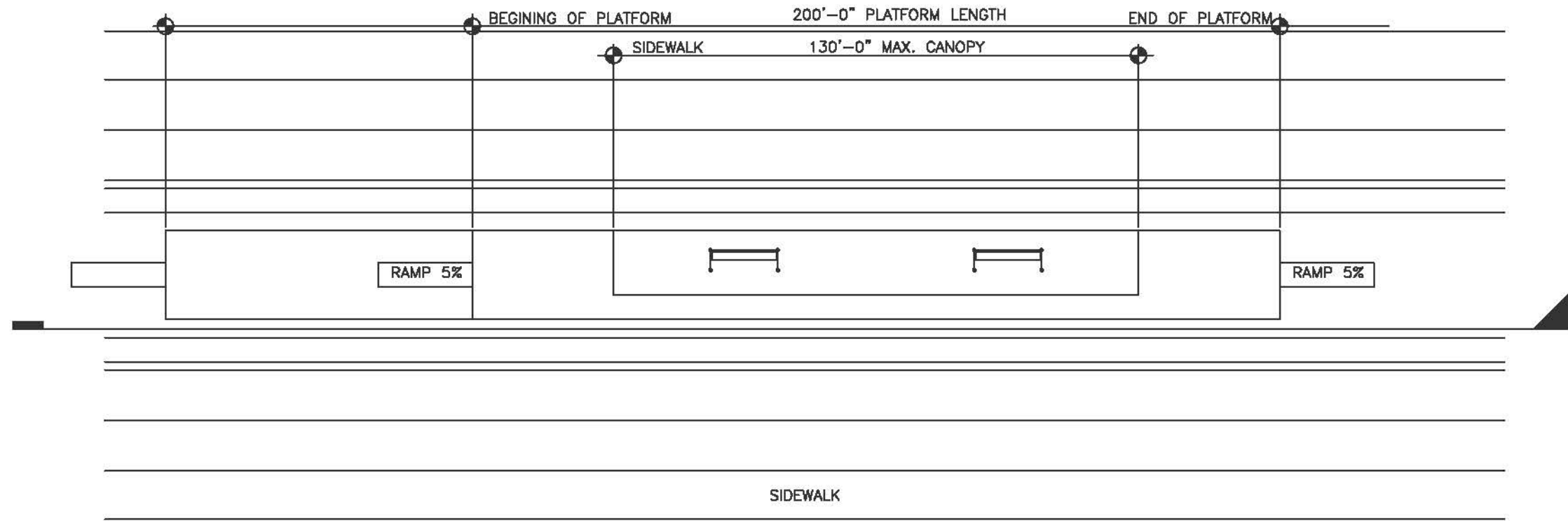


DRAWN BY
DESIGNED BY
CHECKED BY
COMM. NO.

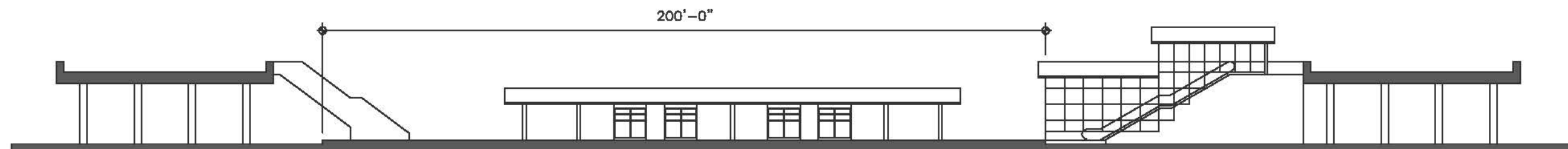
SOUTHWEST TRANSITWAY CONCEPTUAL DESIGN

PLAN & TYPICAL SECTION
LRT SIDE PLATFORM STATION

**SHEET
2
OF
13**



LRT OPEN CUT PLATFORM
PLAN SECTION



LRT OPEN CUT SECTION
TYPICAL SECTION

NOT TO SCALE

7:55:10 PM
 5/17/2010
 \\PDK-9873\NECC\051\engr\cs\WINGOT\PLD\DRN\WINDCT_PLT
 \\PDK-9873\NECC\051\engr\cs\WINGOT\PLD\DRN\WINDCT_PLT

NO	DATE	BY	CHKD	APPR	REVISION

... \SWT_HDR_K5_TS_sh103_031010.dgn

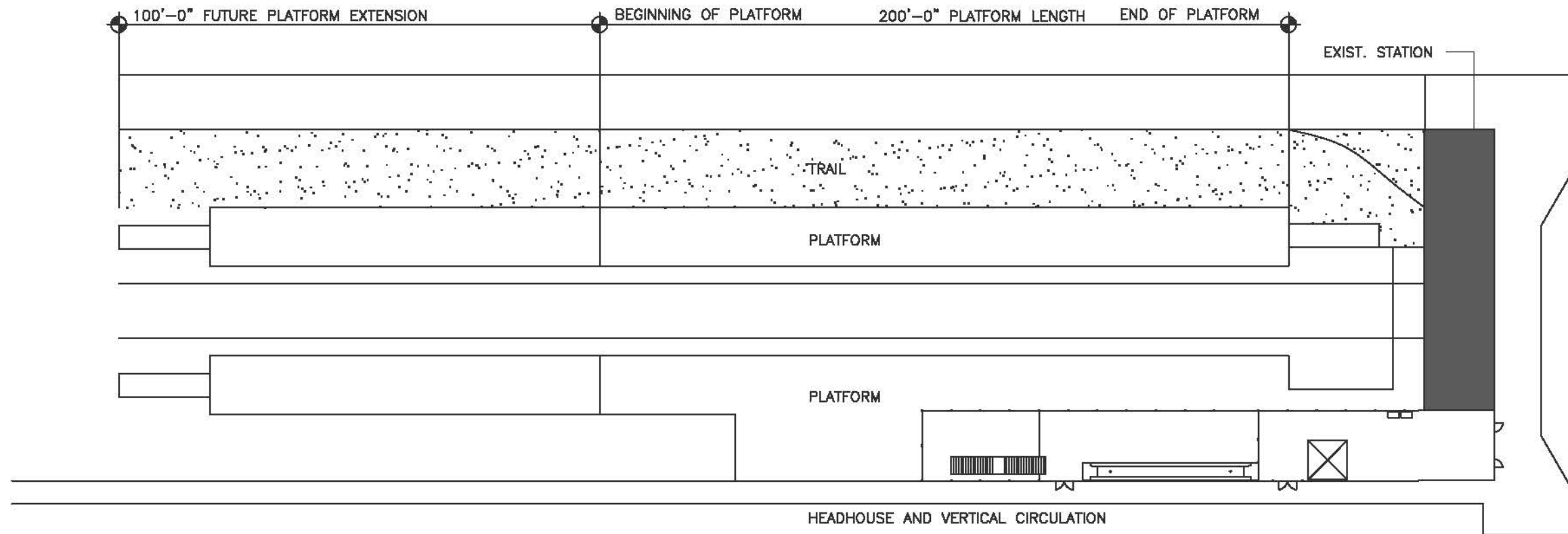
**PRELIMINARY
DRAFT
NOT FOR
CONSTRUCTION**



DRAWN BY
DESIGNED BY
CHECKED BY
COMM. NO.

SOUTHWEST TRANSITWAY CONCEPTUAL DESIGN
 PLAN & TYPICAL SECTION
 LRT OPEN CUT STATION

**SHEET
3
OF
13**



LRT UPTOWN SIDE PLATFORM
PLAN SECTION

NOT TO SCALE

7:55:23 PM
 5/17/2010
 \\PDK-9873\NECC\051\mndr-de\MDOT\PLDTURN\MDOT_PLT
 \\\PDK-9873\NECC\051\mndr-de\MDOT\PLDTURN\MDOT_PLT

NO	DATE	BY	CHKD	APPR	REVISION

...S\SWT_HDR_K5_TS_sh104_031010.dgn

**PRELIMINARY
DRAFT
NOT FOR
CONSTRUCTION**

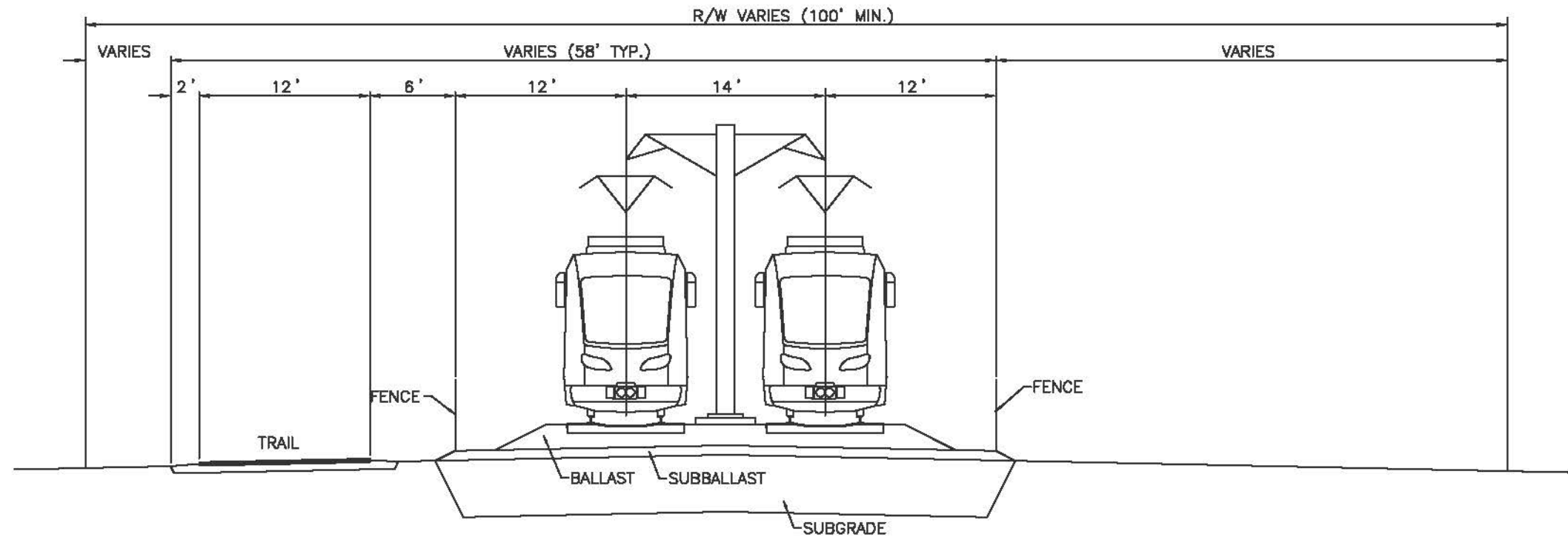


DRAWN BY
DESIGNED BY
CHECKED BY
COMM. NO.

SOUTHWEST TRANSITWAY CONCEPTUAL DESIGN

PLAN
LRT UPTOWN STATION

**SHEET
4
OF
13**



LRT GUIDEWAY - 100' MIN. R/W AT-GRADE
TYPICAL SECTION

NOT TO SCALE

10:24:48 AM
 1/18/2010
 ...\\SMT_HDR_KS_TS_sh105_031010.dgn

NO.	DATE	BY	CHKD	APPR	REVISION

**PRELIMINARY
DRAFT
NOT FOR
CONSTRUCTION**



HDR ENGINEERING, INC.

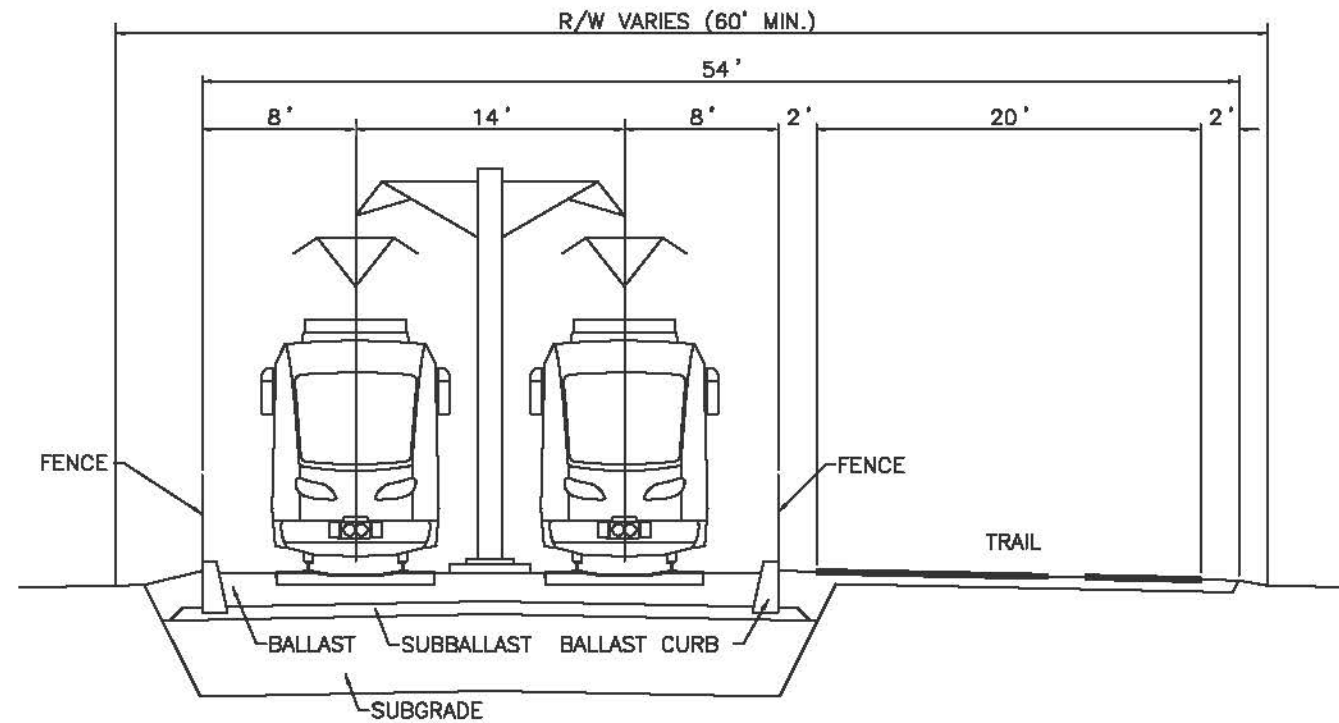


DRAWN BY
DESIGNED BY
CHECKED BY
COMM. NO.

SOUTHWEST TRANSITWAY CONCEPTUAL DESIGN

TYPICAL SECTIONS
LRT GUIDEWAY - 100' R/W AT-GRADE

**SHEET
5
OF
13**



LRT GUIDEWAY - 60' MIN. R/W AT-GRADE
TYPICAL SECTION

NOT TO SCALE

7:55:45 PM
 5/17/2010
 \\PDK-9873\NECC\051\engr\cb\WINGOT\PLD\DRN\WINDT_PLT
 \\PDK-9873\NECC\051\engr\cb\WINGOT\PLD\DRN\WINDT_BK.TBL

NO	DATE	BY	CHKD	APPR	REVISION

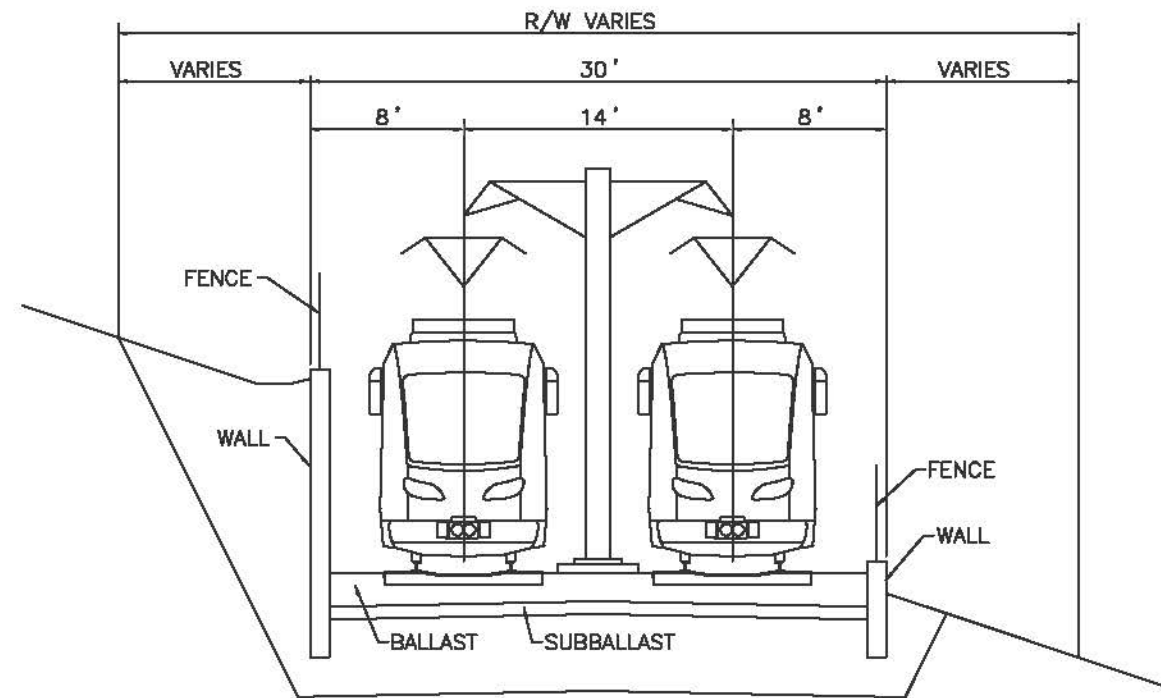
**PRELIMINARY
DRAFT
NOT FOR
CONSTRUCTION**



DRAWN BY
DESIGNED BY
CHECKED BY
COMM. NO.

SOUTHWEST TRANSITWAY CONCEPTUAL DESIGN
TYPICAL SECTIONS
LRT GUIDEWAY - 60' R/W AT-GRADE

**SHEET
6
OF
13**



LRT GUIDEWAY - RETAINED CUT & FILL
TYPICAL SECTION

NOT TO SCALE

7:55:55 PM
 5/17/2010
 \\PDK-9873\NECC\051\engr\de\WINGOT\PL\OTDRN\WINDT_PLT
 \\PDK-9873\NECC\051\engr\de\WINGOT\PL\OTDRN\WINDT_PLT

NO	DATE	BY	CHKD	APPR	REVISION

... \SWT_HDR_K5_TS_sh107_031010.dgn

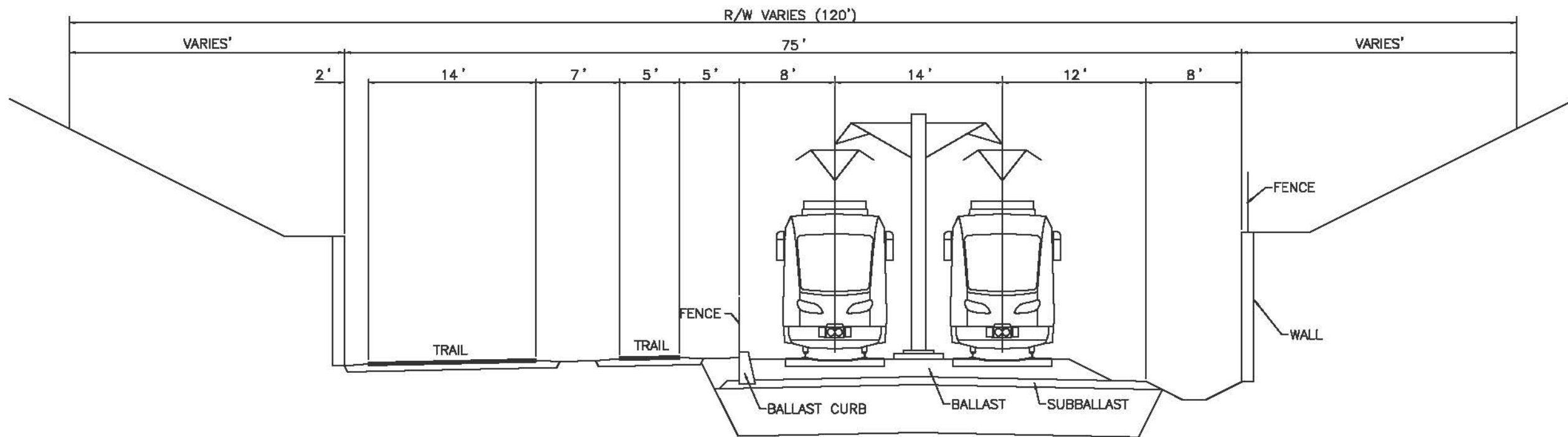
**PRELIMINARY
DRAFT
NOT FOR
CONSTRUCTION**



DRAWN BY
DESIGNED BY
CHECKED BY
COMM. NO.

SOUTHWEST TRANSITWAY CONCEPTUAL DESIGN
TYPICAL SECTIONS
LRT GUIDEWAY - RETAINED CUT & FILL

**SHEET
7
OF
13**



LRT GUIDEWAY - OPEN CUT
TYPICAL SECTION

NOT TO SCALE

7:51:05 PM
 5/17/2010
 \\PDK-9873\NECC\051\engr\cb\WINGOT\PLTDORV\MNDCT_PLT...
 ...SWT_HDR_K5_TS_sh1DB_031010.dgn

NO	DATE	BY	CHKD	APPR	REVISION

**PRELIMINARY
DRAFT
NOT FOR
CONSTRUCTION**

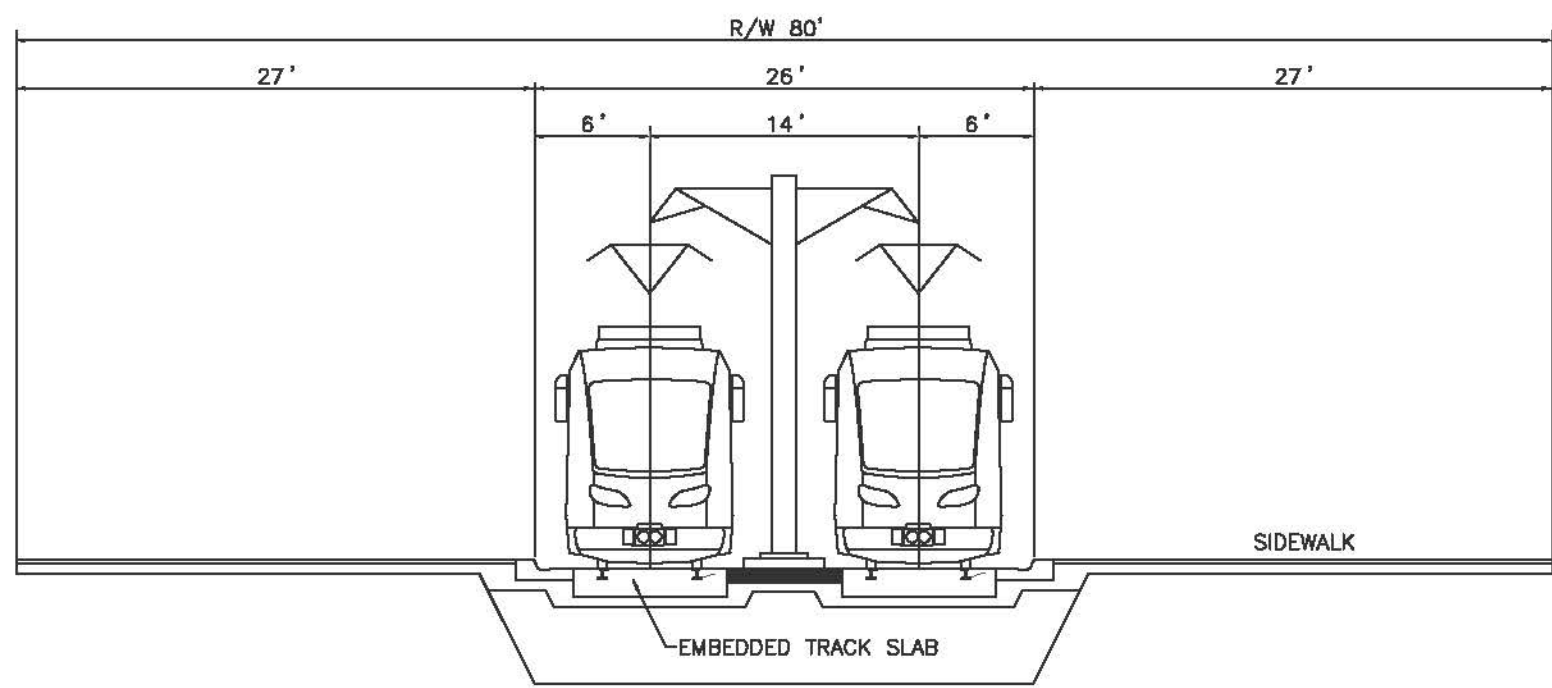


DRAWN BY
DESIGNED BY
CHECKED BY
COMM. NO.

SOUTHWEST TRANSITWAY CONCEPTUAL DESIGN

TYPICAL SECTIONS
LRT GUIDEWAY - OPEN CUT

**SHEET
8
OF
13**



LRT GUIDEWAY — EMBEDDED TRACK
TYPICAL SECTION

NOT TO SCALE

7:57:15 PM
 5/17/2010
 \\pdx-srv3\necc\cas1\engin\cs\mngot\pld\lora\pen\maddt_bk.tbl

NO	DATE	BY	CHKD	APPR	REVISION

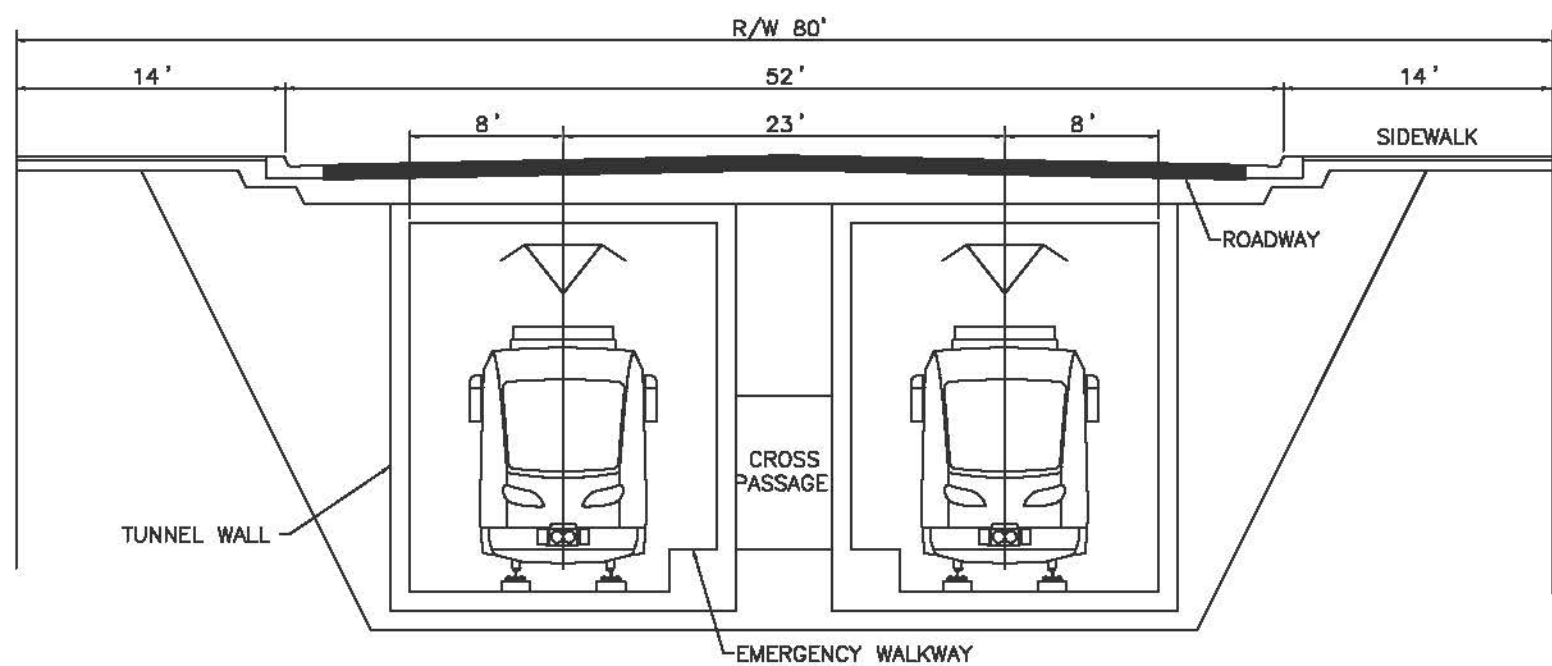
**PRELIMINARY
DRAFT
NOT FOR
CONSTRUCTION**



DRAWN BY
DESIGNED BY
CHECKED BY
COMM. NO.

SOUTHWEST TRANSITWAY CONCEPTUAL DESIGN
TYPICAL SECTIONS
LRT GUIDEWAY — EMBEDDED TRACK

**SHEET
9
OF
13**



LRT GUIDEWAY - CUT & COVER TUNNEL
TYPICAL SECTION

NOT TO SCALE

10:24:56 AM
 5/18/2010
 \\PDK-9873\NECC\051\mndr\dw\MDOT\PLD\DRN\WINDCT_PLT
 \PDK-9873\NECC\051\mndr\dw\MDOT\PLD\DRN\WINDCT_PLT.BK.TBL

NO	DATE	BY	CHKD	APPR	REVISION

... \SWT_HDR_K5_TS_sh110_031010.dgn

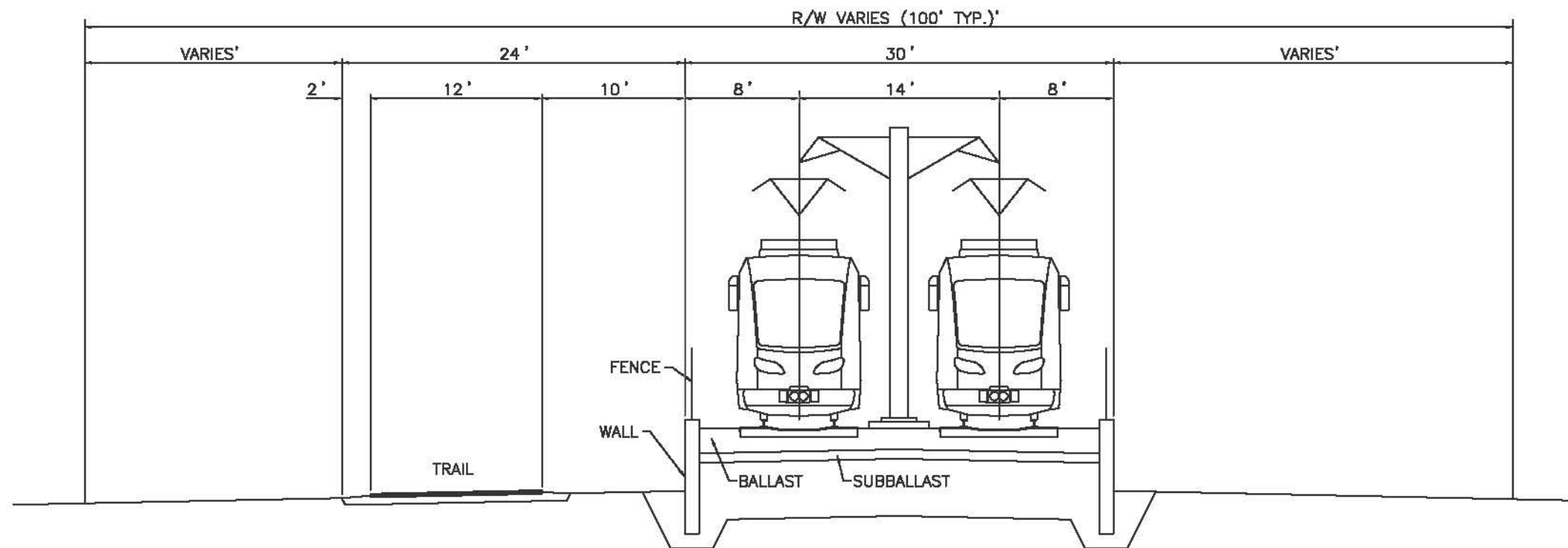
**PRELIMINARY
DRAFT
NOT FOR
CONSTRUCTION**



DRAWN BY
DESIGNED BY
CHECKED BY
COMM. NO.

SOUTHWEST TRANSITWAY CONCEPTUAL DESIGN
TYPICAL SECTIONS
LRT GUIDEWAY - CUT & COVER TUNNEL

**SHEET
10
OF
13**



LRT GUIDEWAY – RETAINED FILL
TYPICAL SECTION

NOT TO SCALE

7:51:37 PM
 5/17/2010
 \\pdx-993\3\projects\11000\11000001\11000001.dgn

NO.	DATE	BY	CHKD	APPR	REVISION

... \SWT_HDR_K5_TS_sh111_031010.dgn

**PRELIMINARY
DRAFT
NOT FOR
CONSTRUCTION**

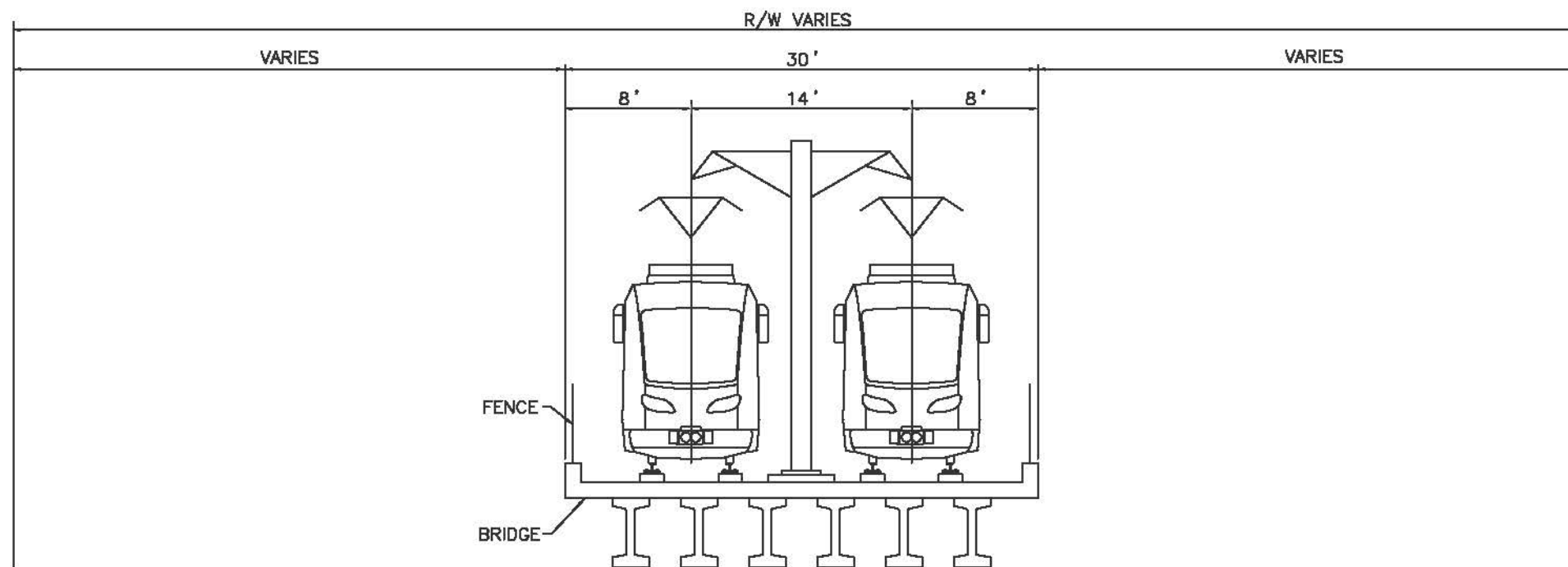


DRAWN BY
DESIGNED BY
CHECKED BY
COMM. NO.

SOUTHWEST TRANSITWAY CONCEPTUAL DESIGN

TYPICAL SECTIONS
LRT GUIDEWAY – RETAINED FILL

**SHEET
11
OF
13**



LRT GUIDEWAY — AERIAL STRUCTURE
TYPICAL SECTION

NOT TO SCALE

7:51:47 PM
 5/17/2010
 \\PDK-9873\NECC\051\engr\de\WINGOT\PLD\DRN\WINDT_PLT
 \\PDK-9873\NECC\051\engr\de\WINGOT\PLD\DRN\WINDT_PLT.BK.TBL

NO	DATE	BY	CHKD	APPR	REVISION

... \SWT_HDR_K5_TS_sht12_031010.dgn

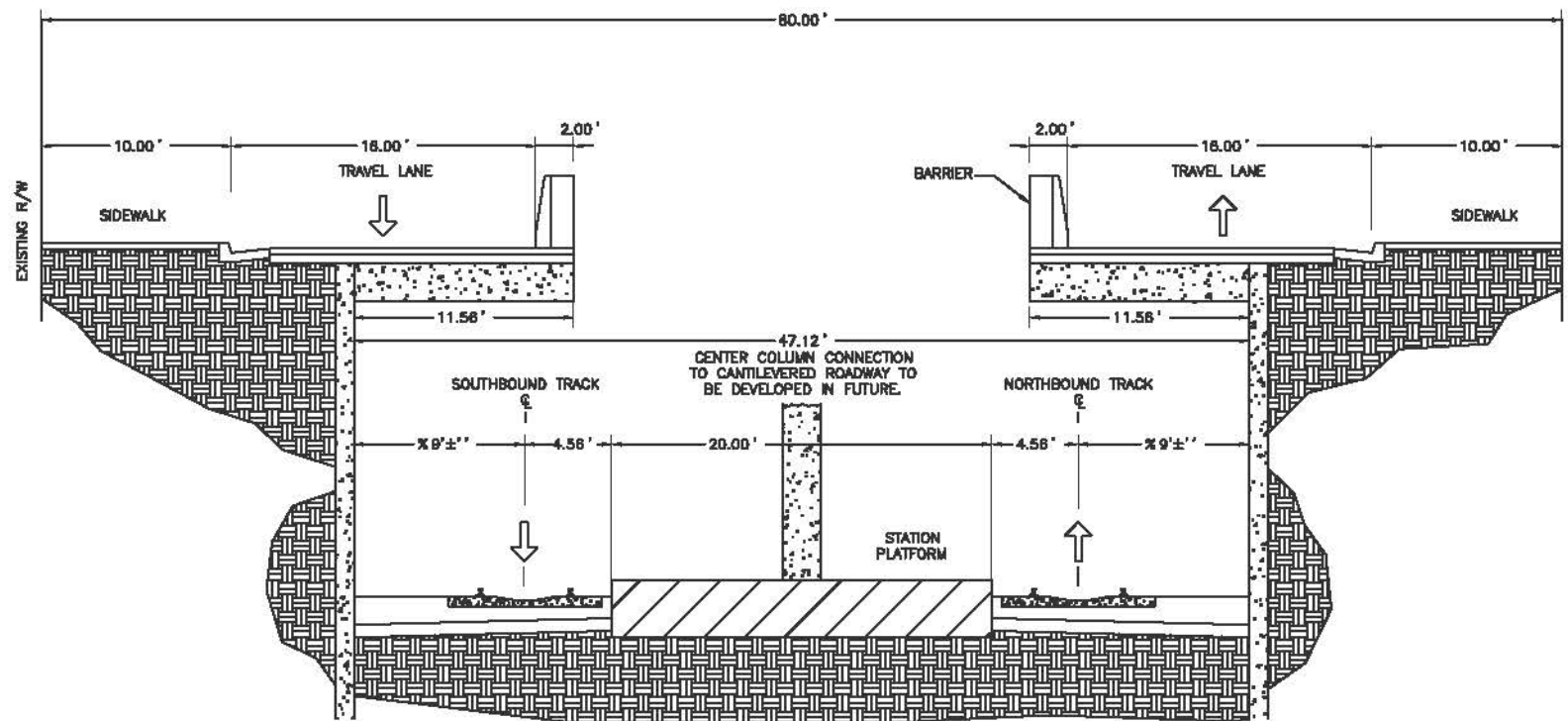
**PRELIMINARY
DRAFT
NOT FOR
CONSTRUCTION**



DRAWN BY
DESIGNED BY
CHECKED BY
COMM. NO.

SOUTHWEST TRANSITWAY CONCEPTUAL DESIGN
TYPICAL SECTIONS
LRT GUIDEWAY — AERIAL STRUCTURE

**SHEET
12
OF
13**



LRT GUIDEWAY – CANTILEVER STRUCTURE
TYPICAL SECTION

NOT TO SCALE

12:41:32 PM
 7/19/2010
 \\PDK-9873\NECC\051\engr\cb\WINGOT\PLD\DRN\WINDCT_PLT
 \\PDK-9873\NECC\051\engr\cb\WINGOT\PLD\DRN\WINDCT_PLT

NO	DATE	BY	CHKD	APPR	REVISION

... \SWT_HDR_K5_TS_sht13_031010.dgn

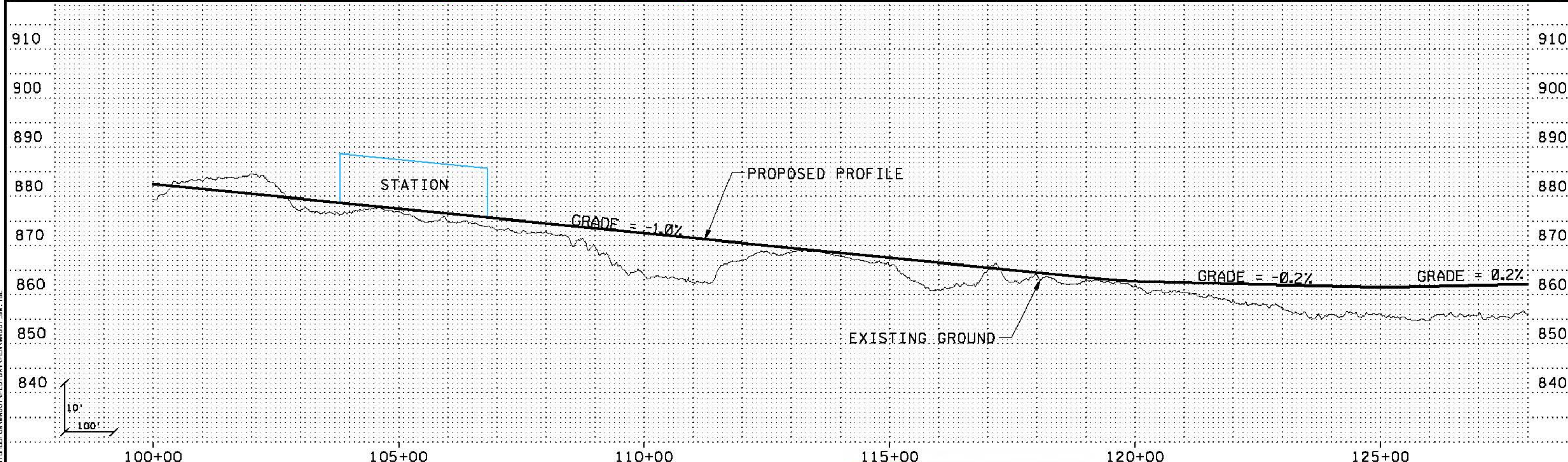
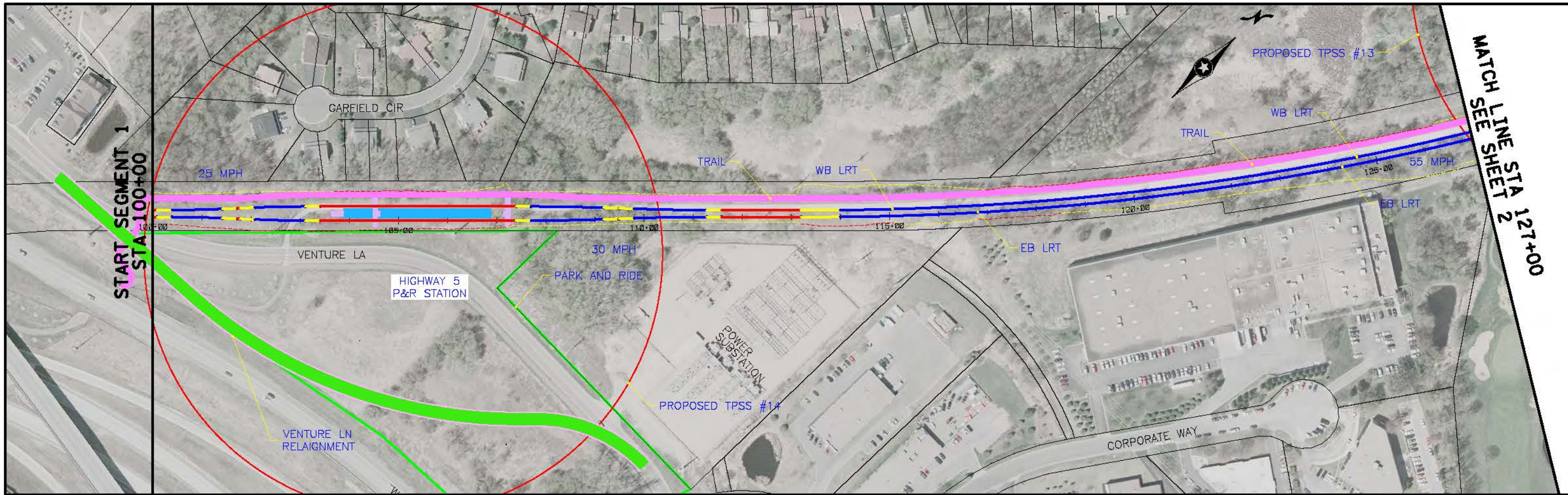
**PRELIMINARY
DRAFT
NOT FOR
CONSTRUCTION**



DRAWN BY
DESIGNED BY
CHECKED BY
COMM. NO.


SOUTHWEST TRANSITWAY CONCEPTUAL DESIGN
TYPICAL SECTIONS
LRT GUIDEWAY – CANTILEVER STRUCTURE

**SHEET
13
OF
13**



8/31/2010 8:33:08 AM
 S:\17\2010\17010\PROJECTS\SWT\HDR\K5_LRT_1\BHT01_031010.dgn
 ...LSWT_HDR_K5_LRT_1_bht01_031010.dgn

NO	DATE	BY	CHKD	APPR	REVISION

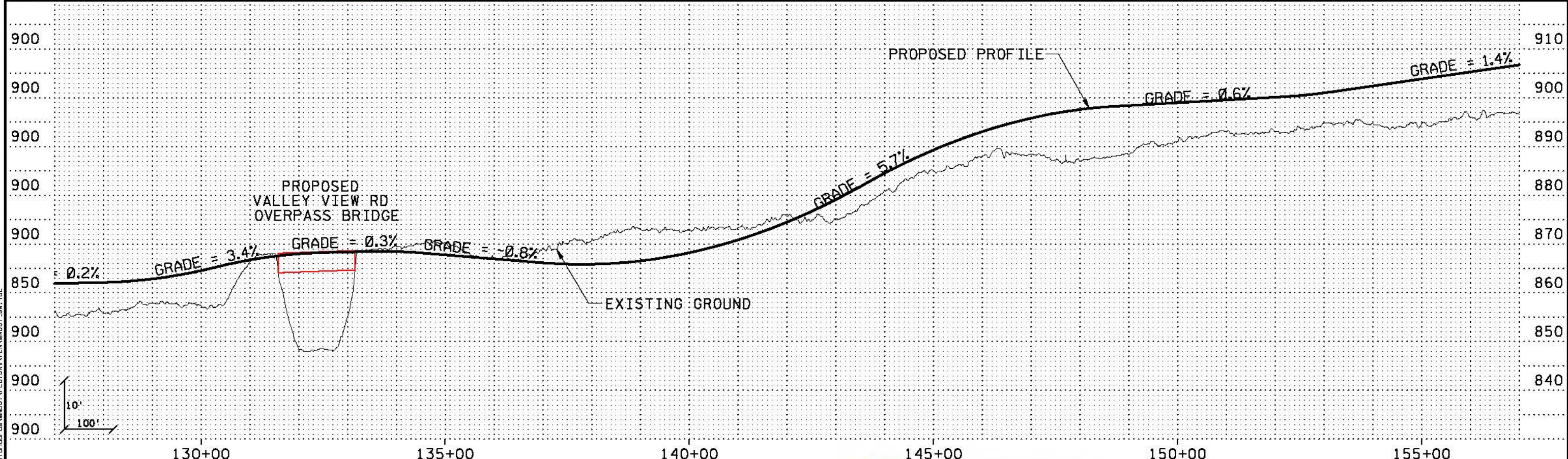
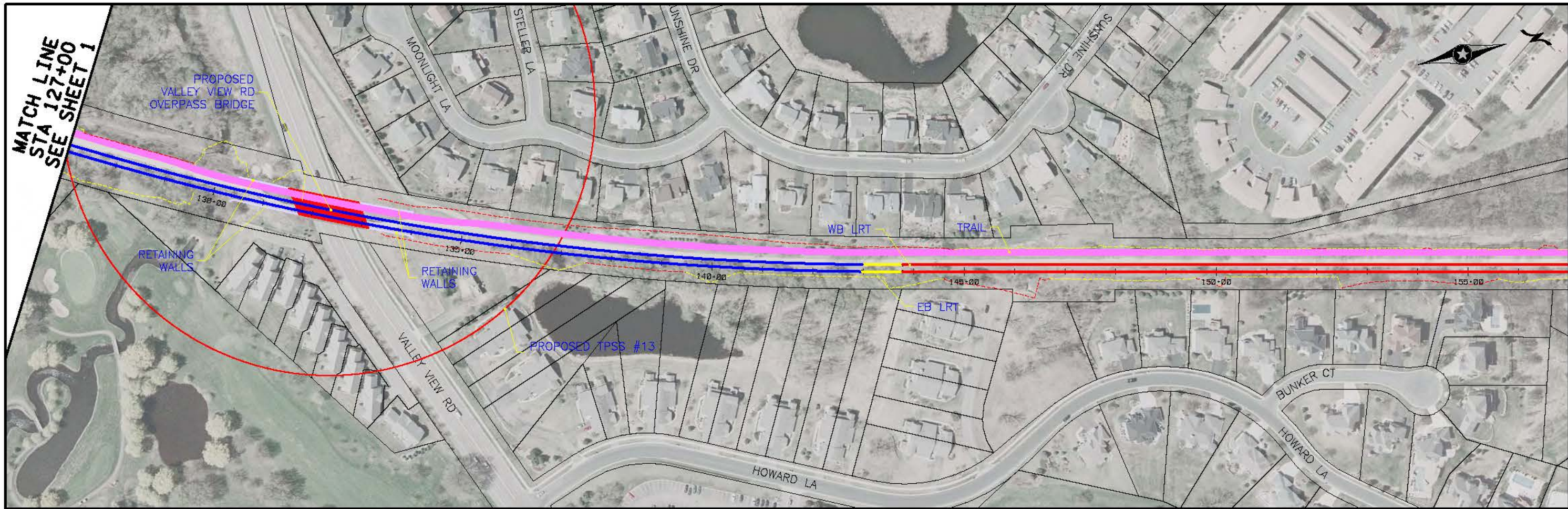


PRELIMINARY DRAFT NOT FOR CONSTRUCTION



DRAWN BY
DESIGNED BY
CHECKED BY
COMM. NO.

SOUTHWEST TRANSITWAY CONCEPTUAL DESIGN
 LRT ALTERNATIVE SEGMENT 1
 PLAN AND PROFILE
 STA: 100+00 - 127+00



11:49:05 AM
 5/17/2010
 ...S\SWT_HDR_K5_LRT_1_bht02_031010.dgn

NO	DATE	BY	CHKD	APPR	REVISION



**PRELIMINARY
DRAFT
NOT FOR
CONSTRUCTION**

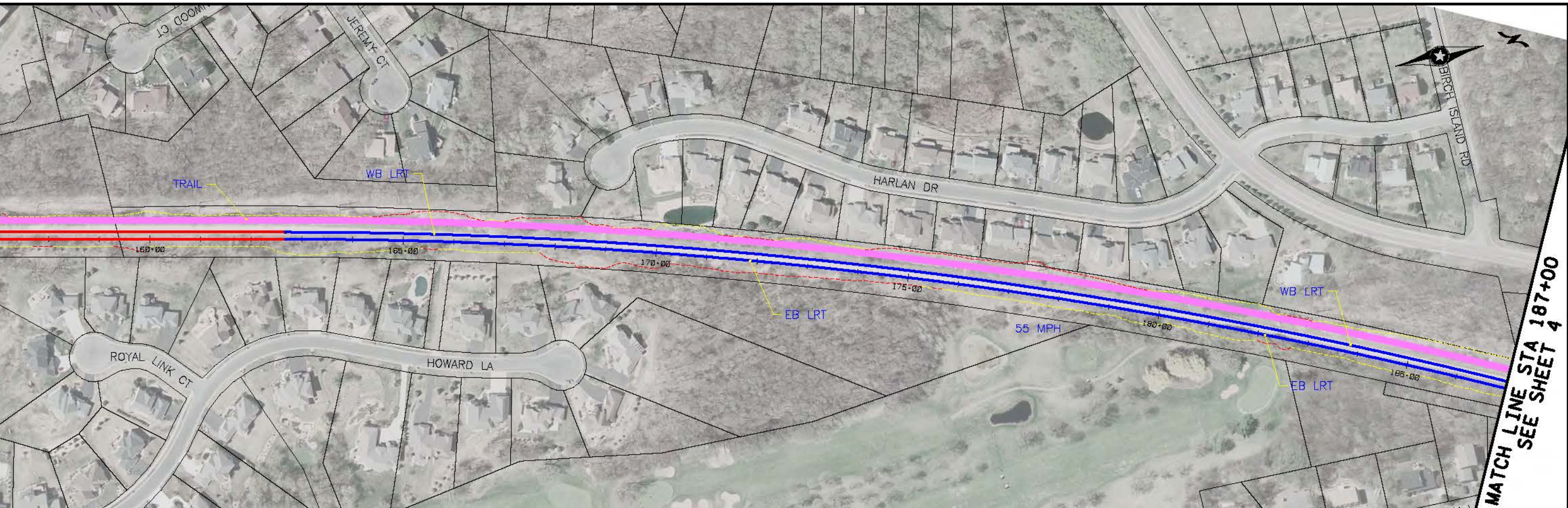


DRAWN BY	
DESIGNED BY	
CHECKED BY	
COMM. NO.	

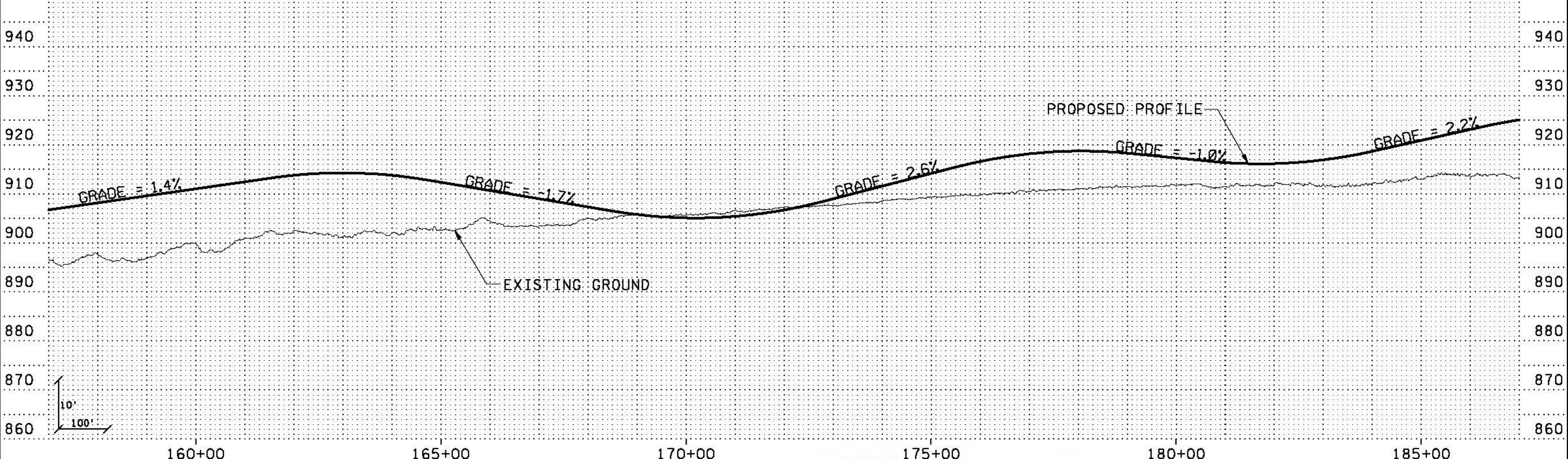
SOUTHWEST TRANSITWAY CONCEPTUAL DESIGN
 LRT ALTERNATIVE SEGMENT 1
 PLAN AND PROFILE
 STA: 127+00 - 157+00

**SHEET
2
OF
9**

MATCH LINE STA 157+00
SEE SHEET 2




MATCH LINE STA 187+00
SEE SHEET 4



8/21/2010 8:51:41 AM
 \\PDK-SRVS-NECC\GIS\GIS\PROJECTS\SWT\SWT\CONCEPT\PLAN\SWT_CONCEPT_PLAN.dgn
 ... \SWT_HDR_K5_LRT_1_bh103_031010.dgn

NO	DATE	BY	CHKD	APPR	REVISION



**PRELIMINARY
DRAFT
NOT FOR
CONSTRUCTION**



DRAWN BY	
DESIGNED BY	
CHECKED BY	
COMM. NO.	

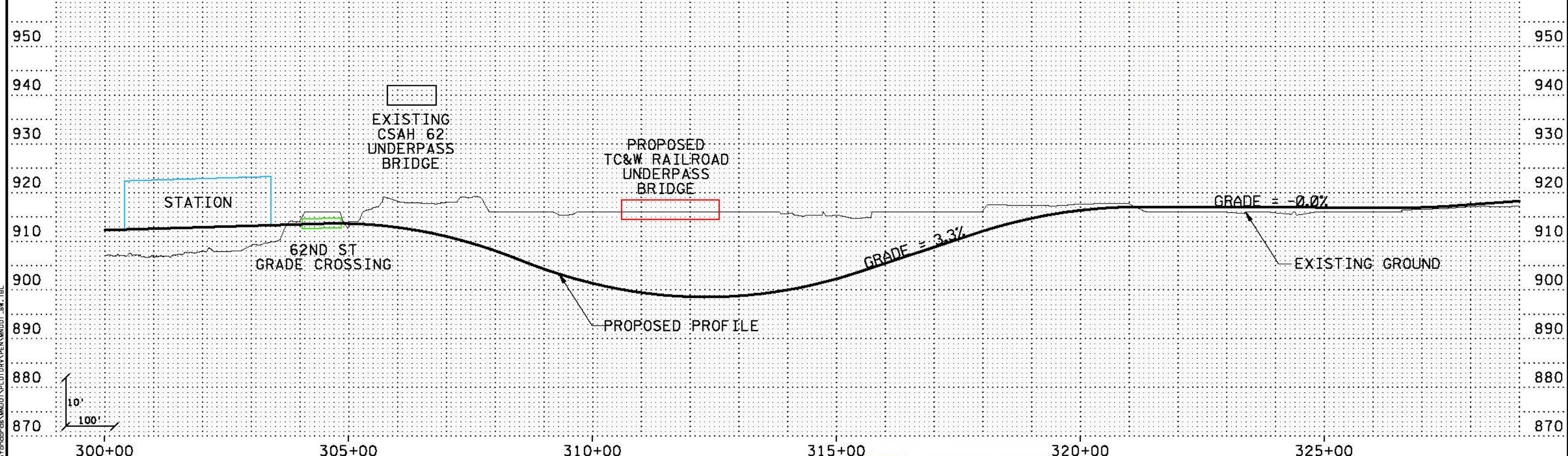
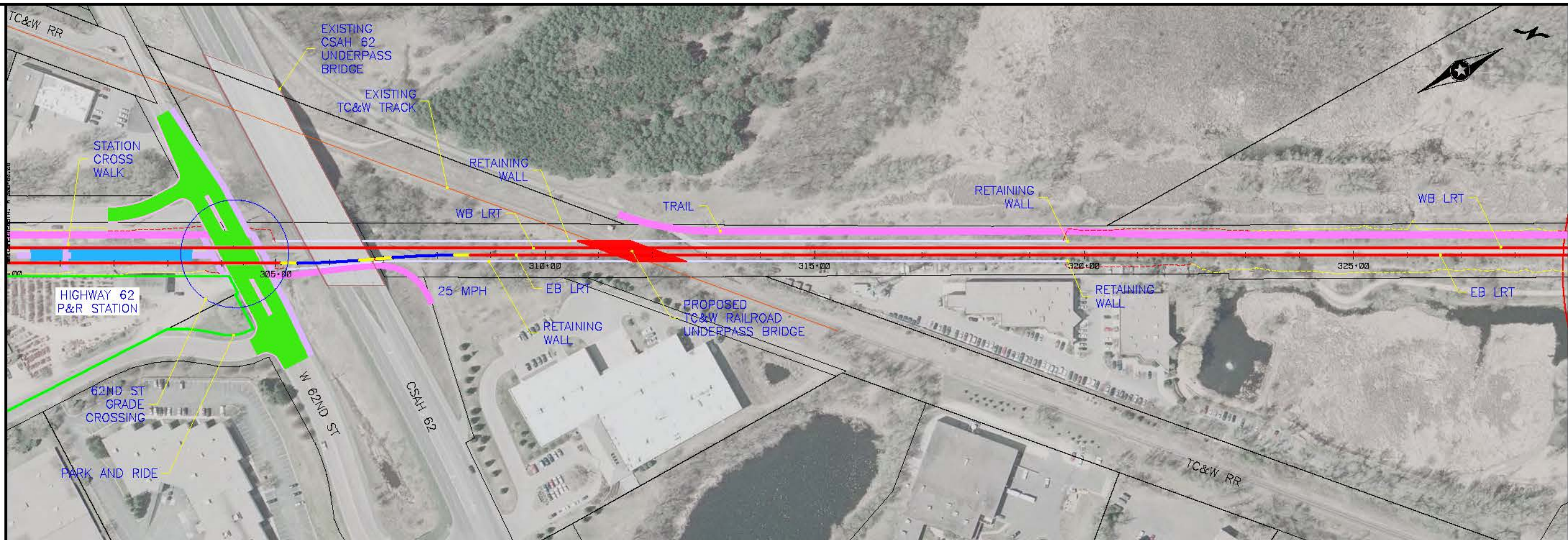
SOUTHWEST TRANSITWAY CONCEPTUAL DESIGN

LRT ALTERNATIVE SEGMENT 1
PLAN AND PROFILE
STA: 157+00 - 187+00

SHEET 3 OF 9


MATCH LINE STA 300+00 = STA 216+19
SEE SHEET 4

MATCH LINE STA 329+00
SEE SHEET 6



Kschultz
 2:32:14 PM
 5/17/2010
 \\pdx-srv3\necc\cas1\engine\cas\mngot\plot\lrv\p\maddt_bk.tbl

NO	DATE	BY	CHKD	APPR	REVISION



**PRELIMINARY
DRAFT
NOT FOR
CONSTRUCTION**

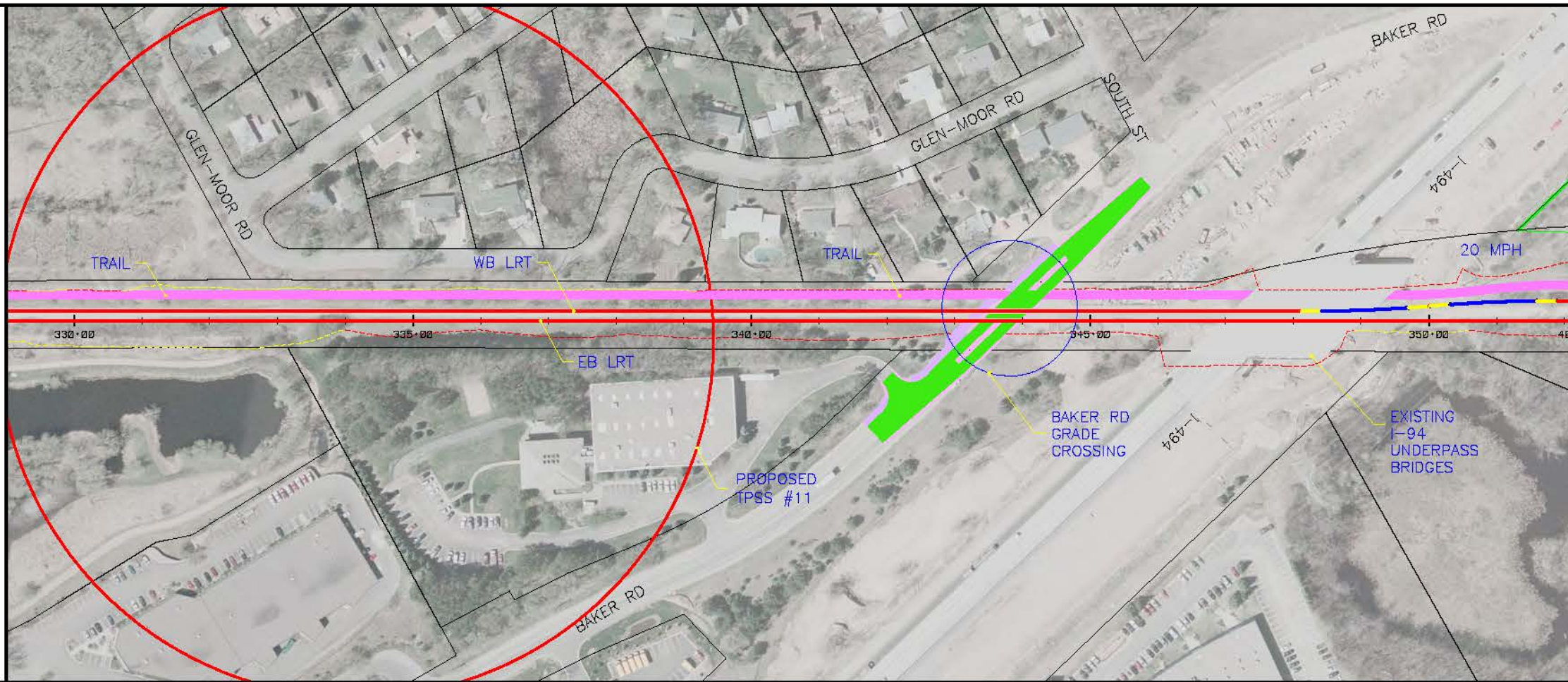


DRAWN BY	
DESIGNED BY	
CHECKED BY	
COMM. NO.	

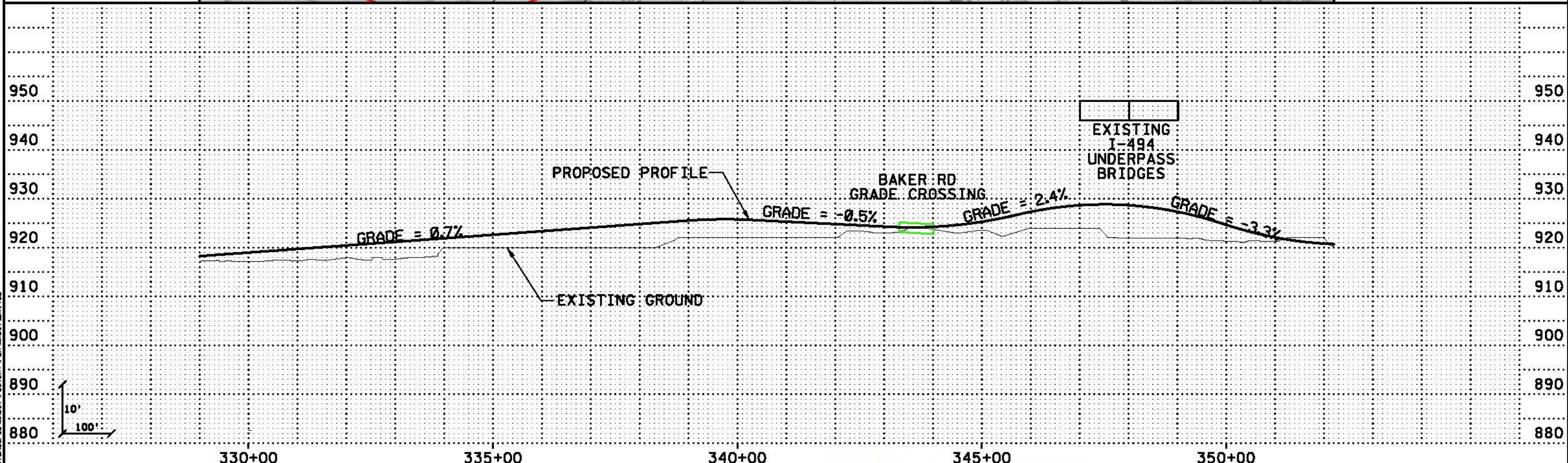
SOUTHWEST TRANSITWAY CONCEPTUAL DESIGN
 LRT ALTERNATIVE SEGMENT 1
 PLAN AND PROFILE
 STA: 300+00 - 329+00

**SHEET
5
OF
9**

MATCH LINE STA 329+00
SEE SHEET 5




MATCH LINE STA 352+20 = STA 400+00
SEE SHEET 7



8/17/2010
 9:50:43 AM
 ...\\SWT_HDR_K5_LRT_1_sht06_031010.dgn

NO	DATE	BY	CKD	APPR	REVISION



**PRELIMINARY
DRAFT
NOT FOR
CONSTRUCTION**



DRAWN BY
DESIGNED BY
CHECKED BY
COMM. NO.

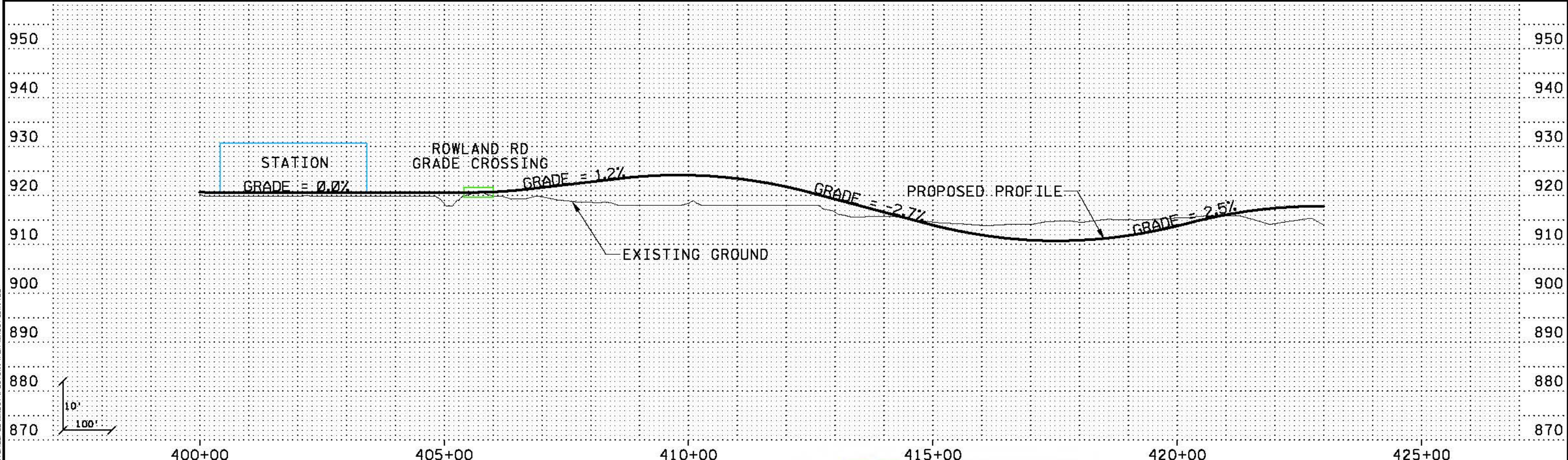
SOUTHWEST TRANSITWAY CONCEPTUAL DESIGN
LRT ALTERNATIVE SEGMENT 1
PLAN AND PROFILE
STA: 329+00 - 352+20

**SHEET
6
OF
9**

MATCH LINE STA 400+00 = STA 352+20
SEE SHEET 6




MATCH LINE STA 423+00
SEE SHEET 6



Kschuliz
 10:00:05 AM
 5/17/2010
 \\pdx-srv3\necccaus\1\proj\401001\SWT_HDR_K5_LRT_1.dgn

NO	DATE	BY	CHKD	APPR	REVISION



**PRELIMINARY
DRAFT
NOT FOR
CONSTRUCTION**



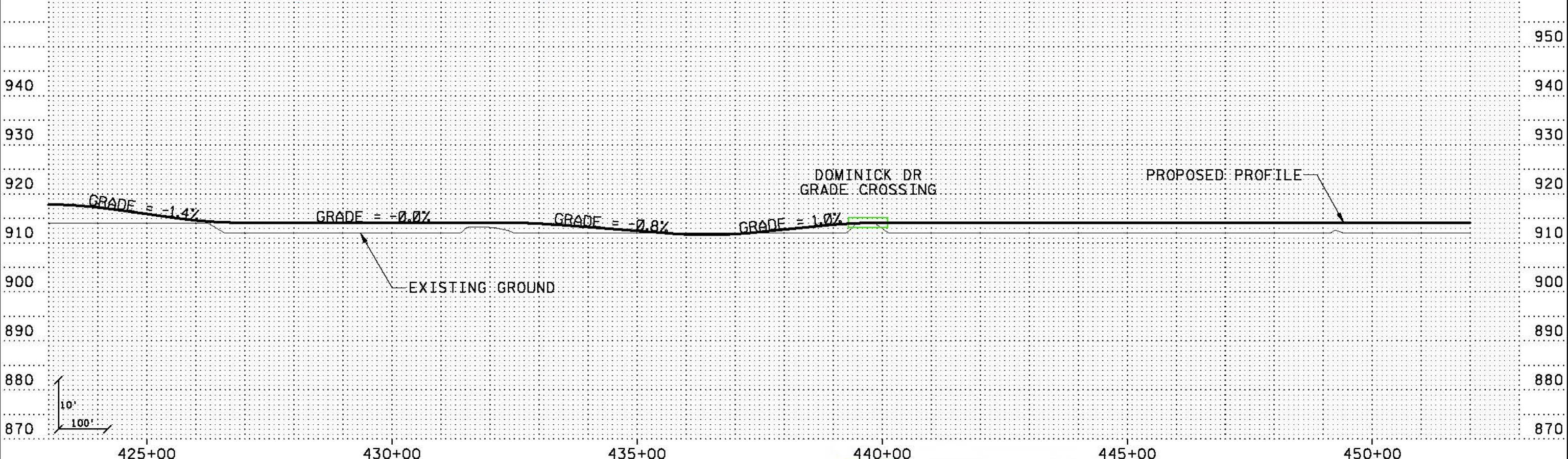
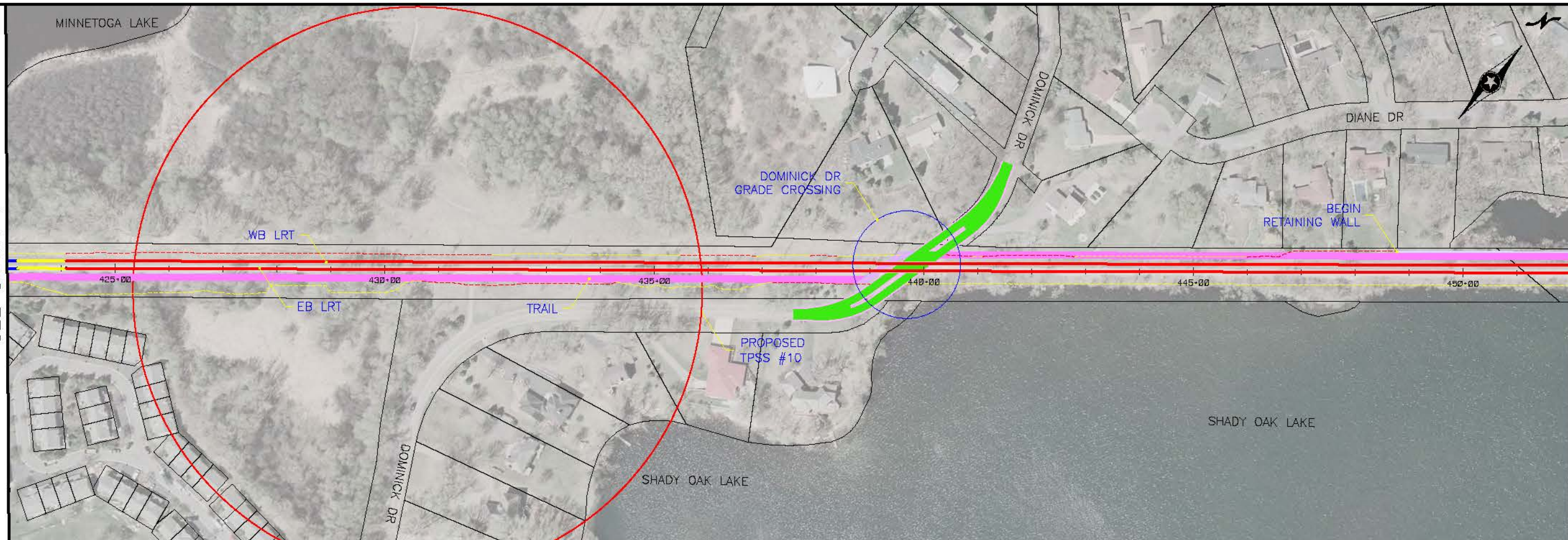
DRAWN BY
DESIGNED BY
CHECKED BY
COMM. NO.

SOUTHWEST TRANSITWAY CONCEPTUAL DESIGN
 LRT ALTERNATIVE SEGMENT 1
 PLAN AND PROFILE
 STA: 400+00 - 423+00

**SHEET
7
OF
9**

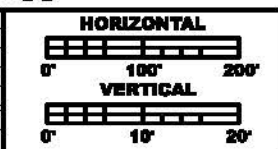
MATCH LINE STA 423+00
SEE SHEET 7

MATCH LINE STA 452+00
SEE SHEET 9



10:25:44 AM
 5/17/2010
 \\PDK-9873\NECC\GIS\margot\PROJECTS\SWT\PLANS\SWT_HDR_K5_LRT_1_bht08_031010.dgn

NO	DATE	BY	CHKD	APPR	REVISION



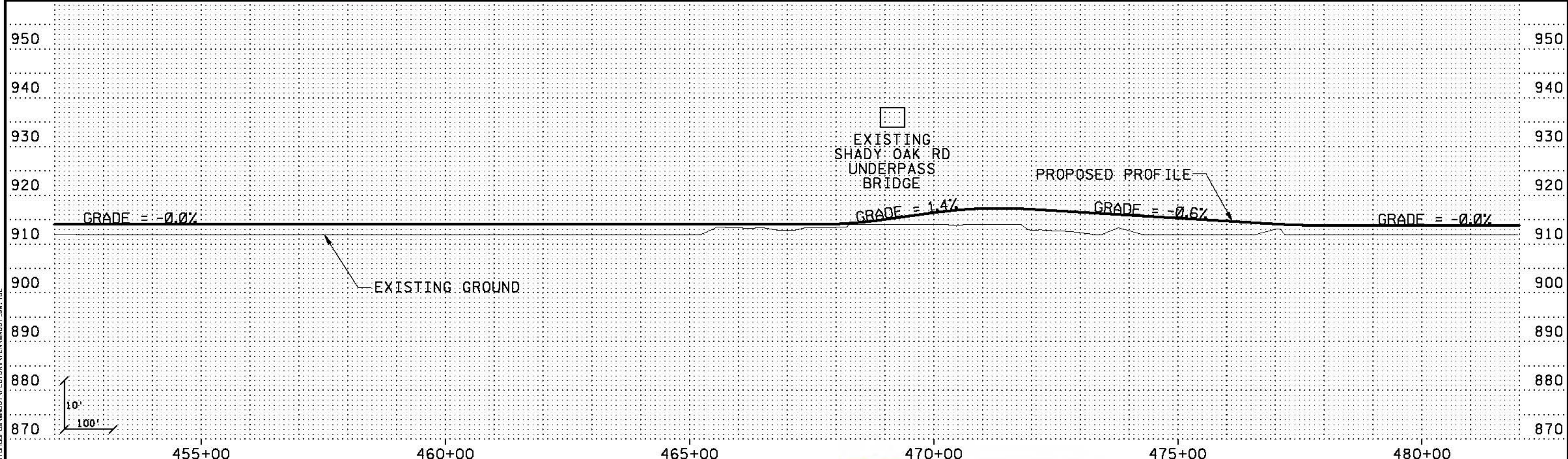
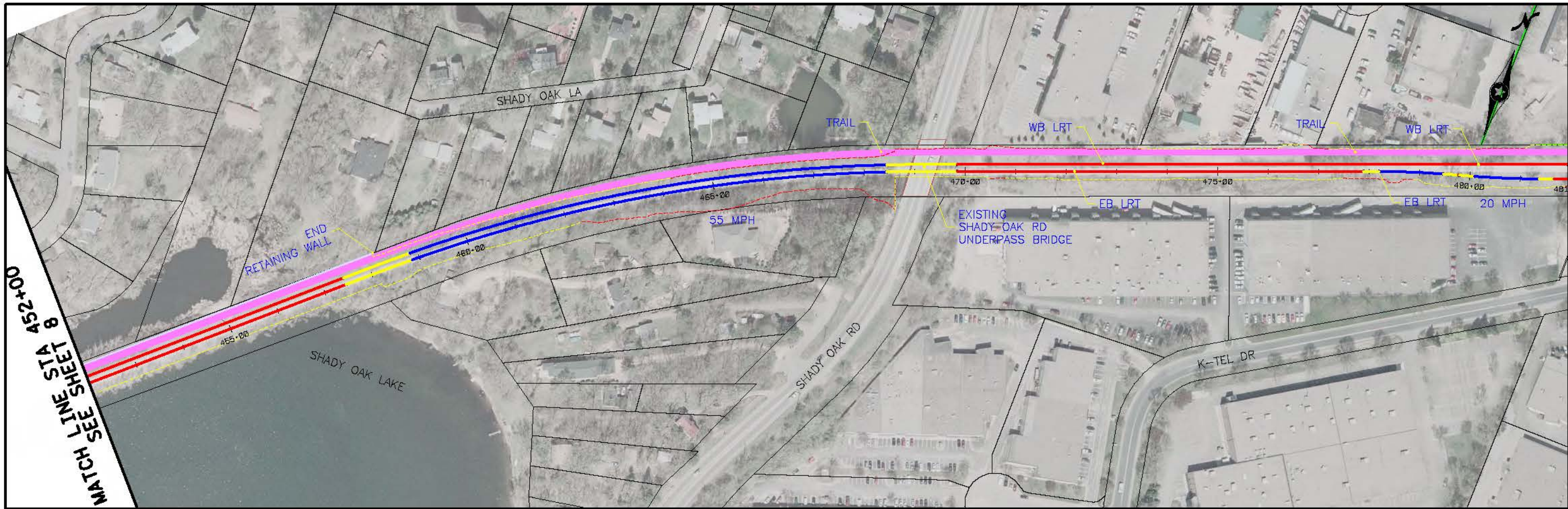
**PRELIMINARY
DRAFT
NOT FOR
CONSTRUCTION**



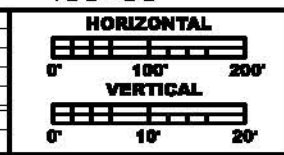
DRAWN BY	
DESIGNED BY	
CHECKED BY	
COMM. NO.	

SOUTHWEST TRANSITWAY CONCEPTUAL DESIGN
 LRT ALTERNATIVE SEGMENT 1
 PLAN AND PROFILE
 STA: 423+00 - 452+00

**SHEET
8
OF
9**



NO	DATE	BY	CHKD	APPR	REVISION



**PRELIMINARY
DRAFT
NOT FOR
CONSTRUCTION**



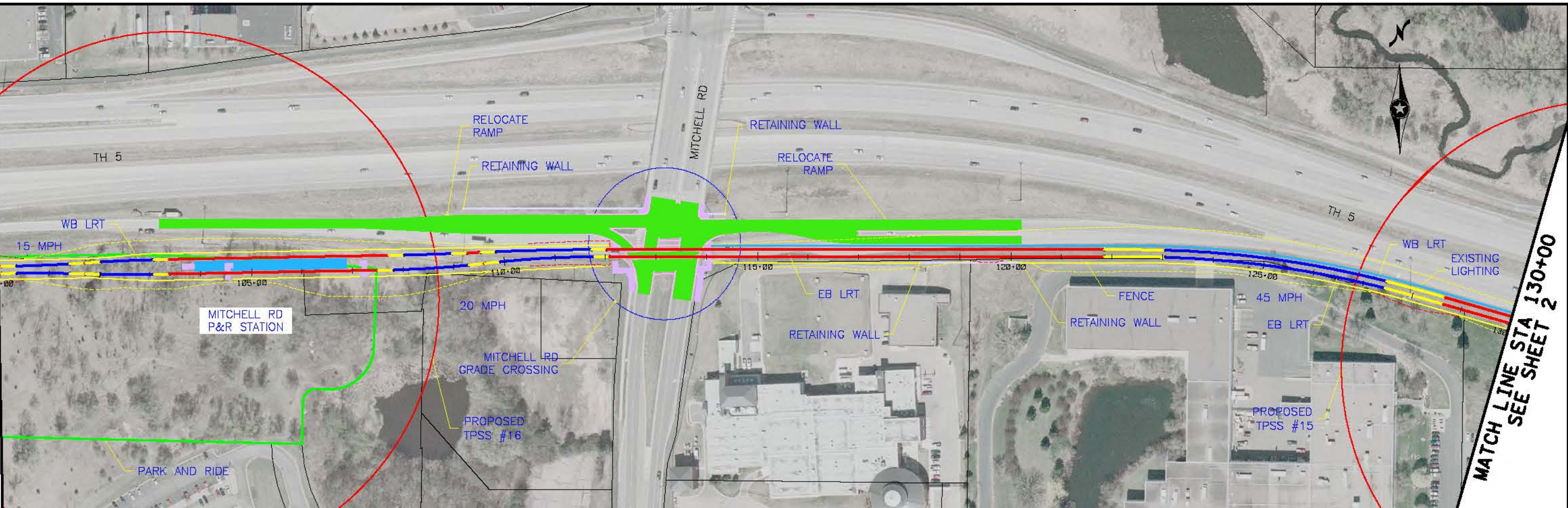
DRAWN BY	
DESIGNED BY	
CHECKED BY	
COMM. NO.	

SOUTHWEST TRANSITWAY CONCEPTUAL DESIGN
 LRT ALTERNATIVE SEGMENT 1
 PLAN AND PROFILE
 STA: 452+00 - 481+95.74

**SHEET
9
OF
9**

Kschuliz
 10:48:27 AM
 5/17/2010
 \\pdx-srv3\necc\cas1\bin\dwg\SWT\LOT\DRN\UNDO.TB1
 \\pdx-srv3\necc\cas1\bin\dwg\SWT\LOT\DRN\UNDO.TB1

BEGIN SEGMENT LRT 3
STA. 100+00




MATCH LINE STA 130+00
SEE SHEET 2



Kschuliz
 10:57:36 AM
 5/17/2010
 \\pdx-srv3\projects\1031010\1031010.dgn

NO	DATE	BY	CHKD	APPR	REVISION



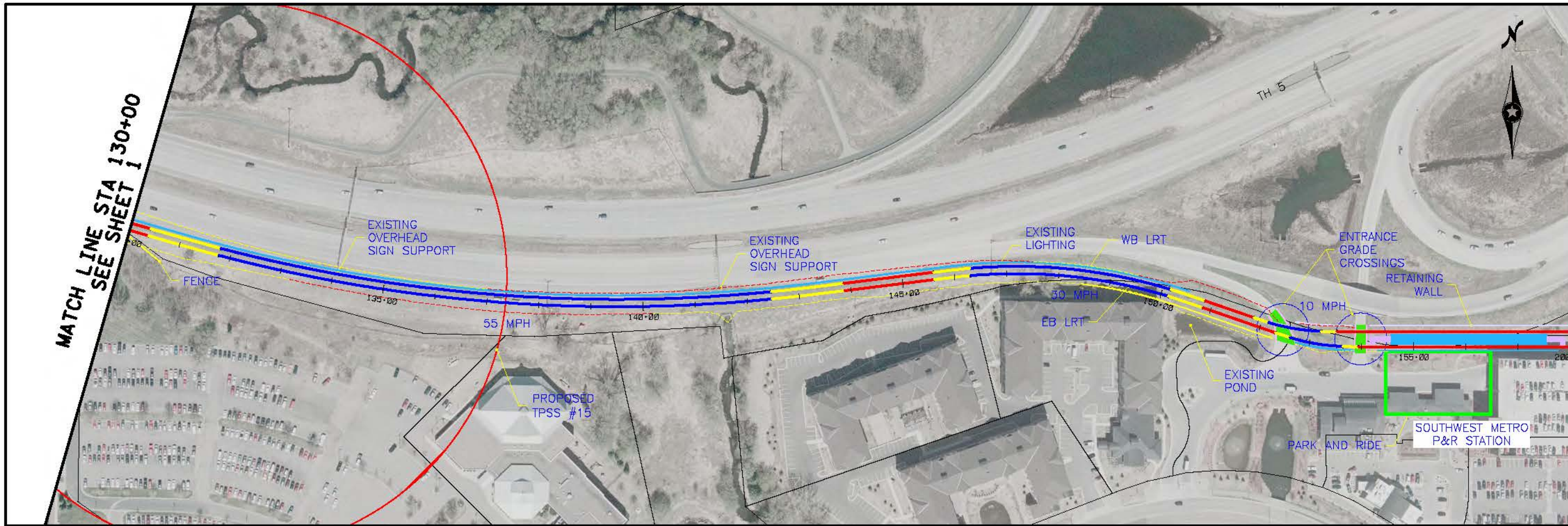
**PRELIMINARY
DRAFT
NOT FOR
CONSTRUCTION**



DRAWN BY	
DESIGNED BY	
CHECKED BY	
COMM. NO.	

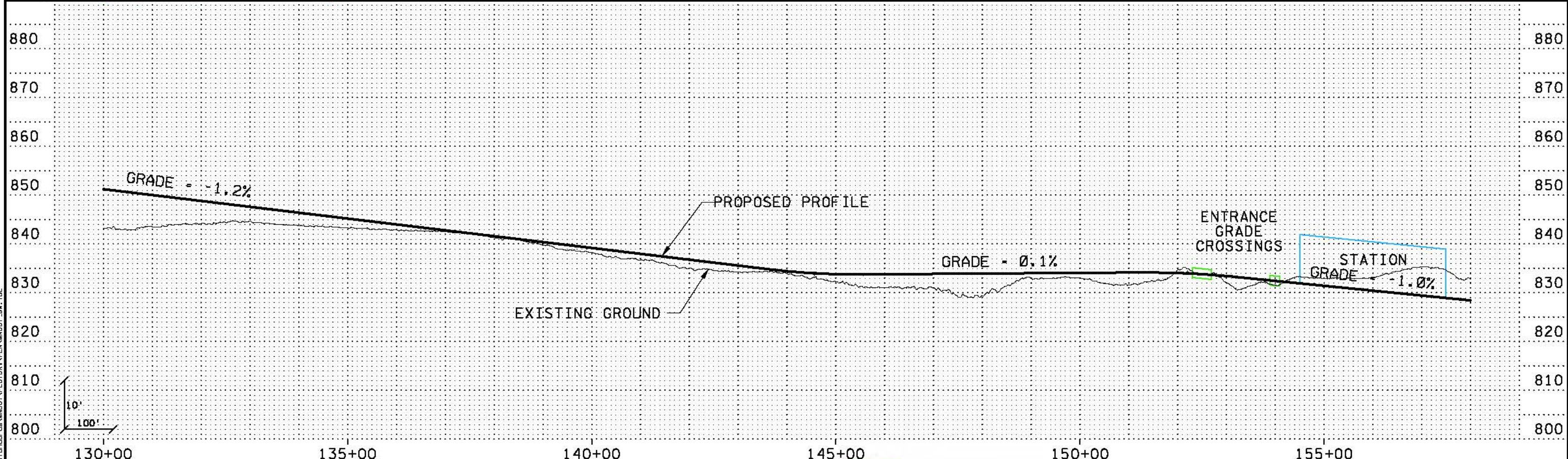
SOUTHWEST TRANSITWAY CONCEPTUAL DESIGN
 LRT ALTERNATIVE SEGMENT 3
 PLAN AND PROFILE
 STA: 100+00 - 130+00

**SHEET
1
OF
15**




MATCH LINE STA 130+00
SEE SHEET 1

MATCH LINE STA 158+00 = STA 200+00
SEE SHEET 3



11:07:02 AM
 5/17/2010
 \\PDK-SRVS-NECC\GIS\1\BIDDING\SWT\CONCEPT\PLAN\PROFILES\PLAN\PROFILES.dgn

NO.	DATE	BY	CHKD	APPR	REVISION



**PRELIMINARY
DRAFT
NOT FOR
CONSTRUCTION**

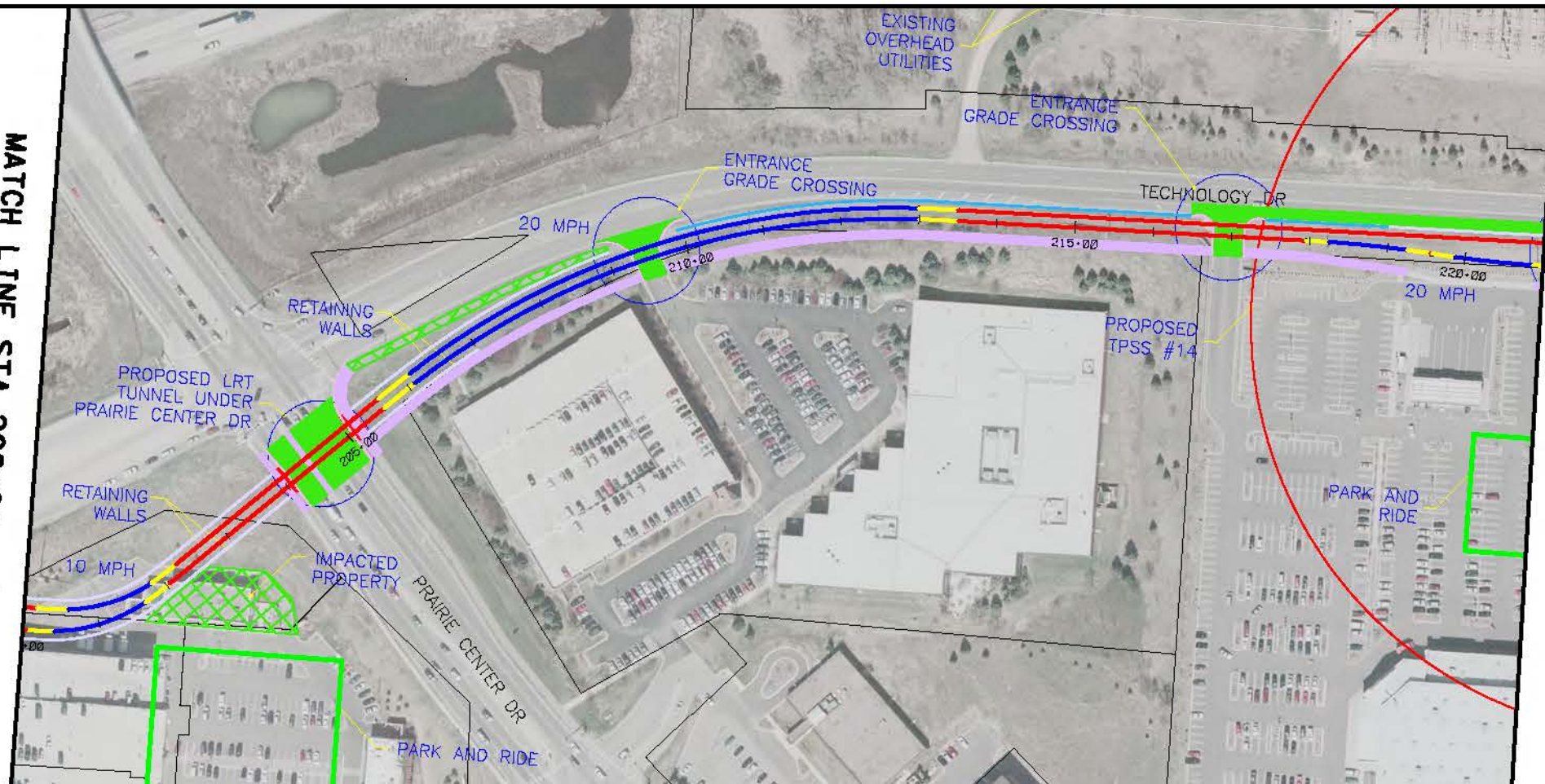


DRAWN BY	
DESIGNED BY	
CHECKED BY	
COMM. NO.	

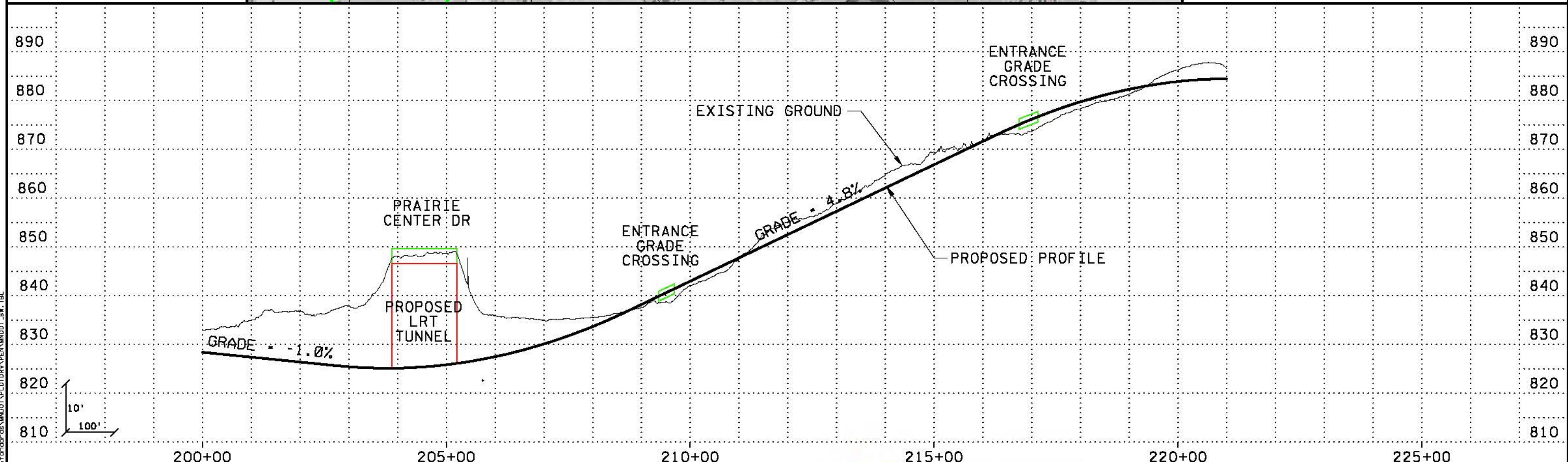
SOUTHWEST TRANSITWAY CONCEPTUAL DESIGN
 LRT ALTERNATIVE SEGMENT 3
 PLAN AND PROFILE
 STA: 130+00 - 158+00

**SHEET
2
OF
15**

MATCH LINE STA 200+00 = 158+00
SEE SHEET 2




MATCH LINE STA 221+00
SEE SHEET 4



11/18/26 AM
 5/17/2010
 \\\pdx-9f\3\NECC\CAUS1\BENIGN\G5\WINDOT\PLD\DRY\PER\MADDIT_BK.TBL
 Kschultz

NO	DATE	BY	CHKD	APPR	REVISION



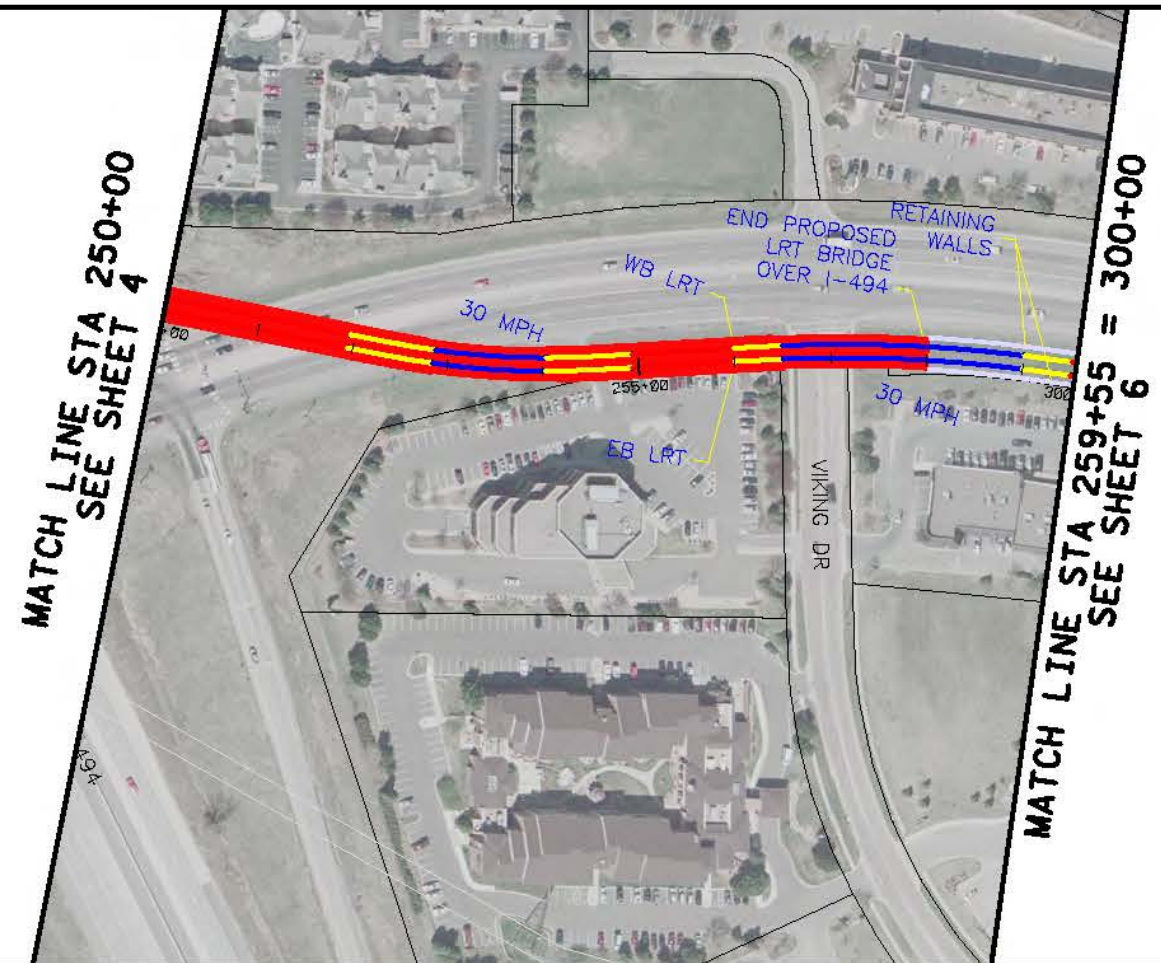
**PRELIMINARY
DRAFT
NOT FOR
CONSTRUCTION**



DRAWN BY	
DESIGNED BY	
CHECKED BY	
COMM. NO.	

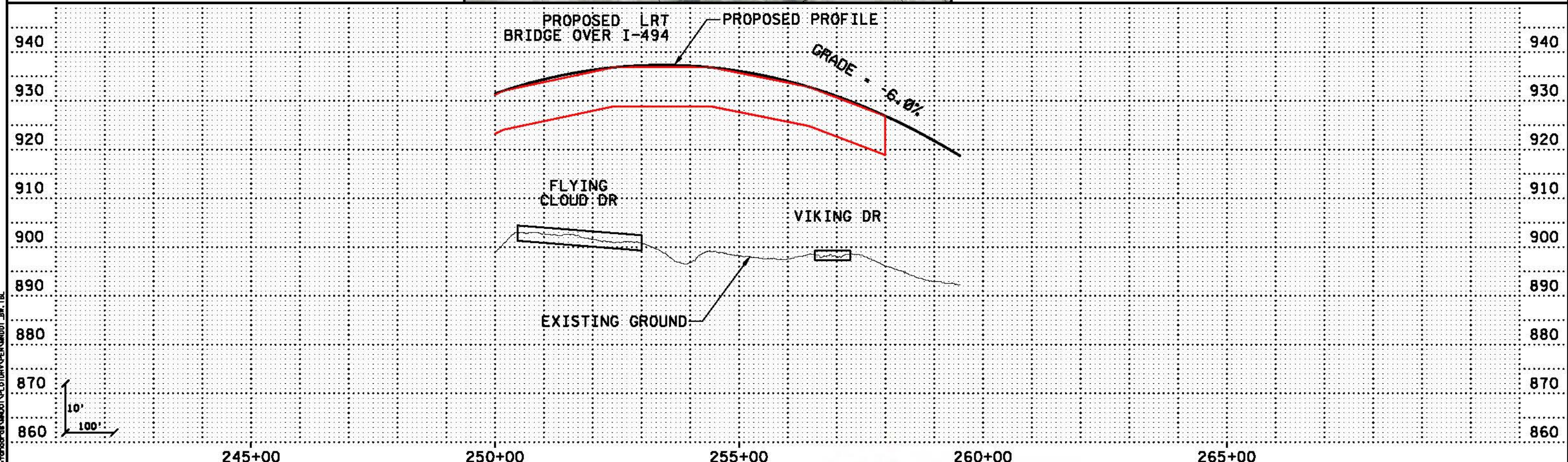
SOUTHWEST TRANSITWAY CONCEPTUAL DESIGN
 LRT ALTERNATIVE SEGMENT 3
 PLAN AND PROFILE
 STA: 200+00 - 221+00

**SHEET
3
OF
15**




MATCH LINE STA 250+00
SEE SHEET 4

MATCH LINE STA 259+55 = 300+00
SEE SHEET 6



11/13/25 AM
 5/17/2010
 ...\\SWT_HDR_K5_LRT_3_sht05_031010.dgn

NO	DATE	BY	CKD	APPR	REVISION



**PRELIMINARY
DRAFT
NOT FOR
CONSTRUCTION**



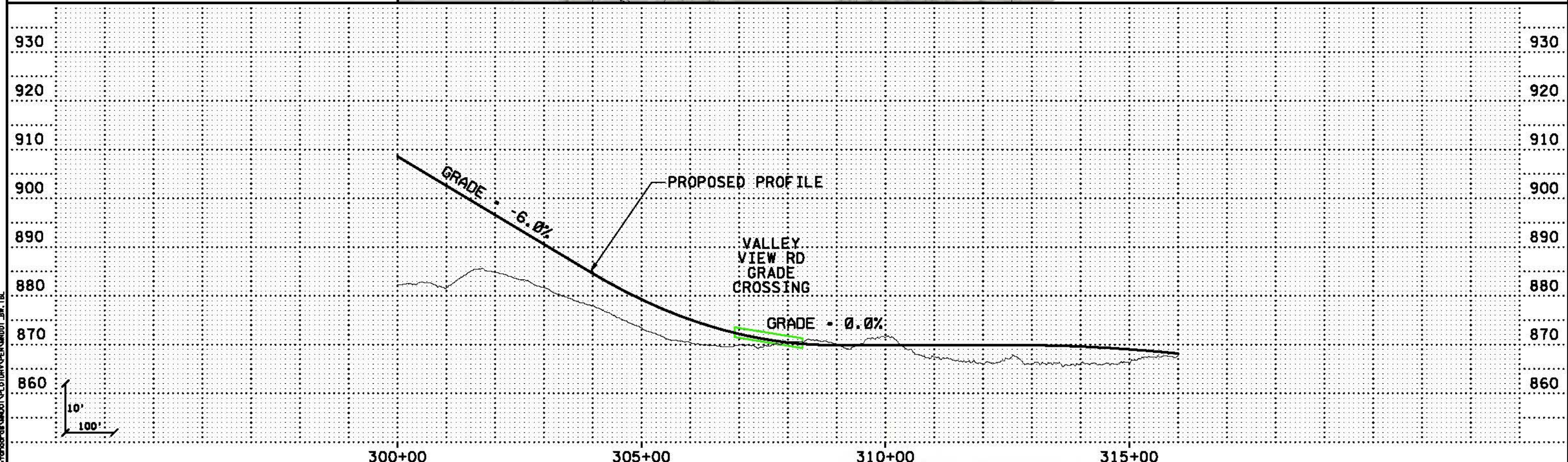
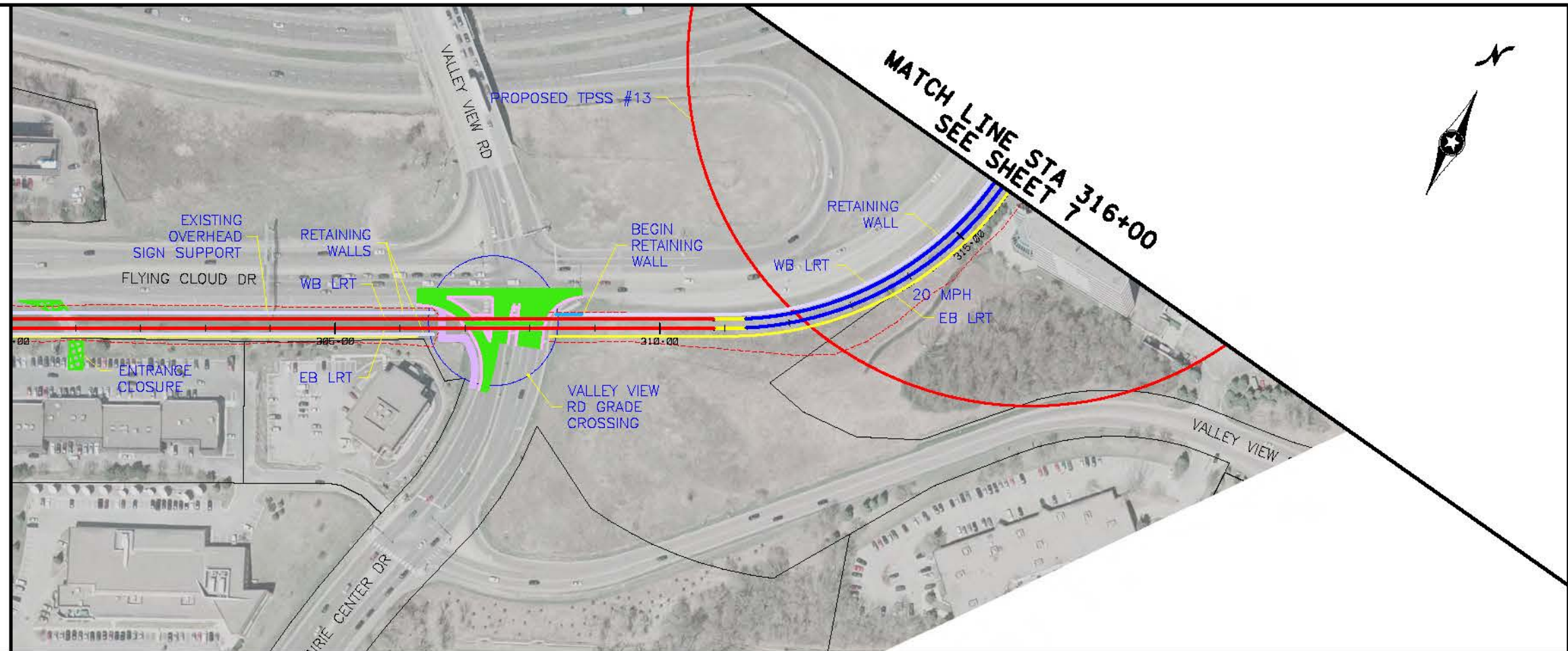
DRAWN BY	
DESIGNED BY	
CHECKED BY	
COMM. NO.	

SOUTHWEST TRANSITWAY CONCEPTUAL DESIGN

**LRT ALTERNATIVE SEGMENT 3
PLAN AND PROFILE
STA: 250+00 - 270+61**

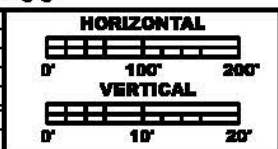
SHEET 5 OF 15

MATCH LINE STA 259+55 = STA 300+00
SEE SHEET 5



11/14/23 AM 11:41:23
 5/17/2010
 ...SWT_HDR_K5_LRT_3_sht06_031010.dgn

NO	DATE	BY	CKD	APPR	REVISION



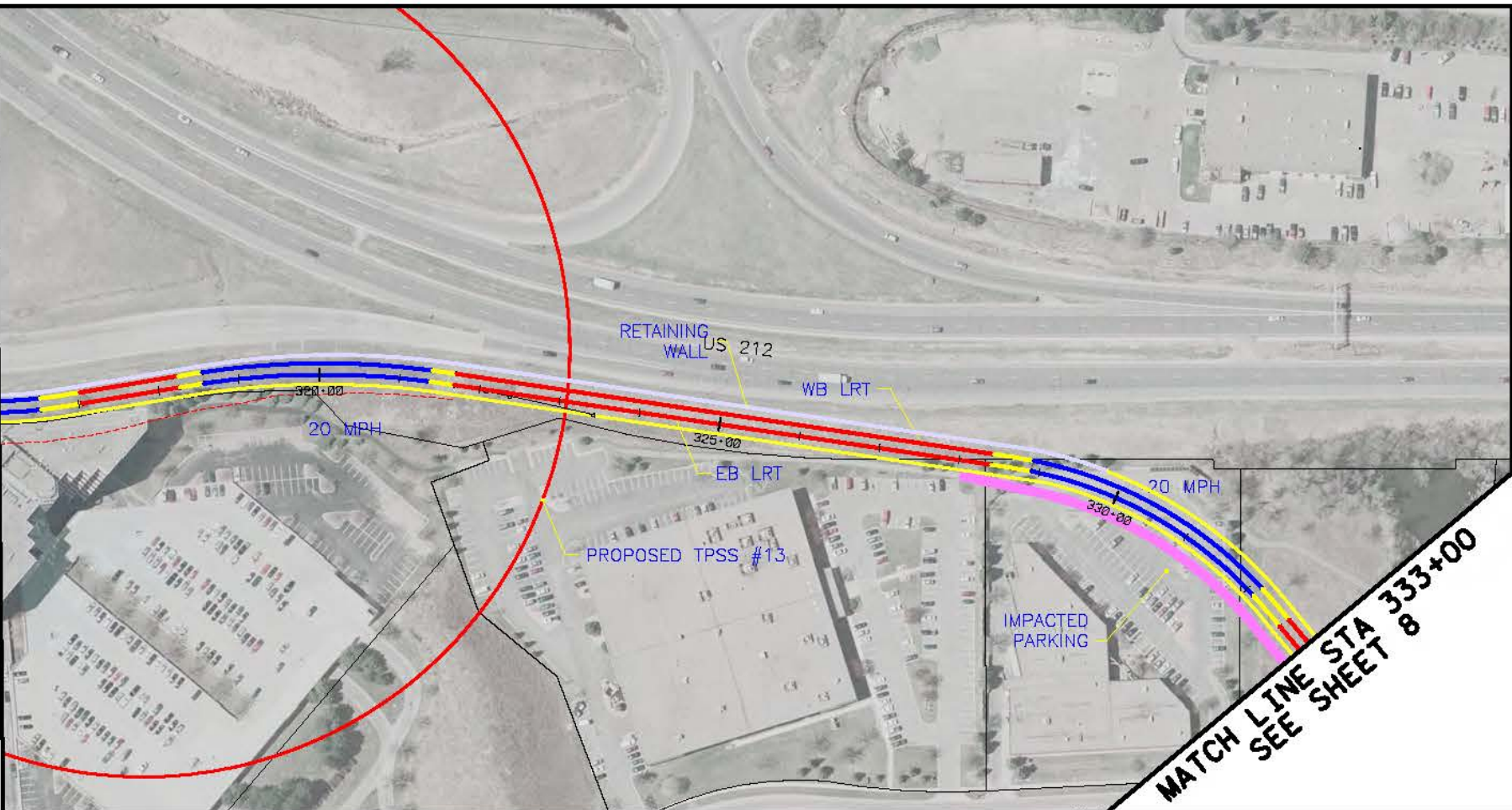
PRELIMINARY DRAFT NOT FOR CONSTRUCTION



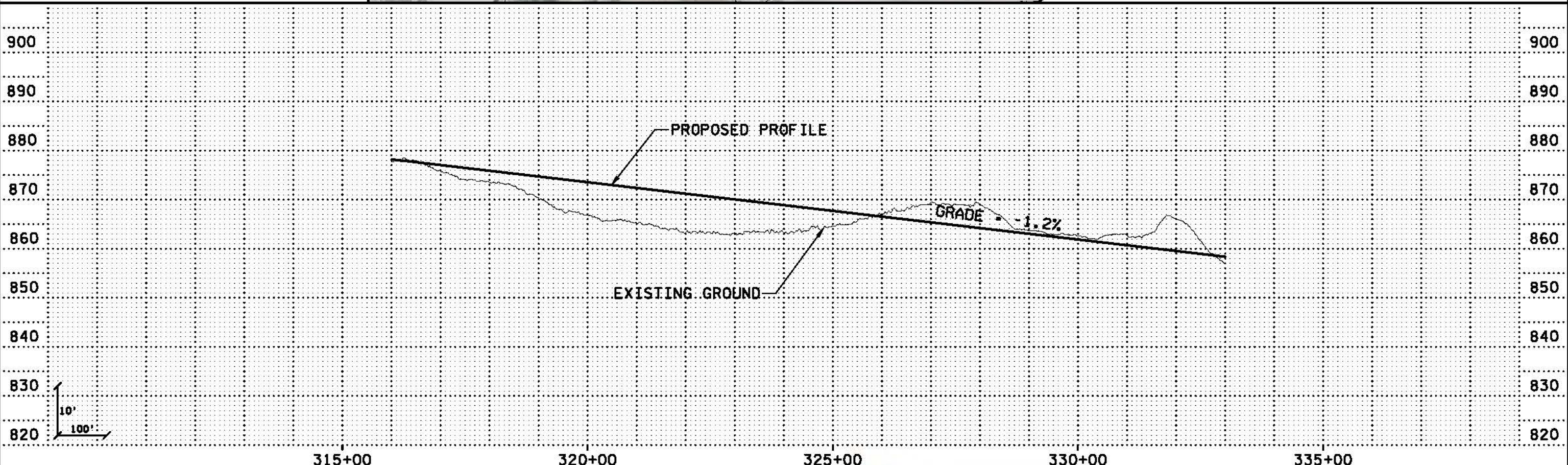
DRAWN BY
DESIGNED BY
CHECKED BY
COMM. NO.

SOUTHWEST TRANSITWAY CONCEPTUAL DESIGN SHEET 6 OF 15
LRT ALTERNATIVE SEGMENT 3
PLAN AND PROFILE
STA: 300+00 - 316+00

MATCH LINE STA 316+00
SEE SHEET 6

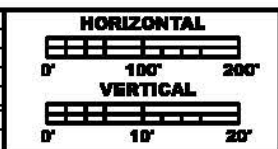


MATCH LINE STA 333+00
SEE SHEET 8



11/15/14 11:50:46 AM
 S:\17\2010
 SWT_HDR_K5_LRT_3_sht07_031010.dgn

NO	DATE	BY	CKD	APPR	REVISION



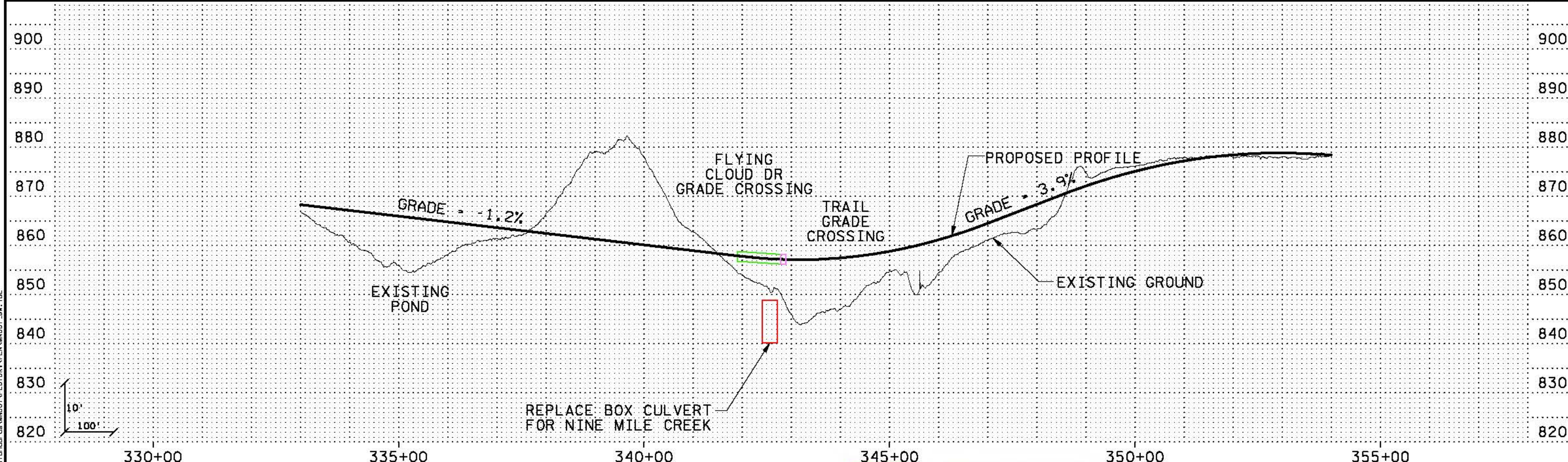
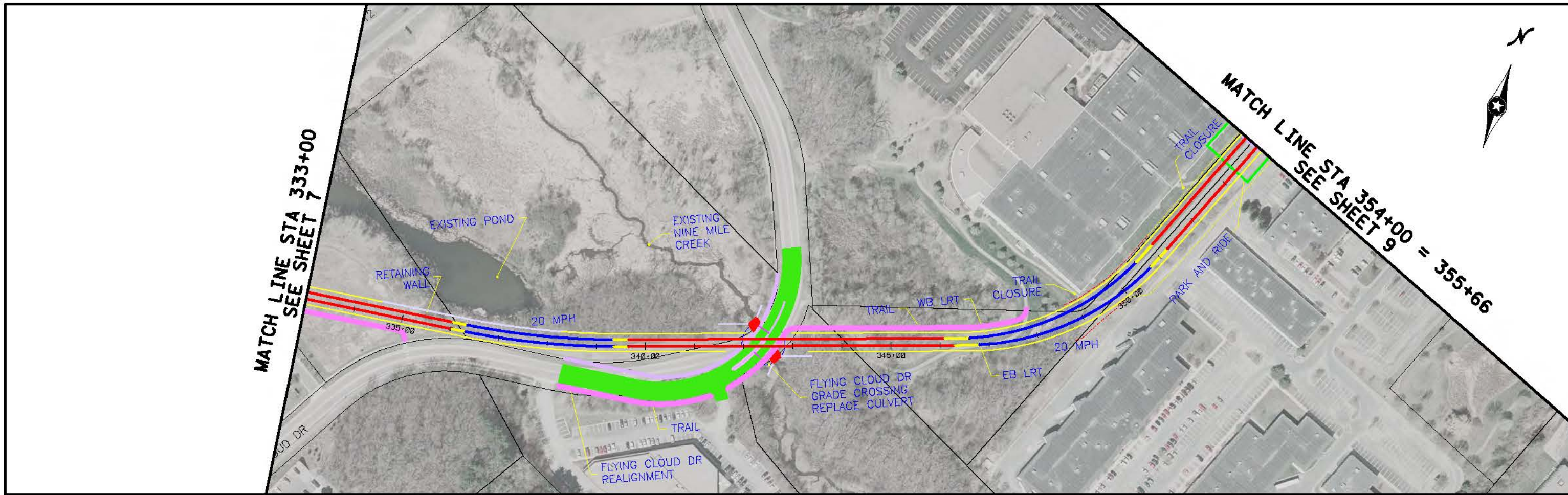
**PRELIMINARY
DRAFT
NOT FOR
CONSTRUCTION**



DRAWN BY
DESIGNED BY
CHECKED BY
COMM. NO.

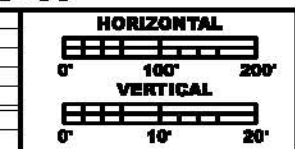
SOUTHWEST TRANSITWAY CONCEPTUAL DESIGN
LRT ALTERNATIVE SEGMENT 3
PLAN AND PROFILE
STA: 316+00 - 333+00

**SHEET
7
OF
15**



Kschuliz
 12:08:40 PM
 5/17/2010
 \\pdx-srv3\projects\1031010\SWT\1031010.dgn

NO.	DATE	BY	CHKD	APPR	REVISION



**PRELIMINARY
DRAFT
NOT FOR
CONSTRUCTION**



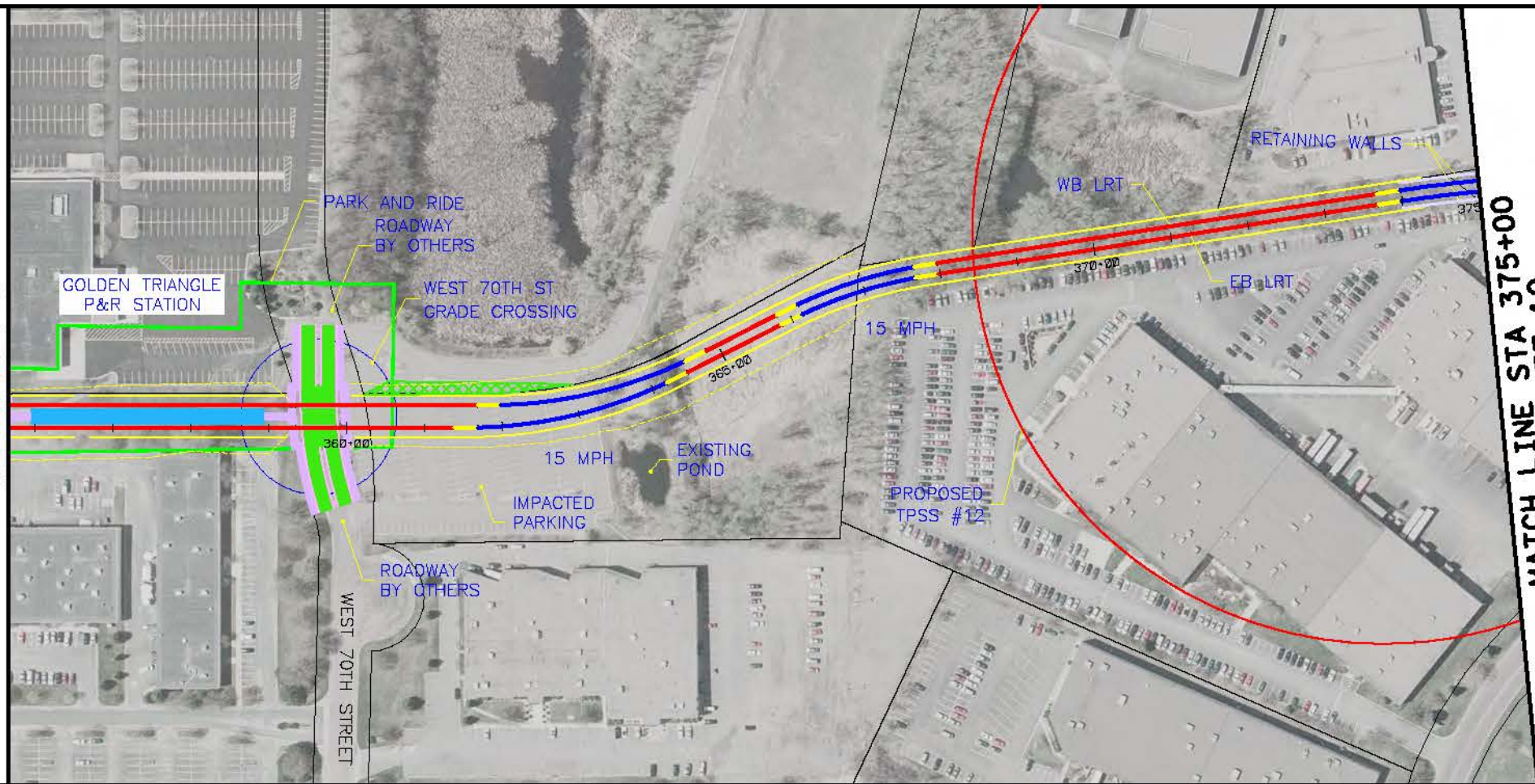
DRAWN BY	
DESIGNED BY	
CHECKED BY	
COMM. NO.	

SOUTHWEST TRANSITWAY CONCEPTUAL DESIGN

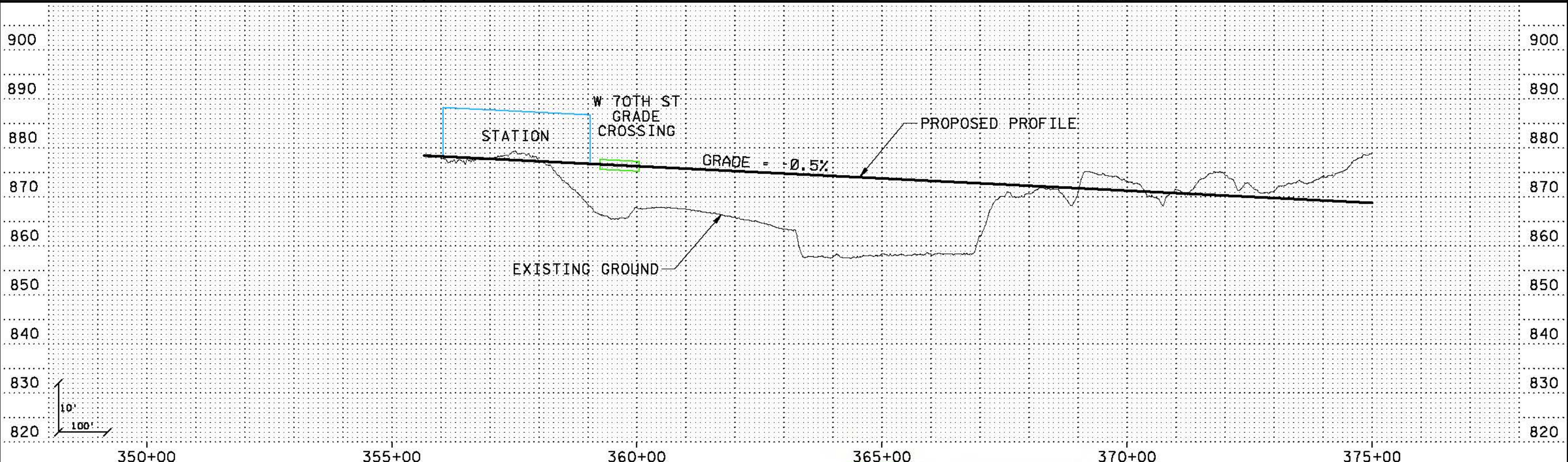
LRT ALTERNATIVE SEGMENT 3
 PLAN AND PROFILE
 STA: 333+00 - 354+00

SHEET 8 OF 15

MATCH LINE STA 354+00 = 355+66
SEE SHEET 8




MATCH LINE STA 375+00
SEE SHEET 10



Kschuliz
 12:17:10 PM
 5/17/2010
 \\PDK-SRVS-NECC\GIS\GIS\PROJECTS\SWTRANSITWAY\CONCEPT\PLT\SWTRANSITWAY_CONCEPT_PLOT_BK.TBL

NO	DATE	BY	CHKD	APPR	REVISION

... \SWT_HDR_K5_LRT_3_bht09_031010.dgn



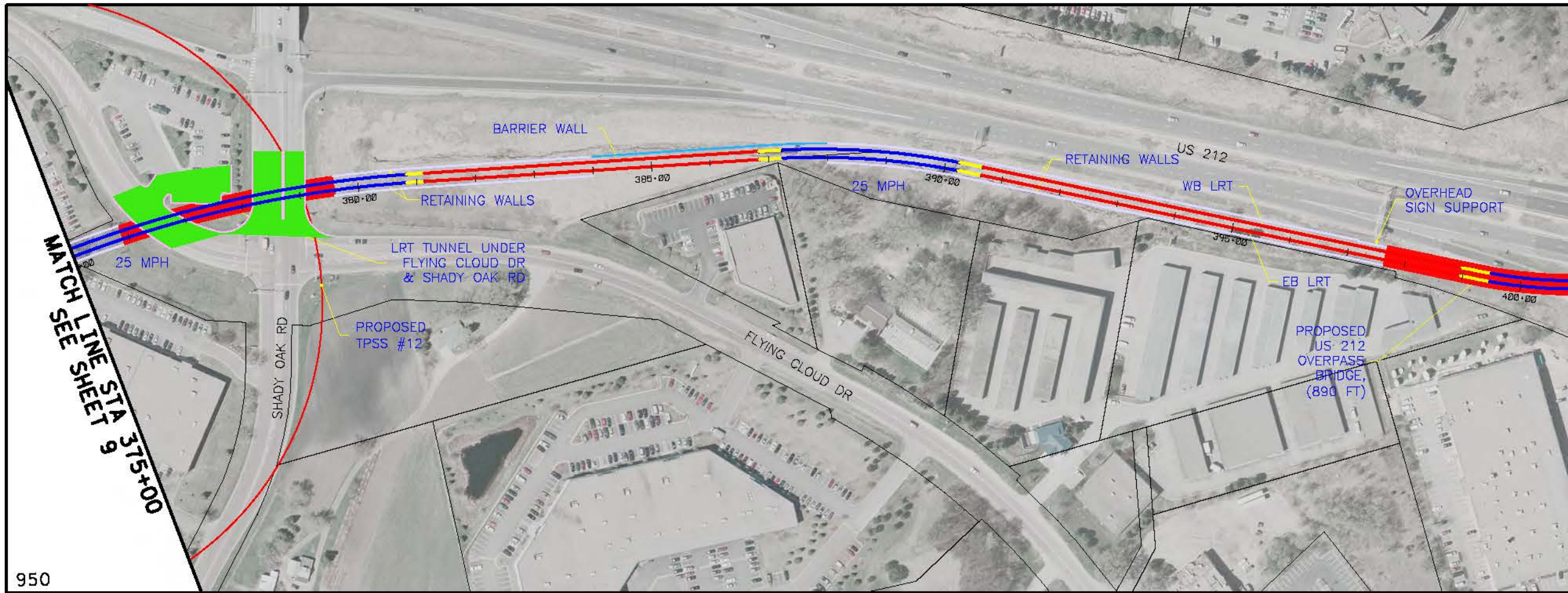
**PRELIMINARY
DRAFT
NOT FOR
CONSTRUCTION**



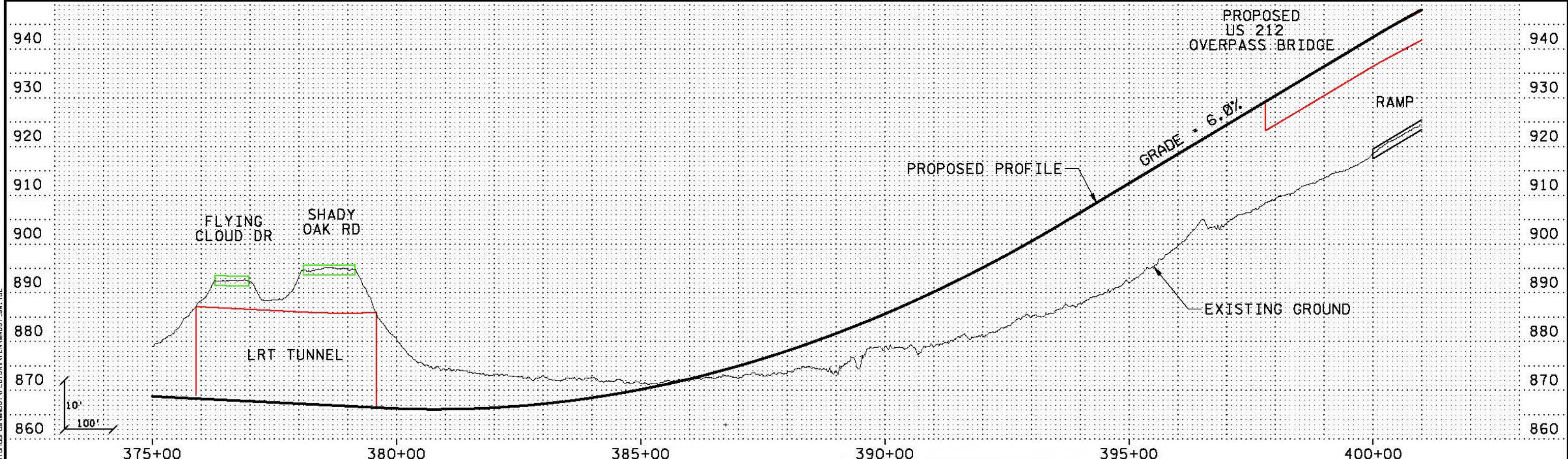
DRAWN BY	
DESIGNED BY	
CHECKED BY	
COMM. NO.	

SOUTHWEST TRANSITWAY CONCEPTUAL DESIGN
 LRT ALTERNATIVE SEGMENT 3
 PLAN AND PROFILE
 STA: 355+66 - 375+00

**SHEET
9
OF
15**

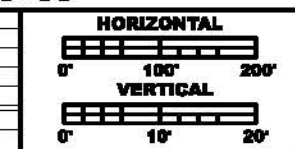


MATCH LINE STA 401+00
SEE SHEET 11



12:27:05 PM
 5/17/2010
 \\P01\proj\3\SWT\HDR\K5_LRT_3_bht10_031010.dgn

NO	DATE	BY	CHKD	APPR	REVISION



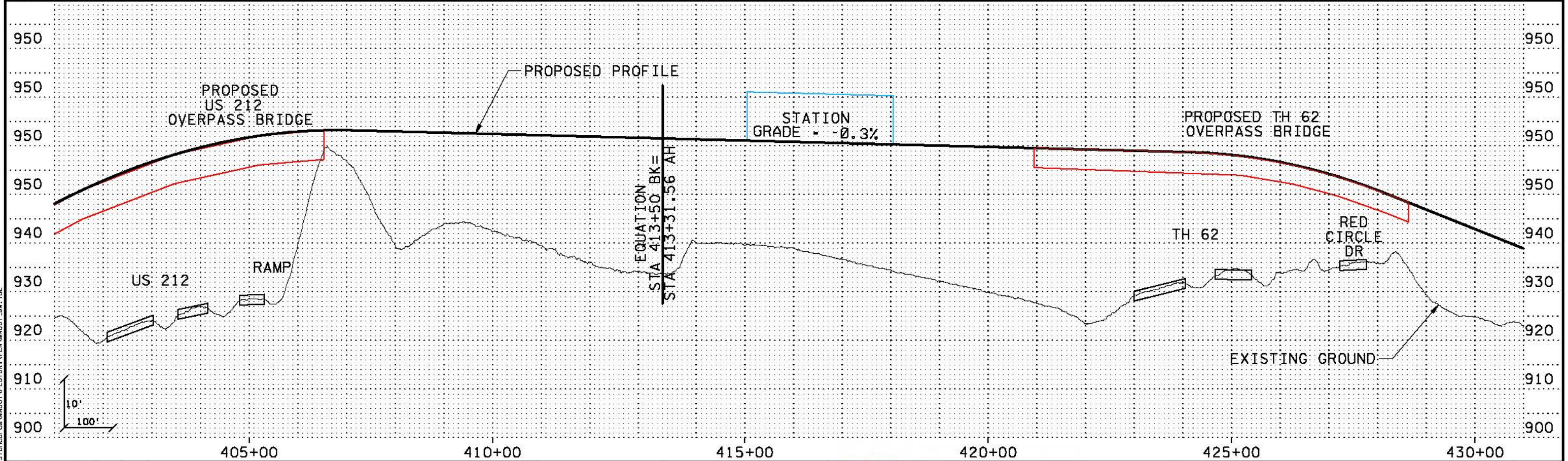
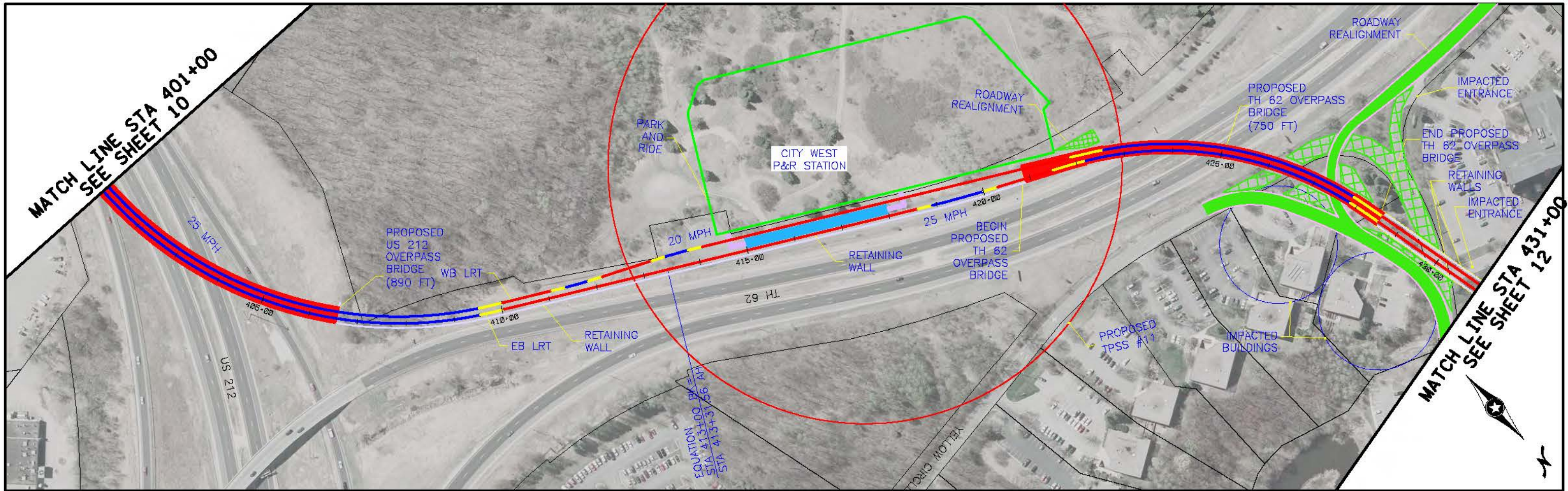
**PRELIMINARY
DRAFT
NOT FOR
CONSTRUCTION**



DRAWN BY
DESIGNED BY
CHECKED BY
COMM. NO.

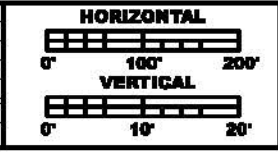
SOUTHWEST TRANSITWAY CONCEPTUAL DESIGN
 LRT ALTERNATIVE SEGMENT 3
 PLAN AND PROFILE
 STA: 375+00 - 401+00

**SHEET
10
OF
15**



12:46:31 PM
 5/17/2010
 \\PDK-SRVS-NECC\cas\1\design\3\SWT\11_031010.dgn
 ... \SWT_HDR_K5_LRT_3_bht11_031010.dgn

NO	DATE	BY	CHKD	APPR	REVISION



**PRELIMINARY
DRAFT
NOT FOR
CONSTRUCTION**

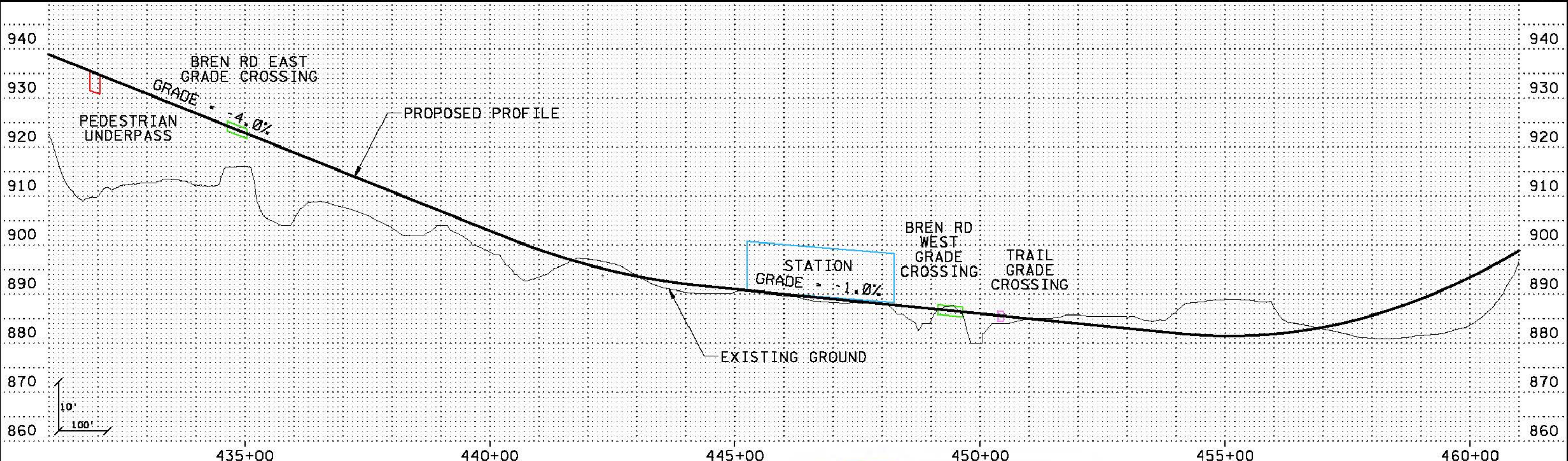
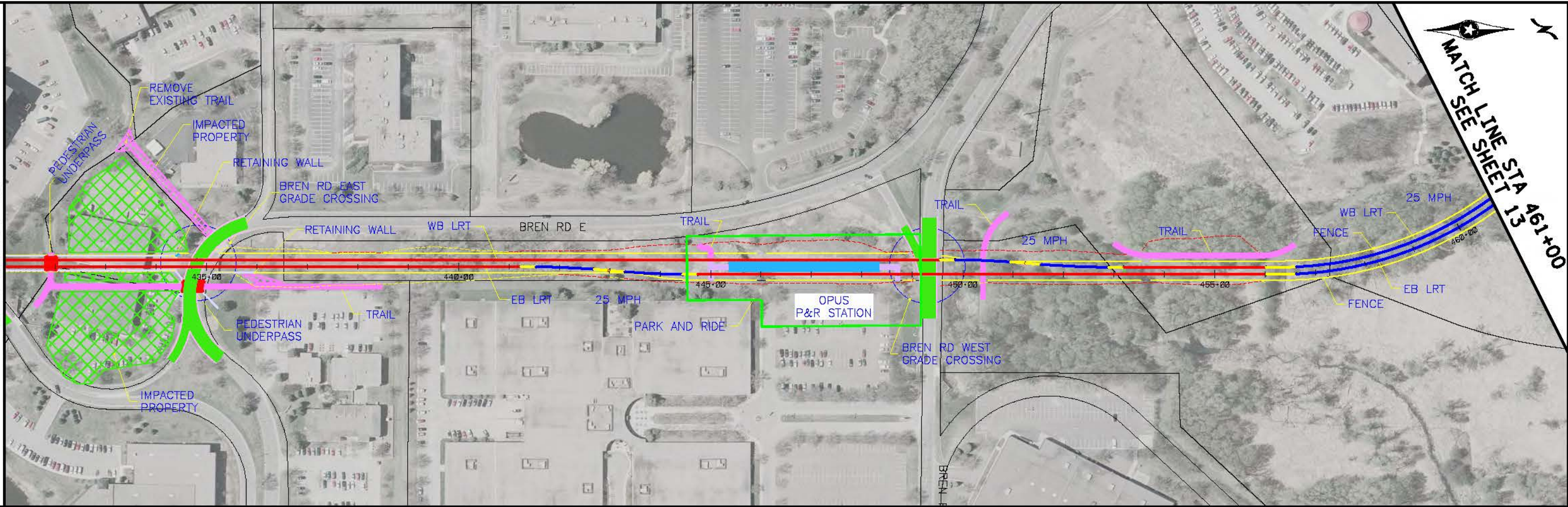


DRAWN BY	
DESIGNED BY	
CHECKED BY	
COMM. NO.	

SOUTHWEST TRANSITWAY CONCEPTUAL DESIGN		SHEET
LRT ALTERNATIVE SEGMENT 3		11
PLAN AND PROFILE		OF
STA: 401+00 - 431+00		15


MATCH LINE STA 431+00
SEE SHEET 11

MATCH LINE STA 461+00
SEE SHEET 13



8/20/12 9:20:49 AM
 C:\projects\SWT\HDR\K5_LRT_3_bht12_031010.dgn
 ... \SWT_HDR_K5_LRT_3_bht12_031010.dgn

NO	DATE	BY	CHK	APPR	REVISION

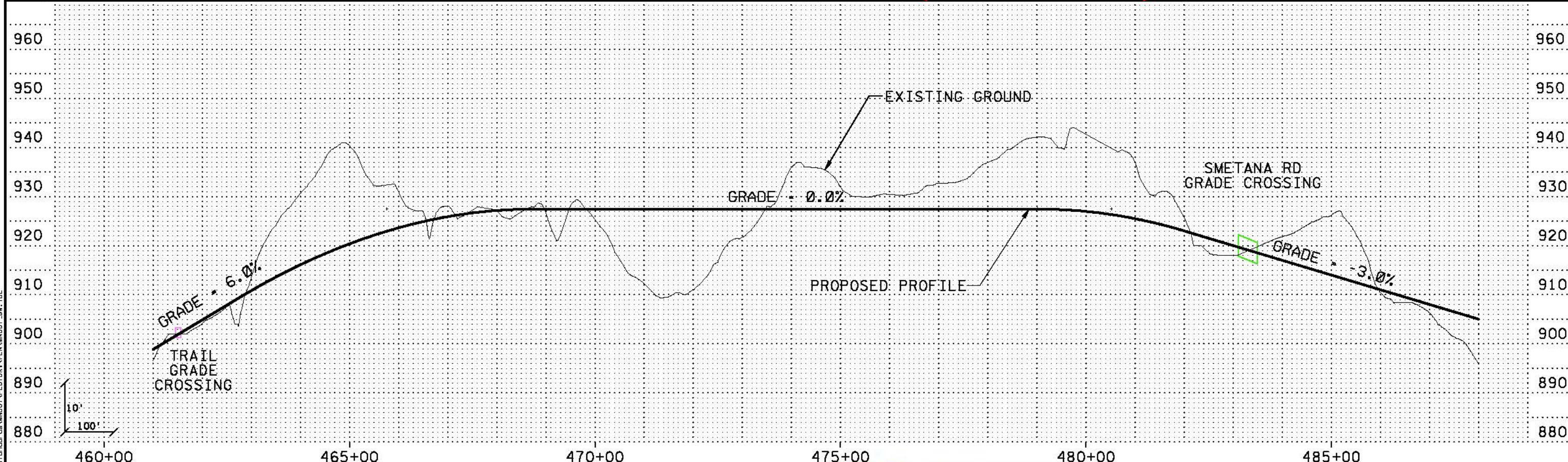
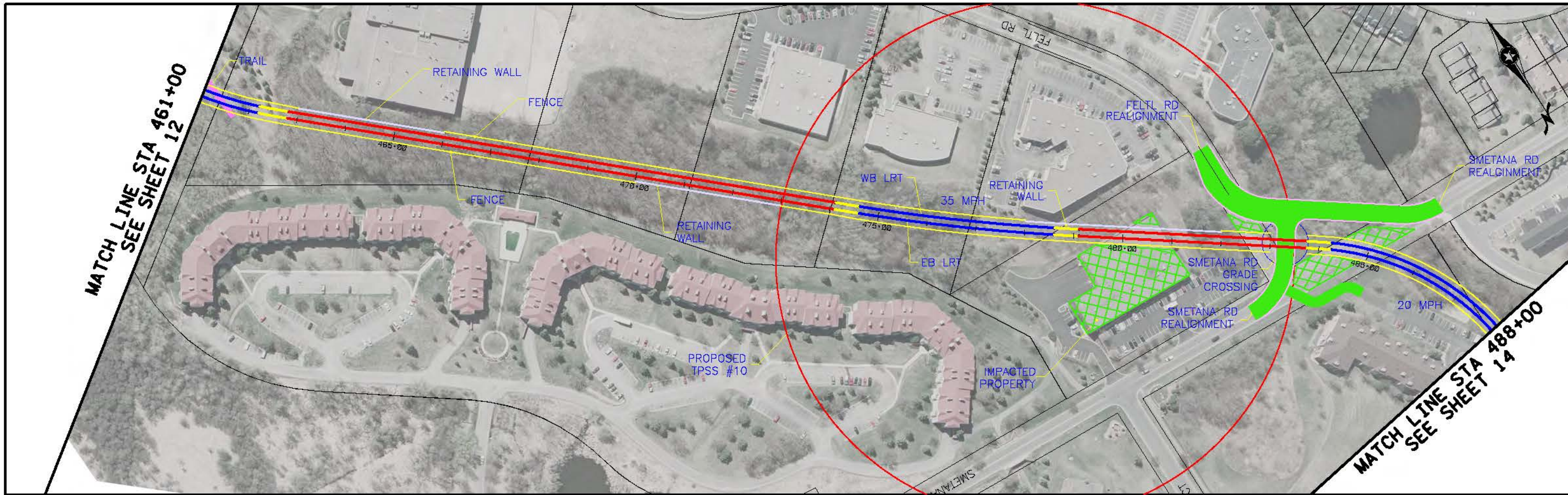


**PRELIMINARY
DRAFT
NOT FOR
CONSTRUCTION**



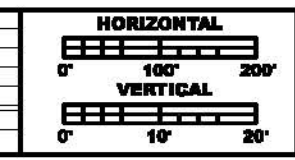
DRAWN BY	
DESIGNED BY	
CHECKED BY	
COMM. NO.	

SOUTHWEST TRANSITWAY CONCEPTUAL DESIGN		SHEET
LRT ALTERNATIVE SEGMENT 3		12
PLAN AND PROFILE		OF
STA: 431+00 - 461+00		15



4/14/2010 4:14:58 PM
 S:\17\2010\SWT\HDR\K5_LRT_3_bht113_031010.dgn
 ...S\17\2010\SWT\HDR\K5_LRT_3_bht113_031010.dgn

NO	DATE	BY	CHKD	APPR	REVISION



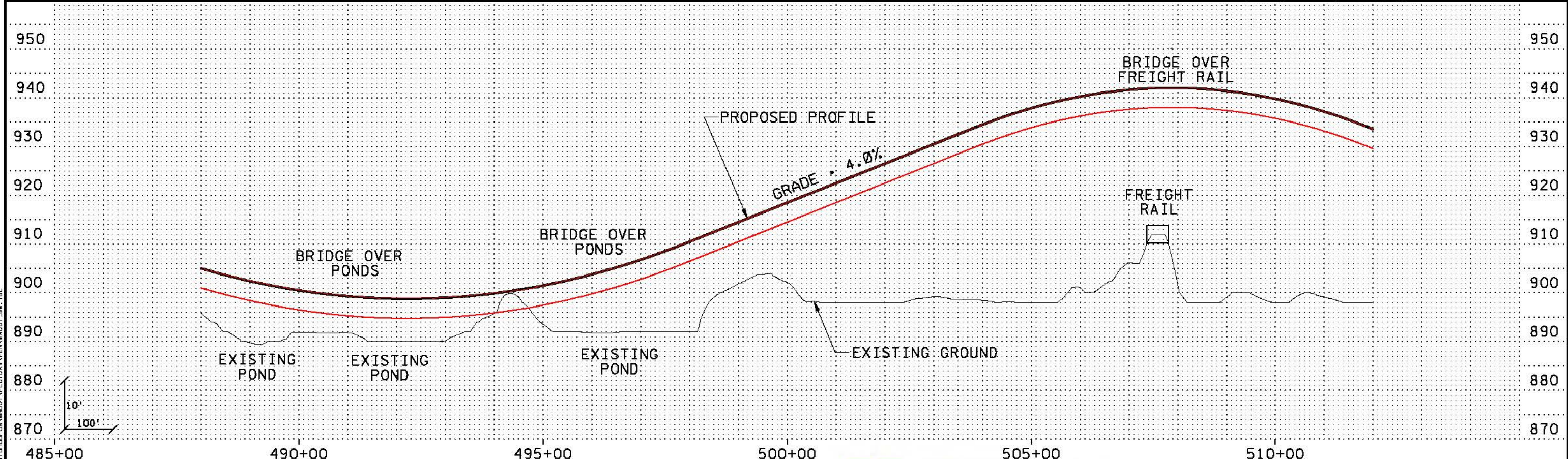
**PRELIMINARY
DRAFT
NOT FOR
CONSTRUCTION**



DRAWN BY	
DESIGNED BY	
CHECKED BY	
COMM. NO.	

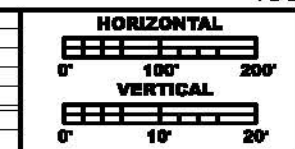
SOUTHWEST TRANSITWAY CONCEPTUAL DESIGN
 LRT ALTERNATIVE SEGMENT 3
 PLAN AND PROFILE
 STA: 461+00 - 488+00

**SHEET
13
OF
15**



Kschuliz
 1:18:14 PM
 5/17/2010
 \\PDK-SRVS-NECC\GIS\mxd\SWT\CONCEPT\BLT\SWT_HDR_K5_LRT_3_bht14_031010.dgn

NO.	DATE	BY	CHKD	APPR	REVISION



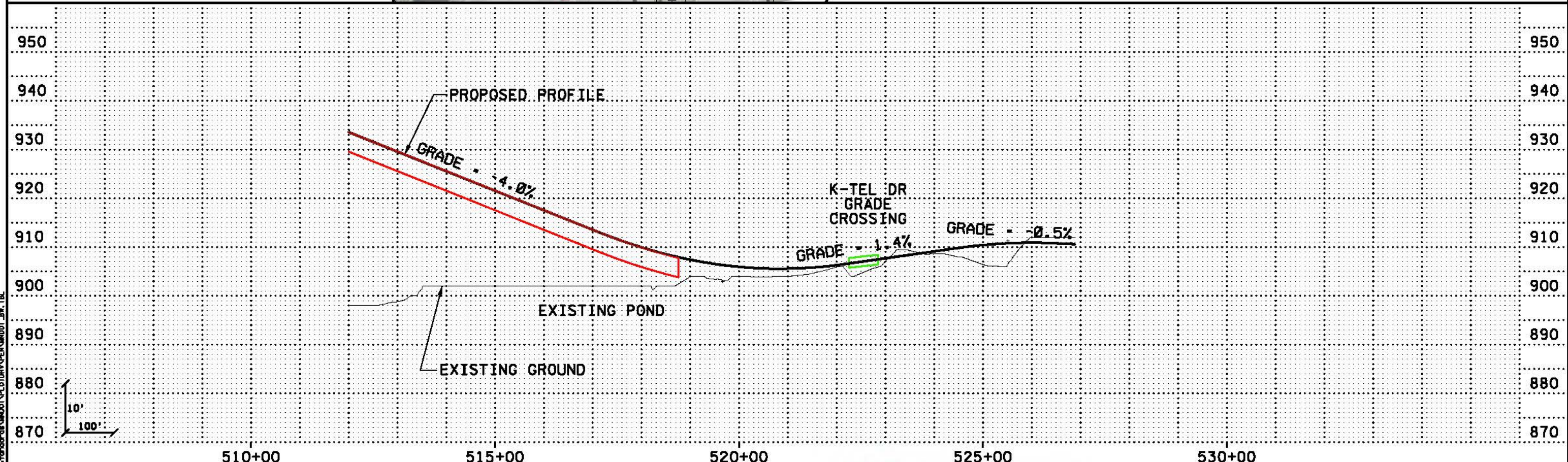
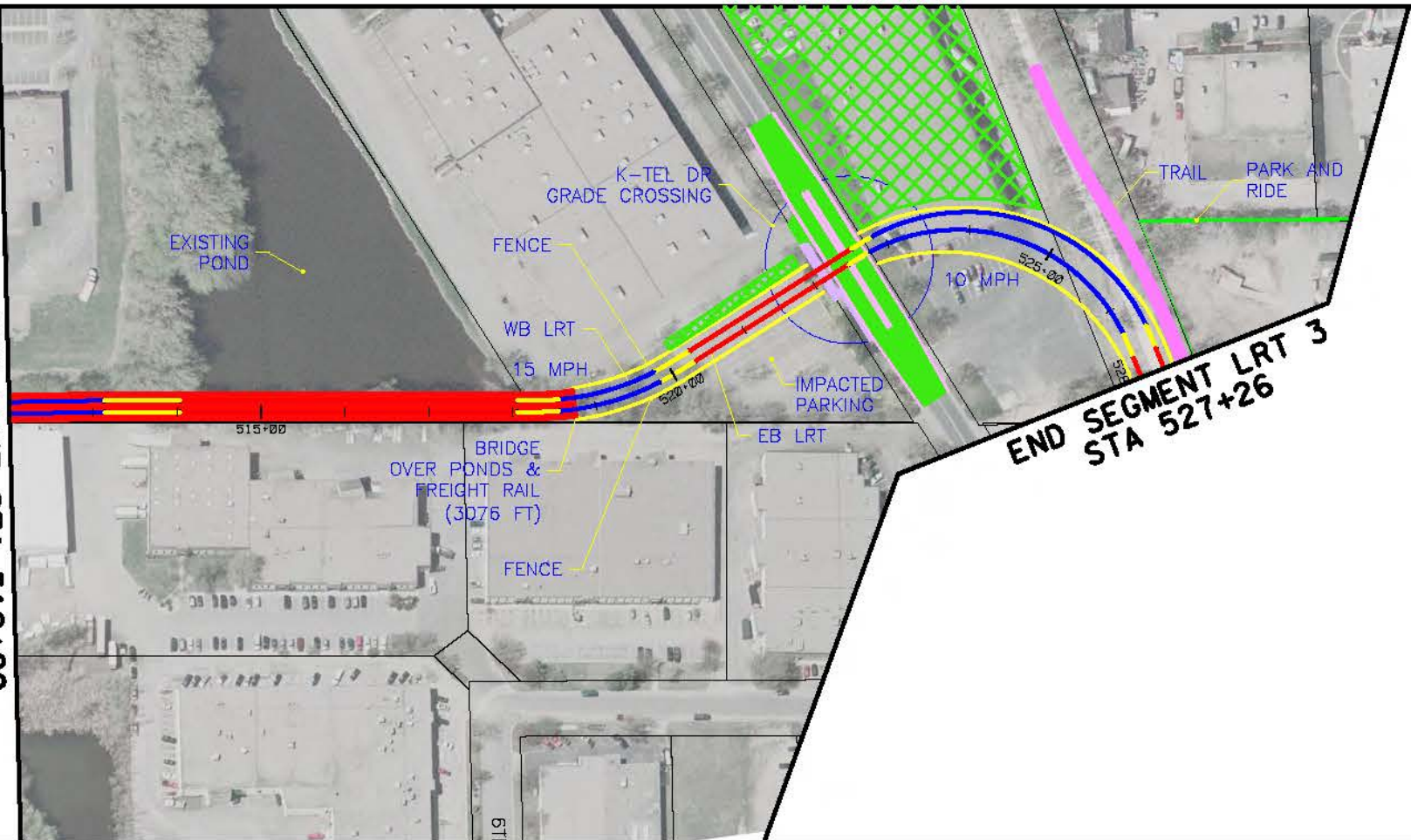
**PRELIMINARY
DRAFT
NOT FOR
CONSTRUCTION**



DRAWN BY	
DESIGNED BY	
CHECKED BY	
COMM. NO.	


SOUTHWEST TRANSITWAY CONCEPTUAL DESIGN		SHEET
LRT ALTERNATIVE SEGMENT 3		14
PLAN AND PROFILE		OF
STA: 488+00 - 512+00		15

MATCH LINE STA 512+00
SEE SHEET 14



12/13/14 4:49 PM
 5/19/2010
 ...\\SWT_HDR_K5_LRT_3_sht15_031010.dgn

NO	DATE	BY	CHKD	APPR	REVISION



**PRELIMINARY
DRAFT
NOT FOR
CONSTRUCTION**

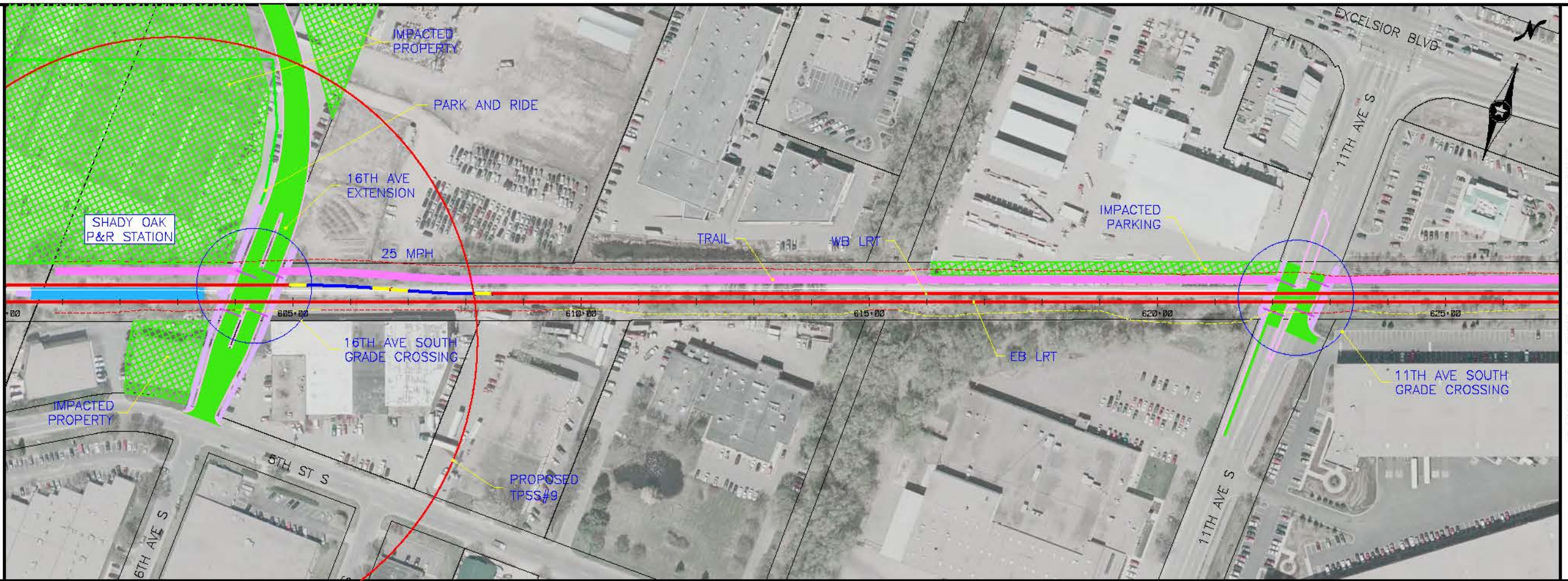


DRAWN BY
DESIGNED BY
CHECKED BY
COMM. NO.

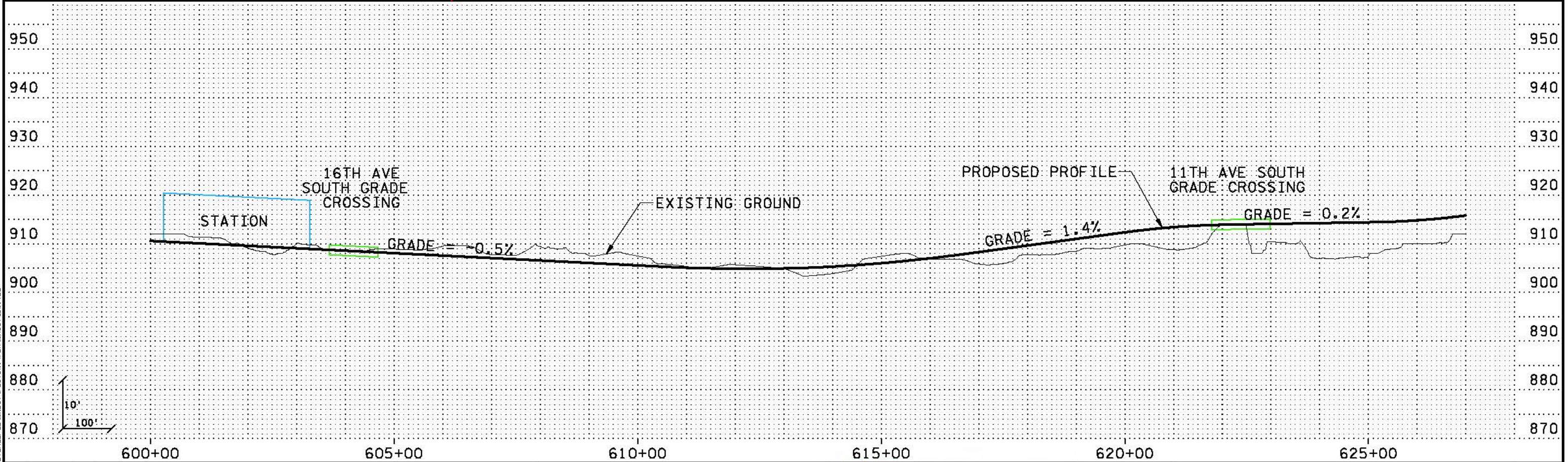
SOUTHWEST TRANSITWAY CONCEPTUAL DESIGN
LRT ALTERNATIVE SEGMENT 3
PLAN AND PROFILE
STA: 512+00 - 527+26

**SHEET
15
OF
15**

BEGIN SEGMENT LRT 4
STA 600+00



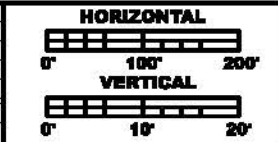
MATCH LINE STA 627+00
SEE SHEET 2



Kschuliz
 1:35:09 PM
 5/17/2010
 \\pdx-srv3\necc\cas1\user\de\m\DOT\PL\DOT\RN\W\DOT_PL\...
 \\pdx-srv3\necc\cas1\user\de\m\DOT\PL\DOT\RN\W\DOT_PL...

NO	DATE	BY	CHKD	APPR	REVISION

... \S\WT_HDR_K5_LRT_4_bh101_031010.dgn



**PRELIMINARY
DRAFT
NOT FOR
CONSTRUCTION**



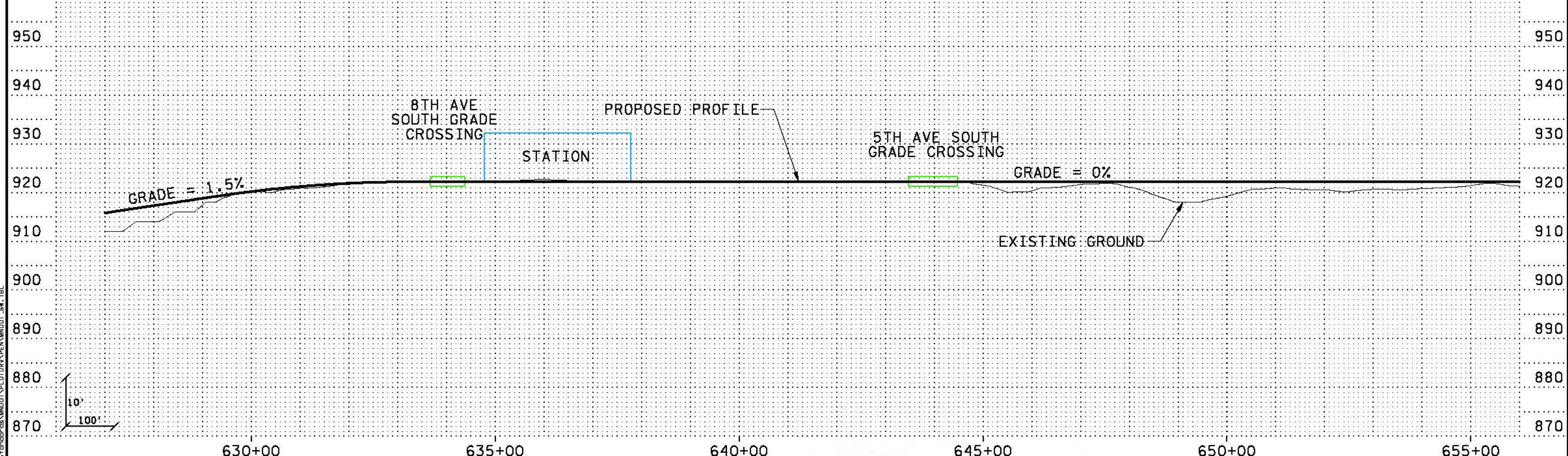
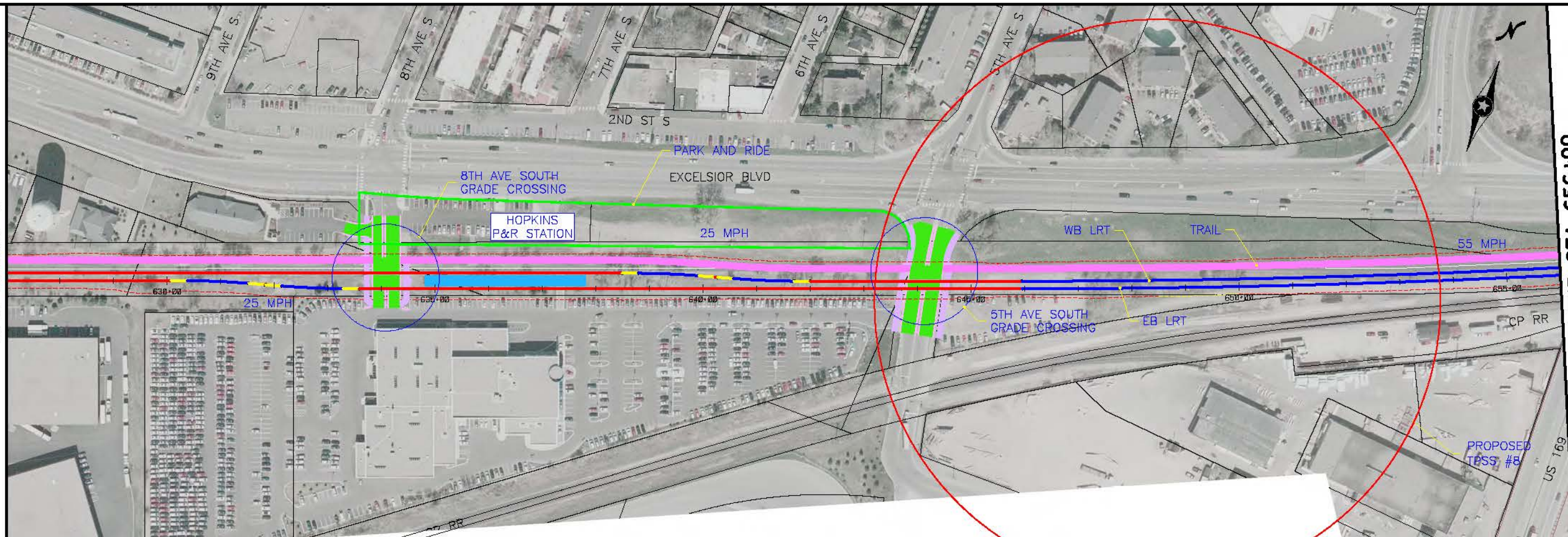
DRAWN BY
DESIGNED BY
CHECKED BY
COMM. NO.

SOUTHWEST TRANSITWAY CONCEPTUAL DESIGN
 LRT ALTERNATIVE SEGMENT 4
 PLAN AND PROFILE
 STA: 600+00 - 627+00

**SHEET
1
OF
10**

MATCH LINE STA 627+00
SEE SHEET 1


MATCH LINE STA 656+00
SEE SHEET 3



Kschuliz
 1:50:02 PM
 5/17/2010
 \\pdx-srv3\necc\cas1\server\cas1\mngot\pltdrn\per\maddt_bk.tbl

NO	DATE	BY	CKD	APPR	REVISION

...S\SWT_HDR_K5_LRT_4_bh102_031010.dgn



**PRELIMINARY
DRAFT
NOT FOR
CONSTRUCTION**



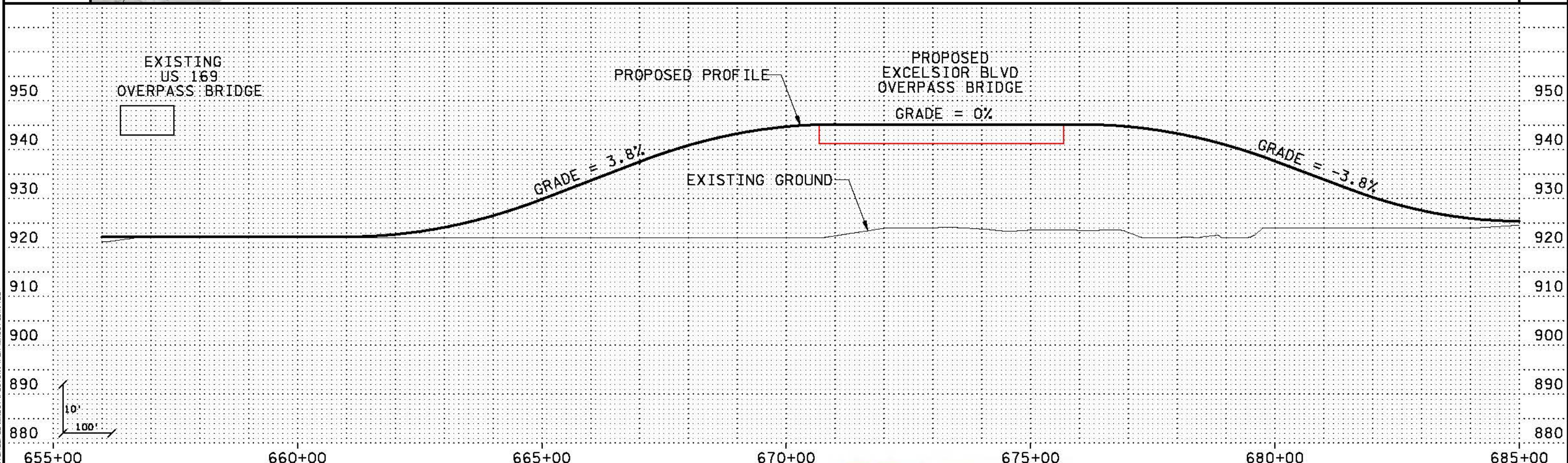
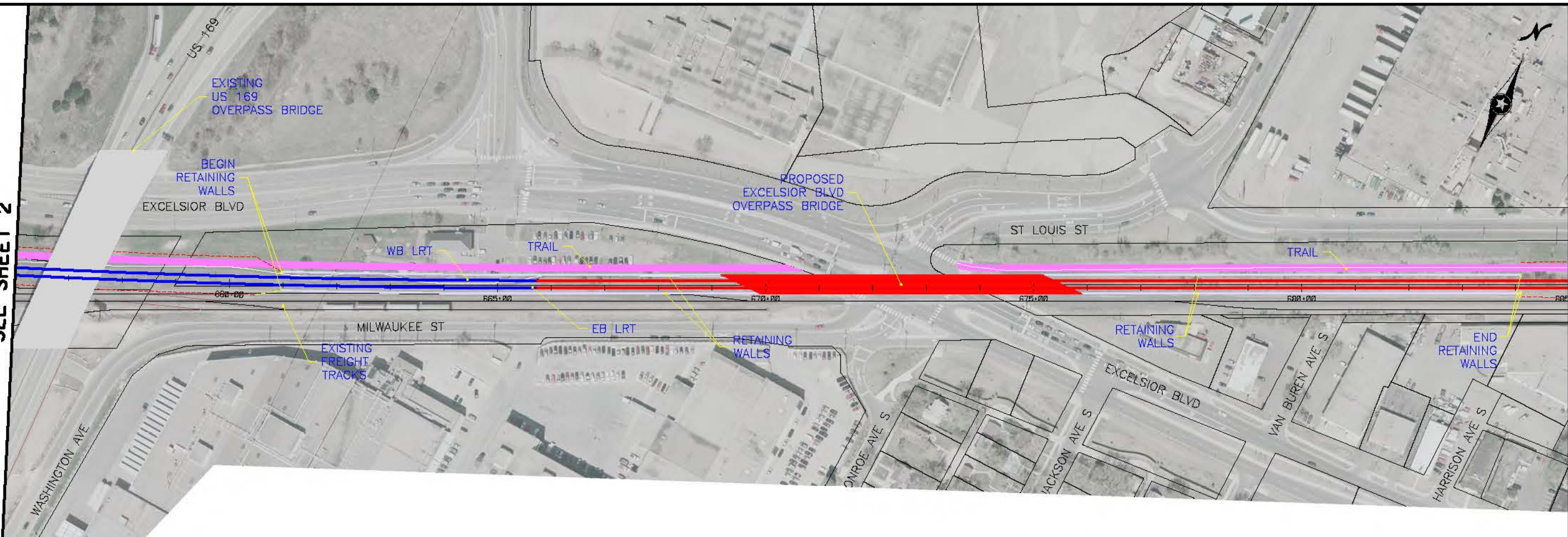
DRAWN BY	
DESIGNED BY	
CHECKED BY	
COMM. NO.	

SOUTHWEST TRANSITWAY CONCEPTUAL DESIGN
 LRT ALTERNATIVE SEGMENT 4
 PLAN AND PROFILE
 STA: 627+00 - 656+00

**SHEET
2
OF
10**


MATCH LINE STA 656+00
SEE SHEET 2

MATCH LINE STA 685+00
SEE SHEET 4



2:11:43 PM
 5/17/2010
 \\pdx-srv3\projects\1031010\1031010.dgn

NO	DATE	BY	CHK	APPR	REVISION



**PRELIMINARY
DRAFT
NOT FOR
CONSTRUCTION**

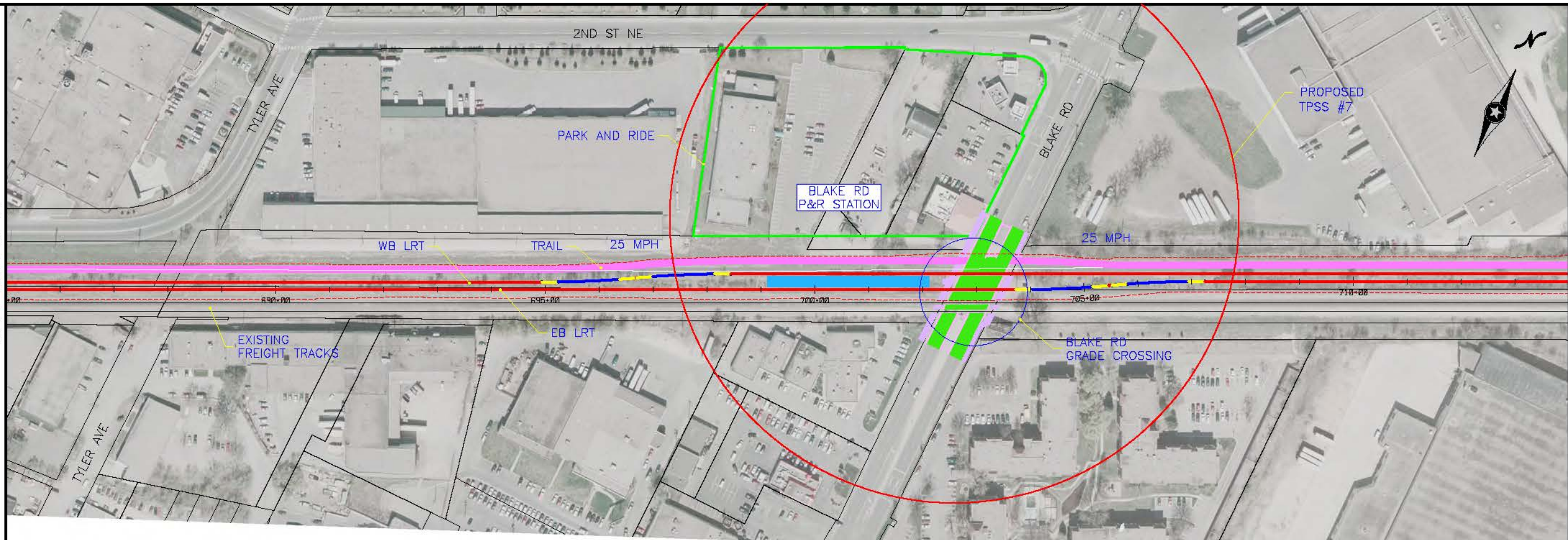


DRAWN BY	
DESIGNED BY	
CHECKED BY	
COMM. NO.	

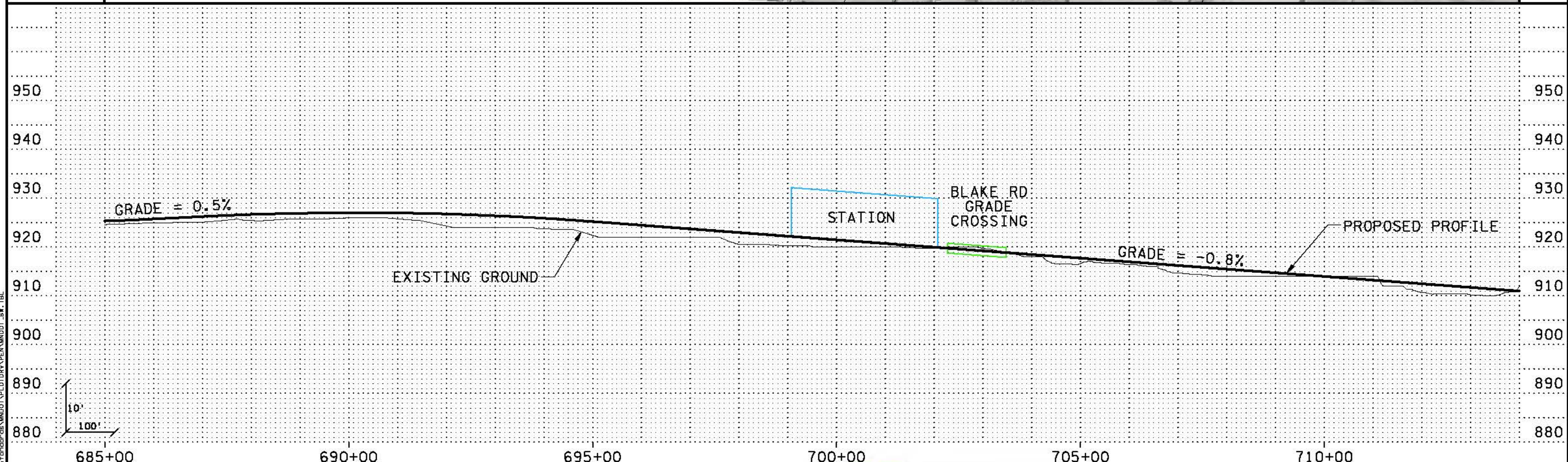
SOUTHWEST TRANSITWAY CONCEPTUAL DESIGN
 LRT ALTERNATIVE SEGMENT 4
 PLAN AND PROFILE
 STA: 656+00 - 685+00

**SHEET
3
OF
10**

MATCH LINE STA 685+00
SEE SHEET 3




MATCH LINE STA 714+00
SEE SHEET 5



Kschultz
 2:35:26 PM
 5/17/2010
 \\pdx-srv3\projects\100000100\100000100\100000100\100000100\100000100.dgn

NO	DATE	BY	CHKD	APPR	REVISION



**PRELIMINARY
DRAFT
NOT FOR
CONSTRUCTION**



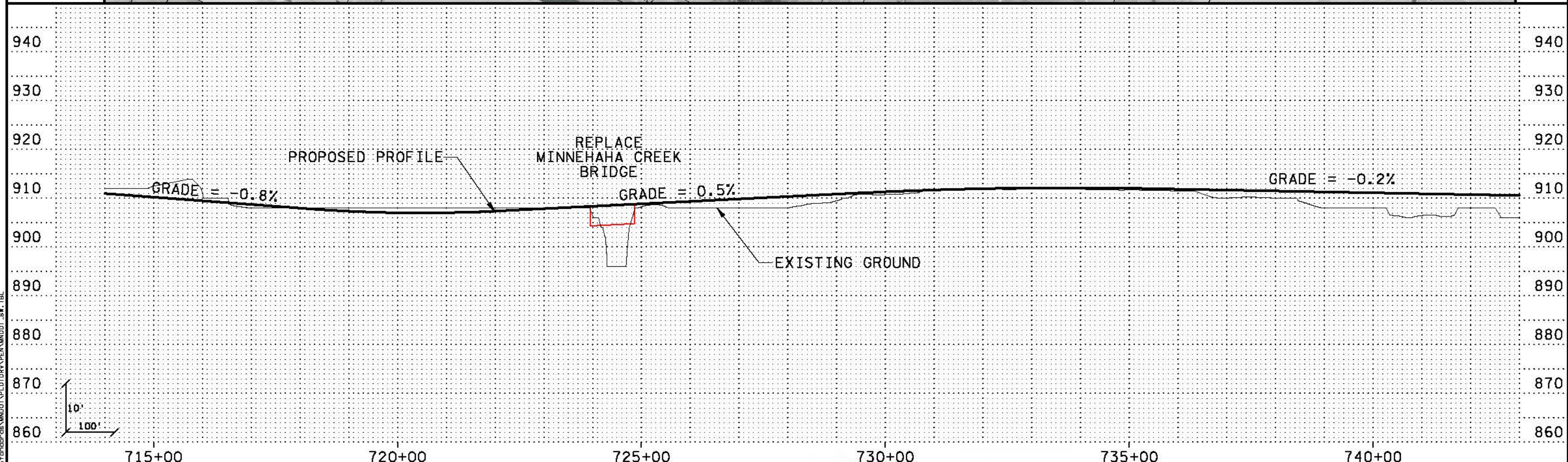
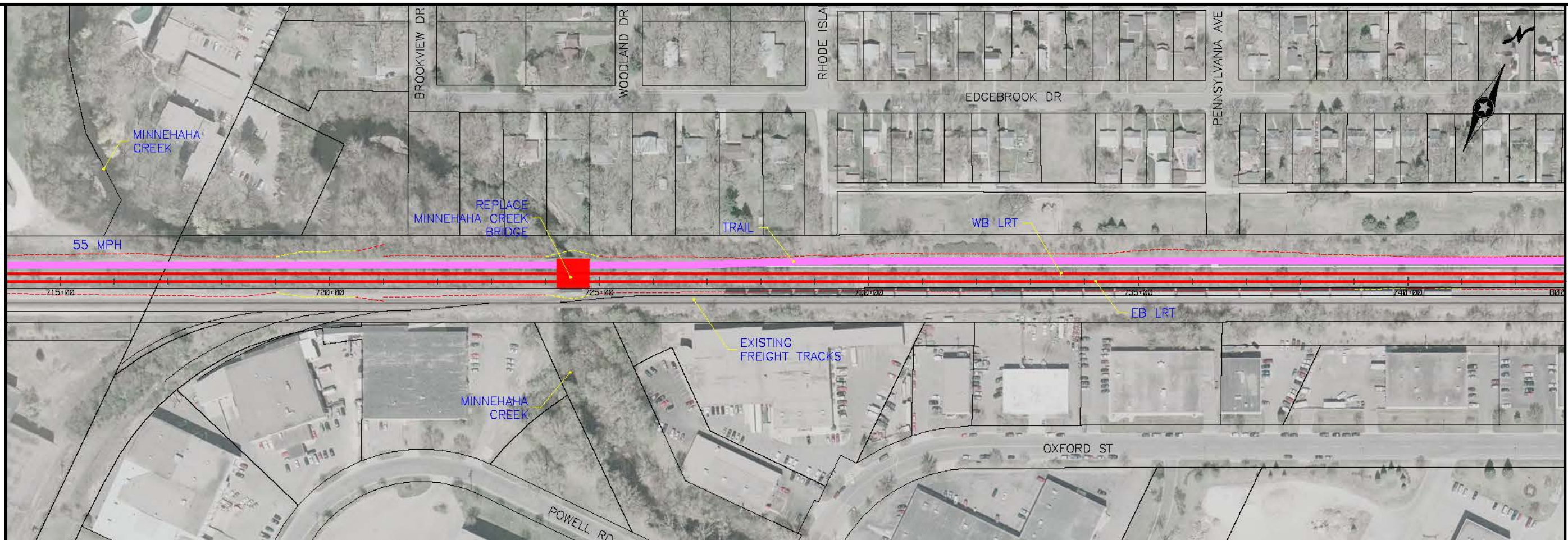
DRAWN BY	
DESIGNED BY	
CHECKED BY	
COMM. NO.	

SOUTHWEST TRANSITWAY CONCEPTUAL DESIGN
 LRT ALTERNATIVE SEGMENT 4
 PLAN AND PROFILE
 STA: 685+00 - 714+00

**SHEET
4
OF
10**


MATCH LINE STA 714+00
SEE SHEET 4

MATCH LINE STA 742+92 = STA 800+00
SEE SHEET 6



Kschuliz
 2:59:12 PM
 5/17/2010
 \\pdx-srv3\projects\1010031010\1010031010.dgn

NO	DATE	BY	CHKD	APPR	REVISION



**PRELIMINARY
DRAFT
NOT FOR
CONSTRUCTION**



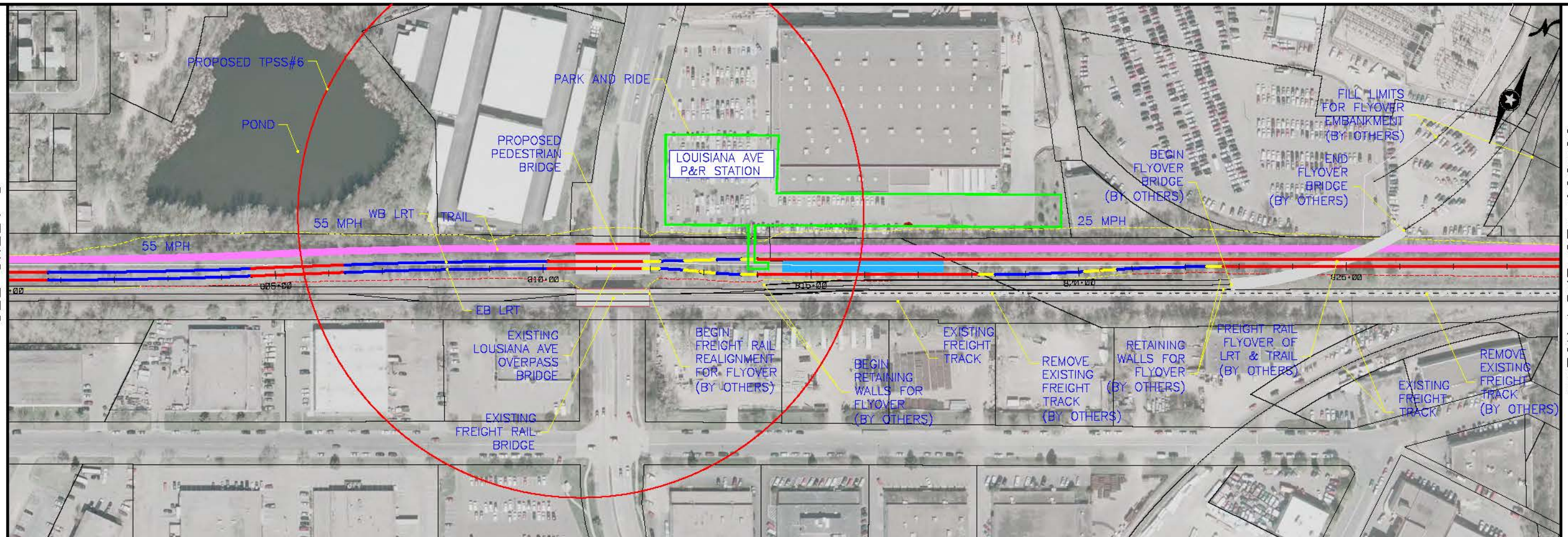
DRAWN BY	
DESIGNED BY	
CHECKED BY	
COMM. NO.	

SOUTHWEST TRANSITWAY CONCEPTUAL DESIGN
 LRT ALTERNATIVE SEGMENT 4
 PLAN AND PROFILE
 STA: 714+00 - 742+92

**SHEET
5
OF
10**


MATCH LINE STA 800+00 = STA 742+92
SEE SHEET 5

MATCH LINE STA 829+00
SEE SHEET 7



11:36:00 AM
 5/18/2010
 \\PDK-SRVS-NECC\cas\1\design\SWT\PROJECT\LOT\DRN\W\DOT_PLT\...
 ...LSWT_HDR_K5_LRT_4_bht06_031010.dgn

NO	DATE	BY	CHK	APPR	REVISION



**PRELIMINARY
DRAFT
NOT FOR
CONSTRUCTION**

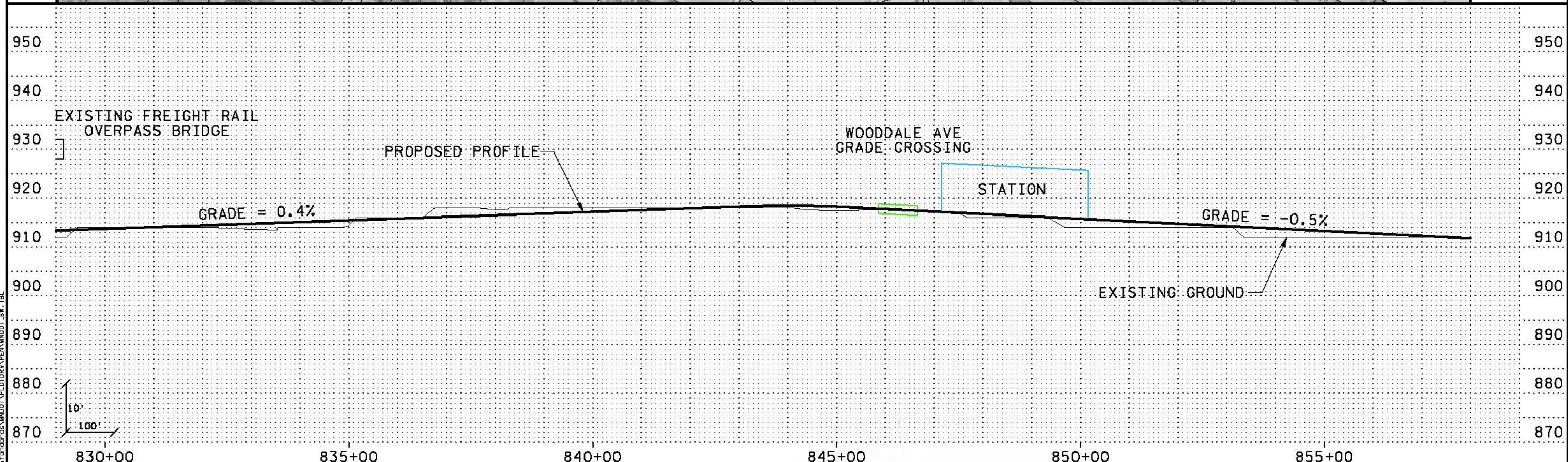
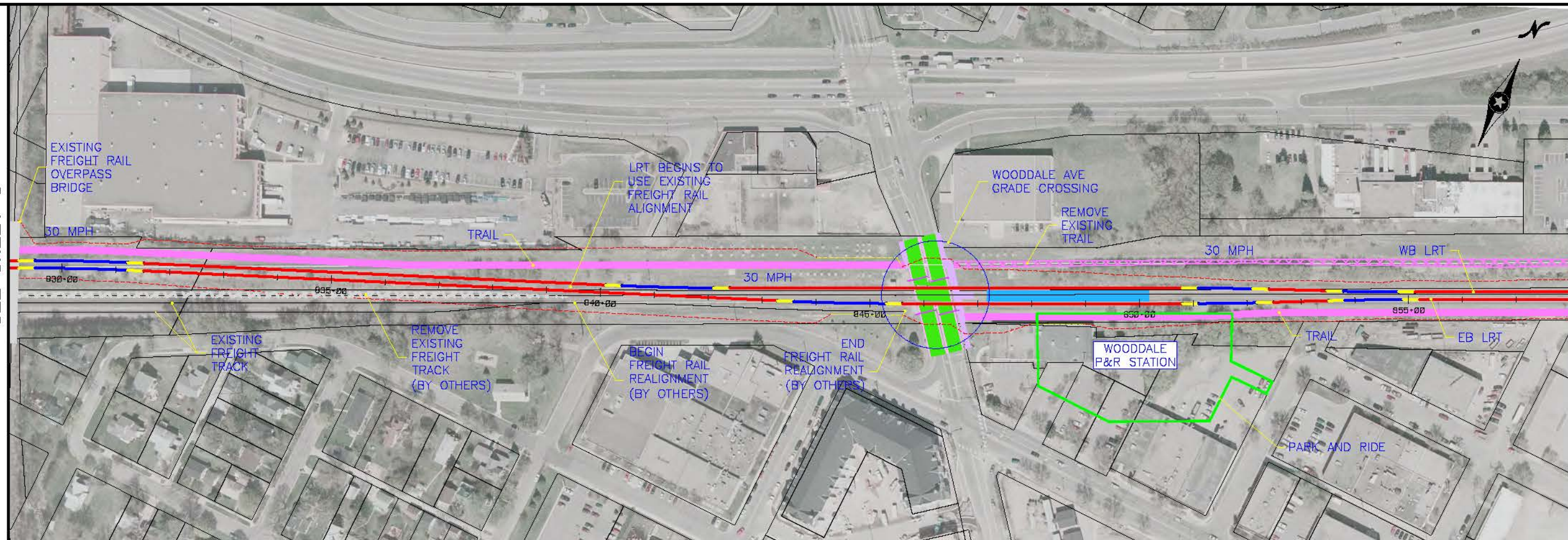


DRAWN BY	
DESIGNED BY	
CHECKED BY	
COMM. NO.	

SOUTHWEST TRANSITWAY CONCEPTUAL DESIGN		SHEET
LRT ALTERNATIVE SEGMENT 4		6
PLAN AND PROFILE		OF
STA: 800+00 - 829+00		10


MATCH LINE STA 829+00
SEE SHEET 6

MATCH LINE STA 858+00
SEE SHEET 8



11:53:00 AM
 5/18/2010
 \\PDK-SRVS-NECC\CAD\11583001\11583001.dgn
 ... \SWT_HDR_K5_LRT_4_bhtOT_031010.dgn

NO	DATE	BY	CHK	APPR	REVISION



**PRELIMINARY
DRAFT
NOT FOR
CONSTRUCTION**

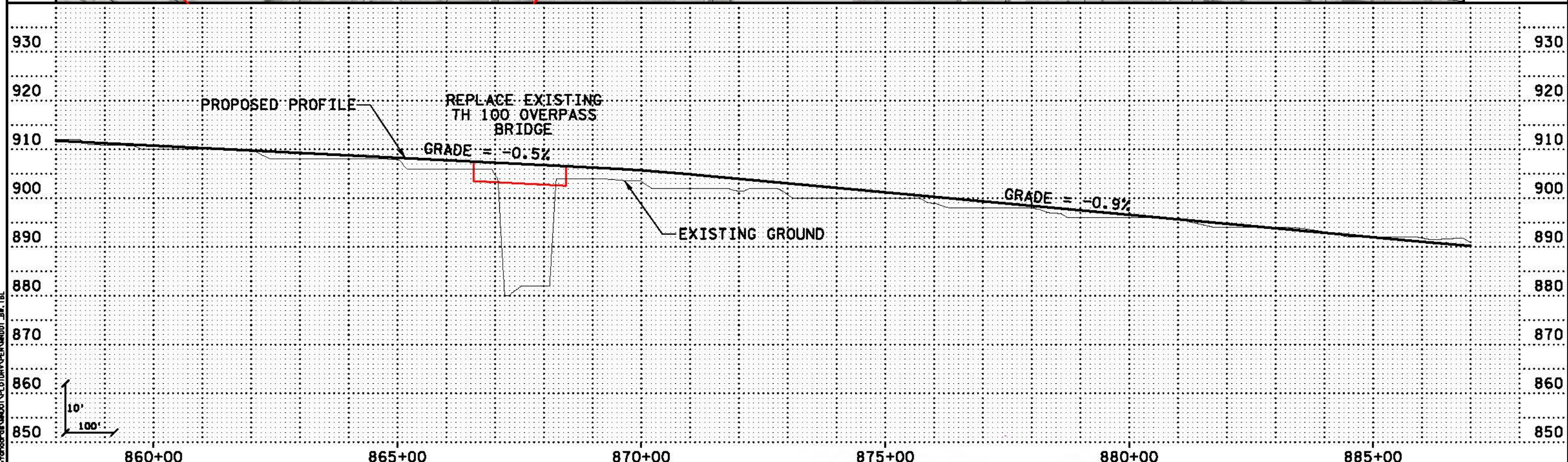
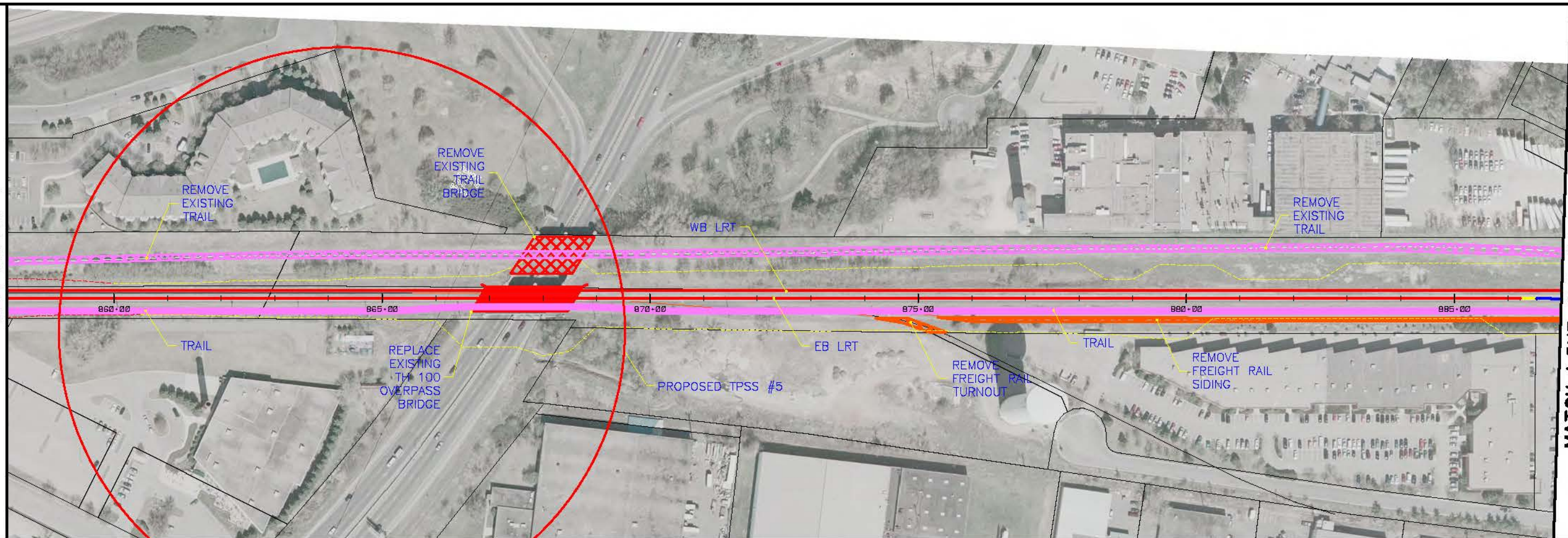


DRAWN BY	
DESIGNED BY	
CHECKED BY	
COMM. NO.	

SOUTHWEST TRANSITWAY CONCEPTUAL DESIGN		SHEET
LRT ALTERNATIVE SEGMENT 4		7
PLAN AND PROFILE		OF
STA: 829+00 - 858+00		10

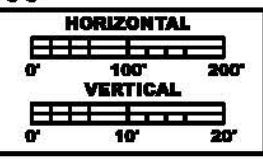
MATCH LINE STA 858+00
SEE SHEET 7

MATCH LINE STA 887+00
SEE SHEET 9



12/11/13 PM 12:11:13 PM
 5/18/2010
 ...SWT_HDR_K5_LRT_4_sht08_031010.dgn

NO	DATE	BY	CKD	APPR	REVISION



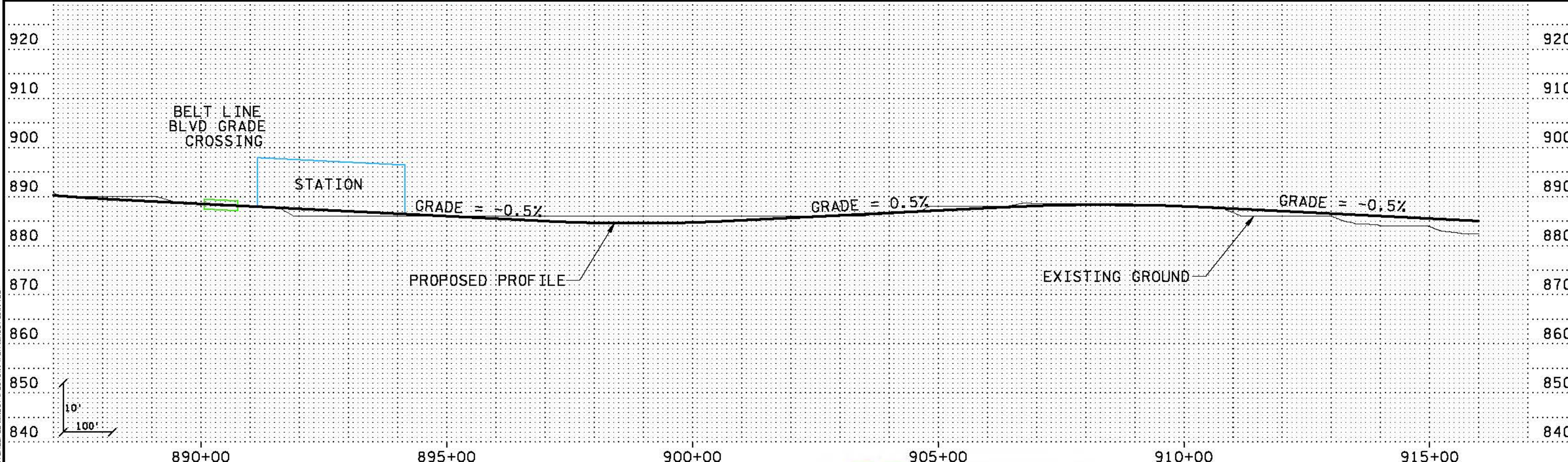
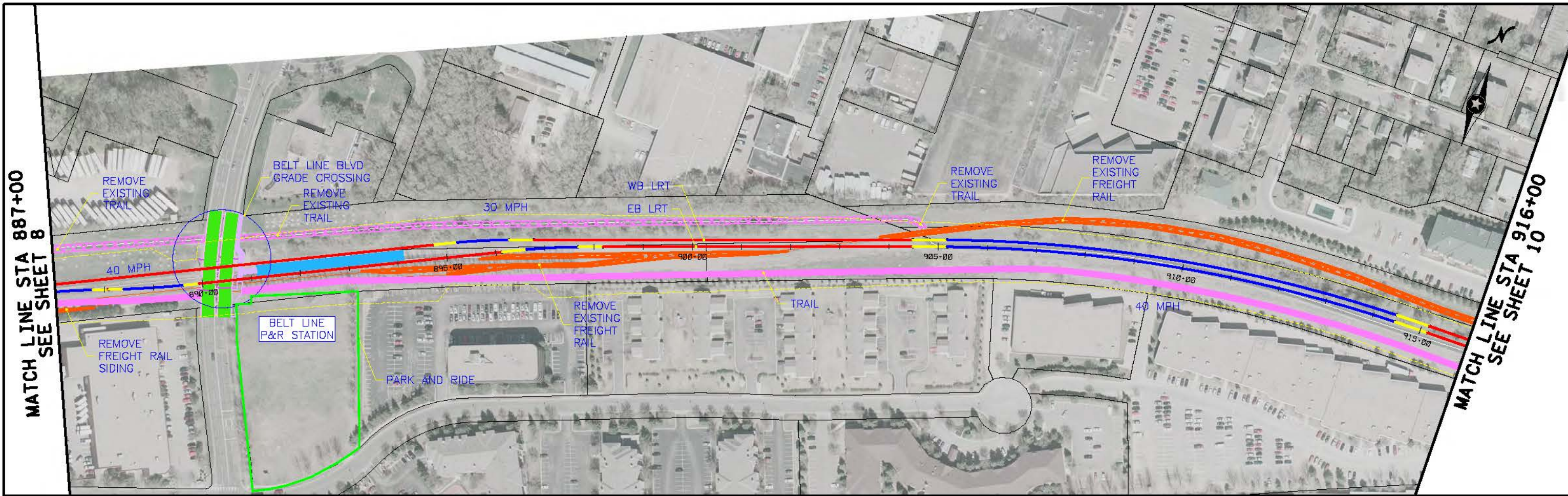
**PRELIMINARY
DRAFT
NOT FOR
CONSTRUCTION**



DRAWN BY
DESIGNED BY
CHECKED BY
COMM. NO.

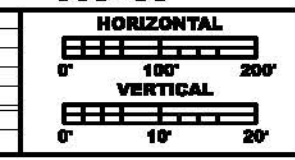
SOUTHWEST TRANSITWAY CONCEPTUAL DESIGN
LRT ALTERNATIVE SEGMENT 4
PLAN AND PROFILE
STA: 858+00 - 887+00

**SHEET
8
OF
10**



Kschuliz
 11:03:35 AM
 5/18/2010
 \\P:\S\3\SWT\HDR_K5_LRT_4_bht09_031010.dgn

NO	DATE	BY	CHKD	APPR	REVISION



PRELIMINARY DRAFT NOT FOR CONSTRUCTION

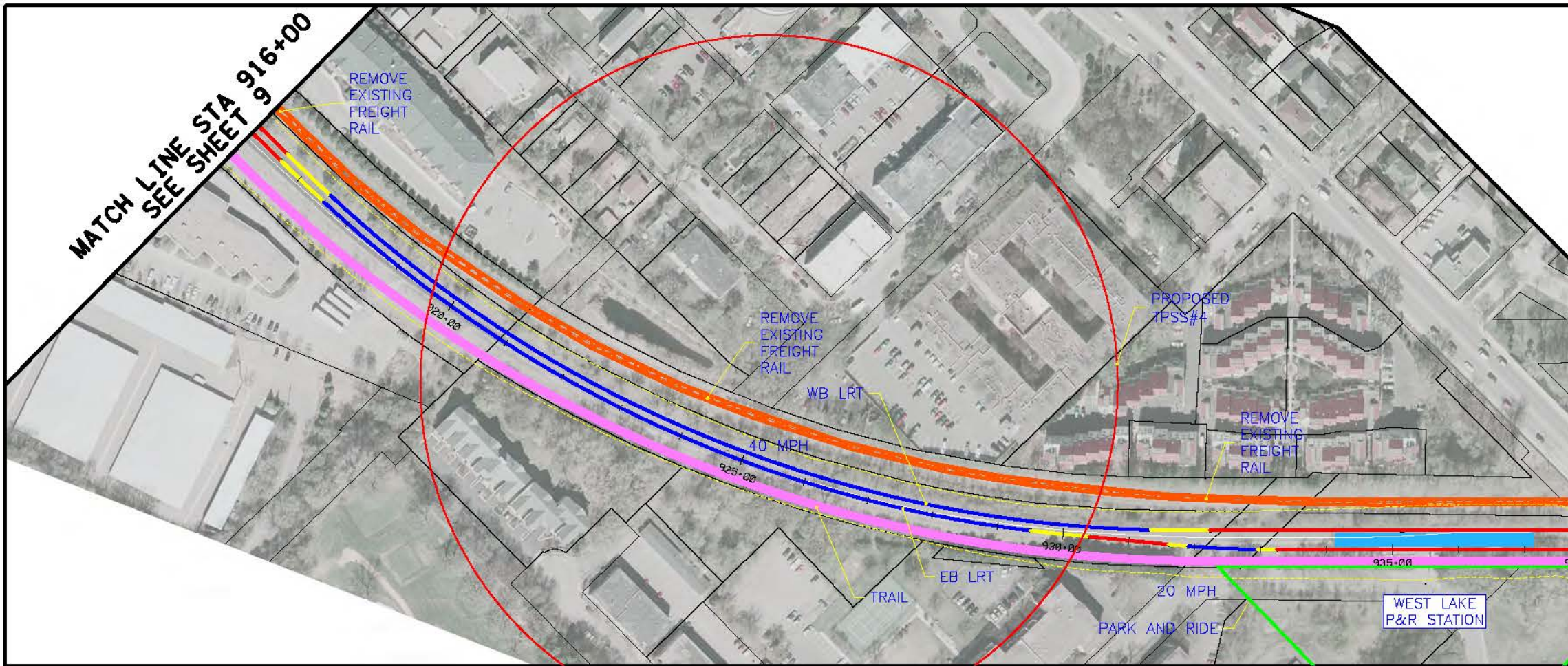


DRAWN BY

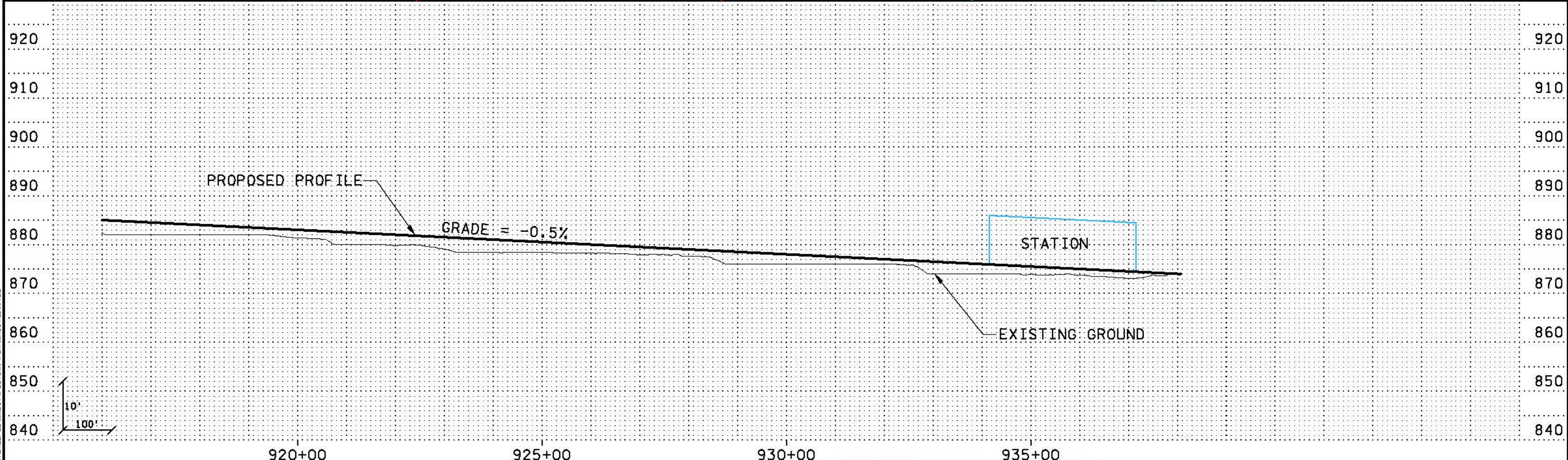
DESIGNED BY

CHECKED BY

COMM. NO.

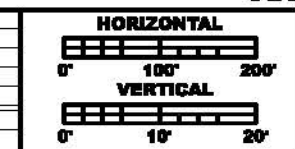


END SEGMENT LRT 4
STA 937+89



12:41:10 PM
 5/19/2010
 \\PDR-9873\PROJECTS\SWT\CONCEPTUAL DESIGN\SWT_HDR_K5_LRT_4_bht10_031010.dgn

NO.	DATE	BY	CHKD	APPR	REVISION



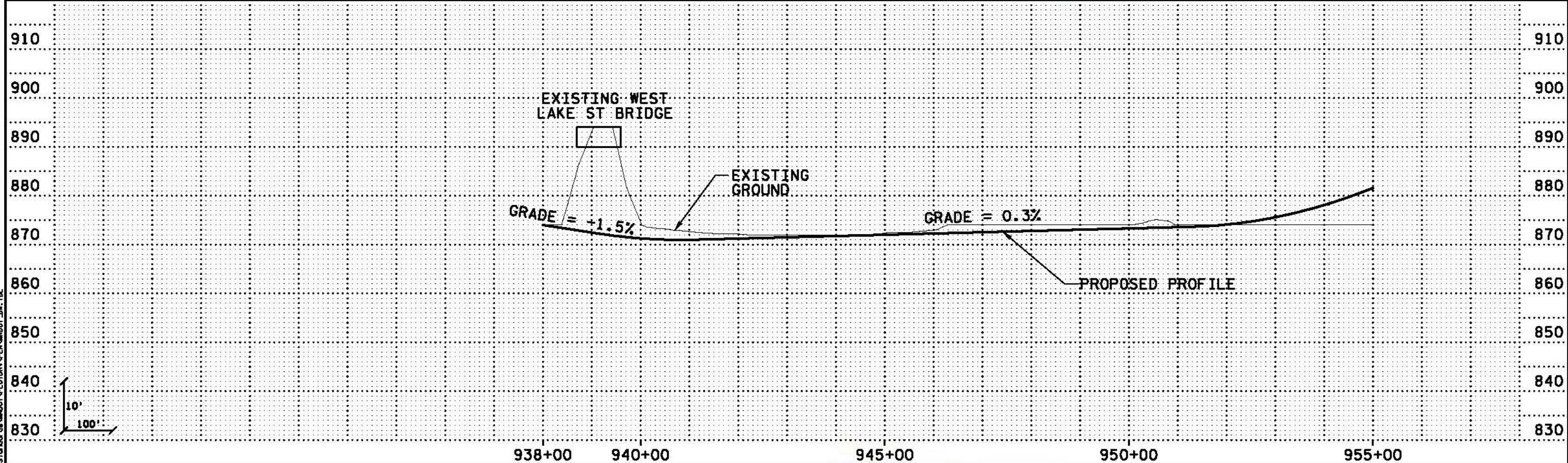
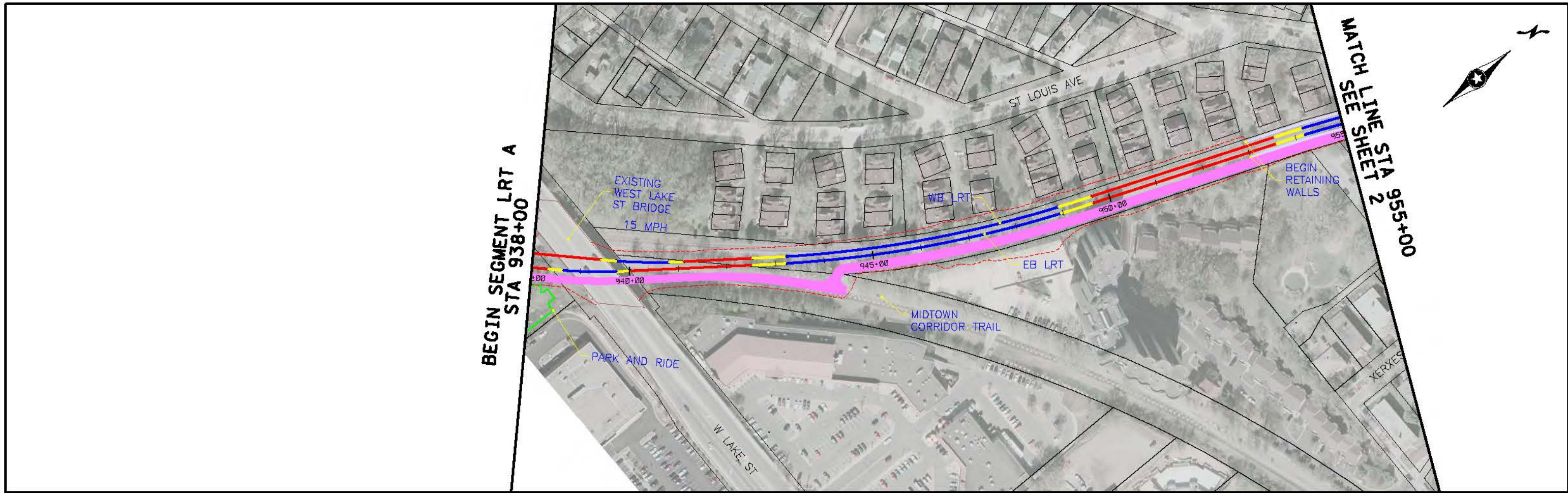
**PRELIMINARY
DRAFT
NOT FOR
CONSTRUCTION**



DRAWN BY	
DESIGNED BY	
CHECKED BY	
COMM. NO.	

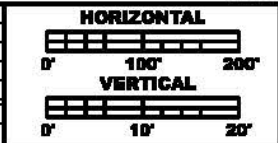
SOUTHWEST TRANSITWAY CONCEPTUAL DESIGN
 LRT ALTERNATIVE SEGMENT 4
 PLAN AND PROFILE
 STA: 916+00 - 937+89

**SHEET
10
OF
10**



3/25/05 PM
 5/18/2010
 ...SWT_HDR_K5_LRT_A_sht01_031010.dgn

NO	DATE	BY	CKD	APPR	REVISION



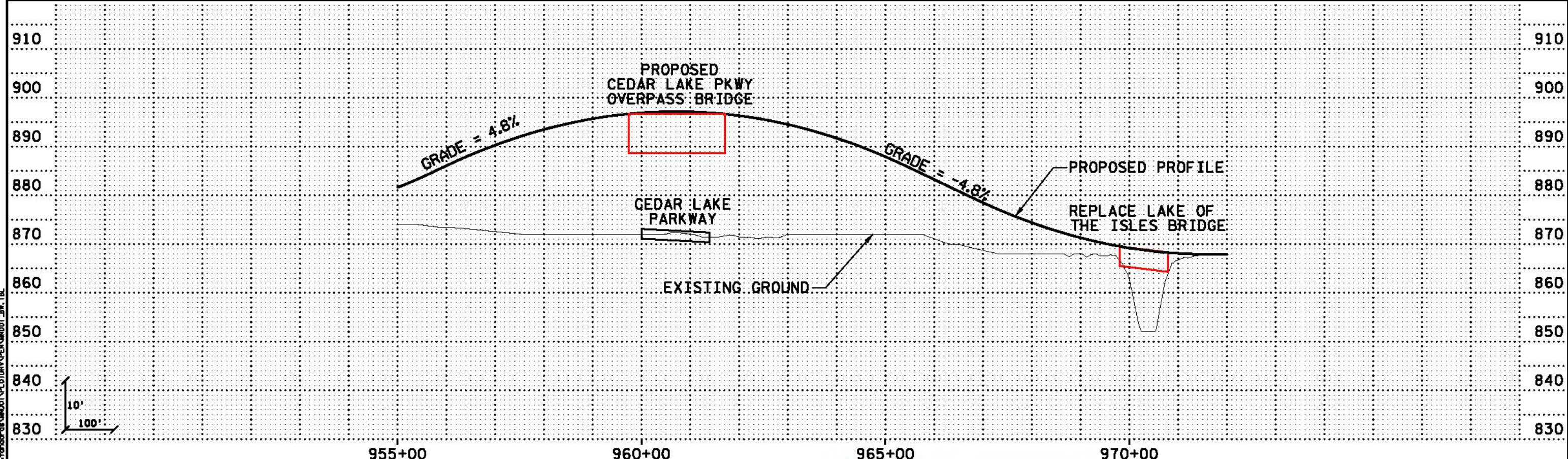

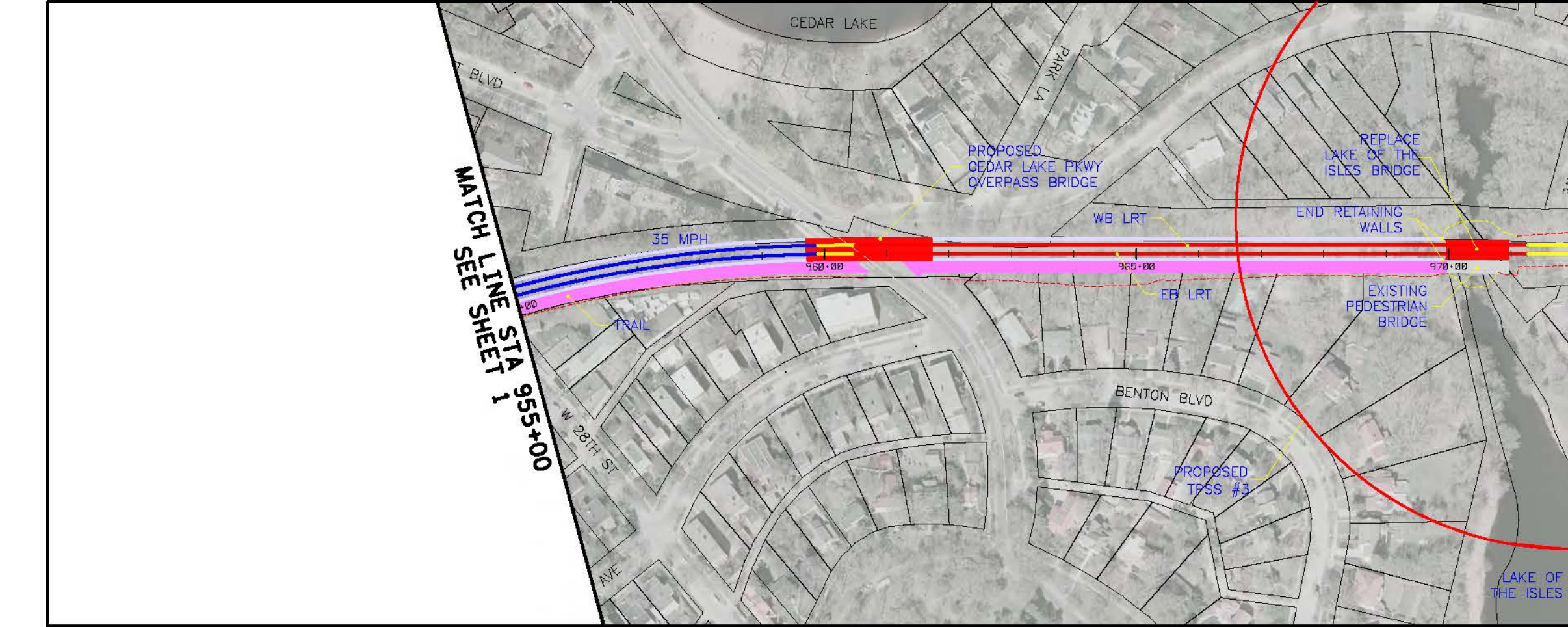
PRELIMINARY DRAFT NOT FOR CONSTRUCTION



DRAWN BY
DESIGNED BY
CHECKED BY
COMM. NO.

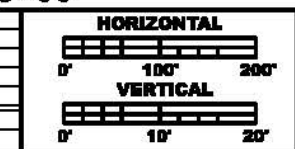
SOUTHWEST TRANSITWAY CONCEPTUAL DESIGN
LRT ALTERNATIVE SEGMENT A
PLAN AND PROFILE
STA: 938+00 - 955+00

SHEET 1 OF 10



2/13/2010 2:13:26 PM
 S:\Projects\2010\SWT\SWT_HDR_K5_LRT_A_sht02_031010.dgn
 ... \SWT_HDR_K5_LRT_A_sht02_031010.dgn

NO	DATE	BY	CHK	APPR	REVISION



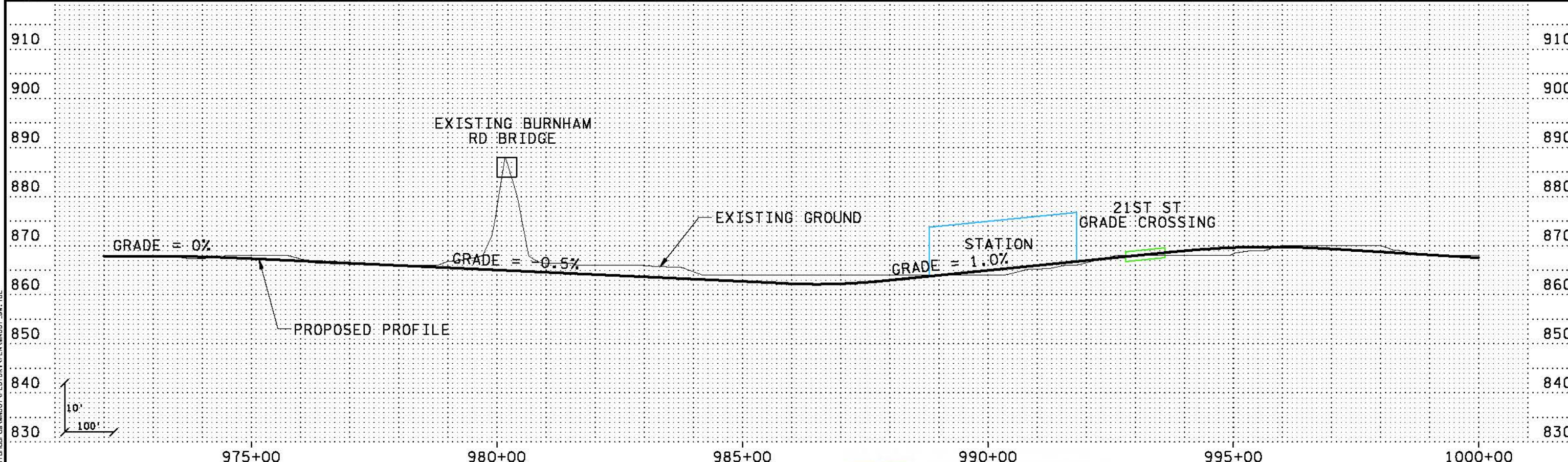
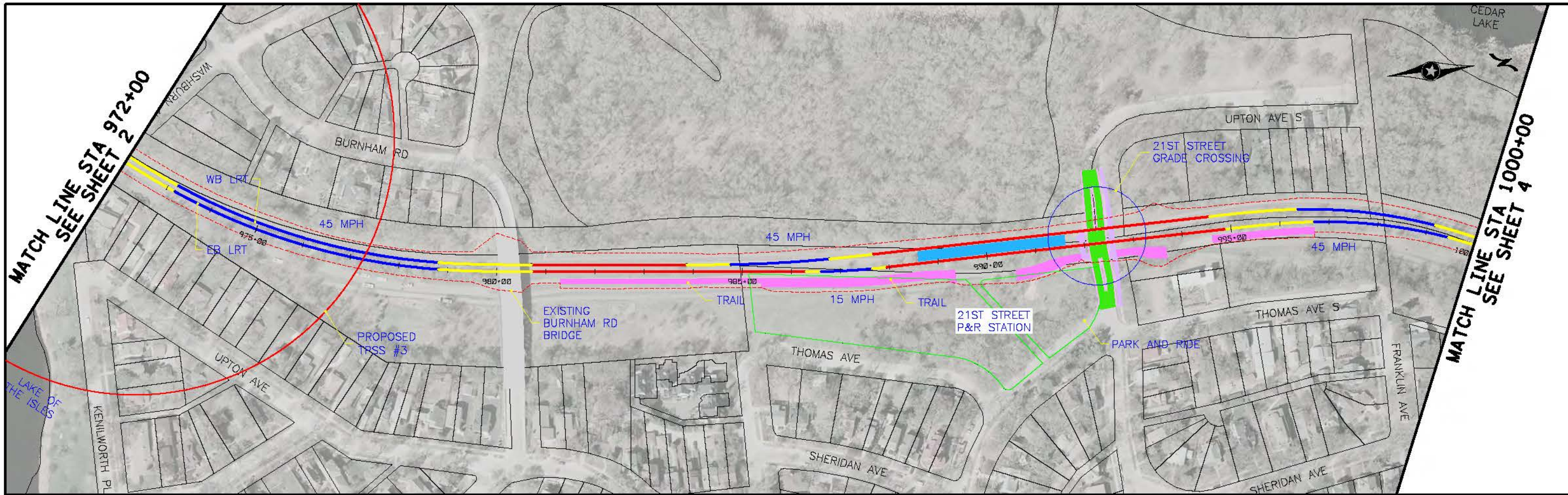
**PRELIMINARY
DRAFT
NOT FOR
CONSTRUCTION**



DRAWN BY
 DESIGNED BY
 CHECKED BY
 COMM. NO.

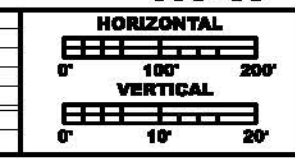
SOUTHWEST TRANSITWAY CONCEPTUAL DESIGN
LRT ALTERNATIVE SEGMENT A
PLAN AND PROFILE
STA: 955+00 - 972+00

**SHEET
2
OF
10**



3:30:57 PM
 5/18/2010
 \\pdx-srv3\necc\cas\l\m\proj\031010\031010.dgn
 ... \SWT_HDR_K5_LRT_A_bh103_031010.dgn

NO	DATE	BY	CHKD	APPR	REVISION



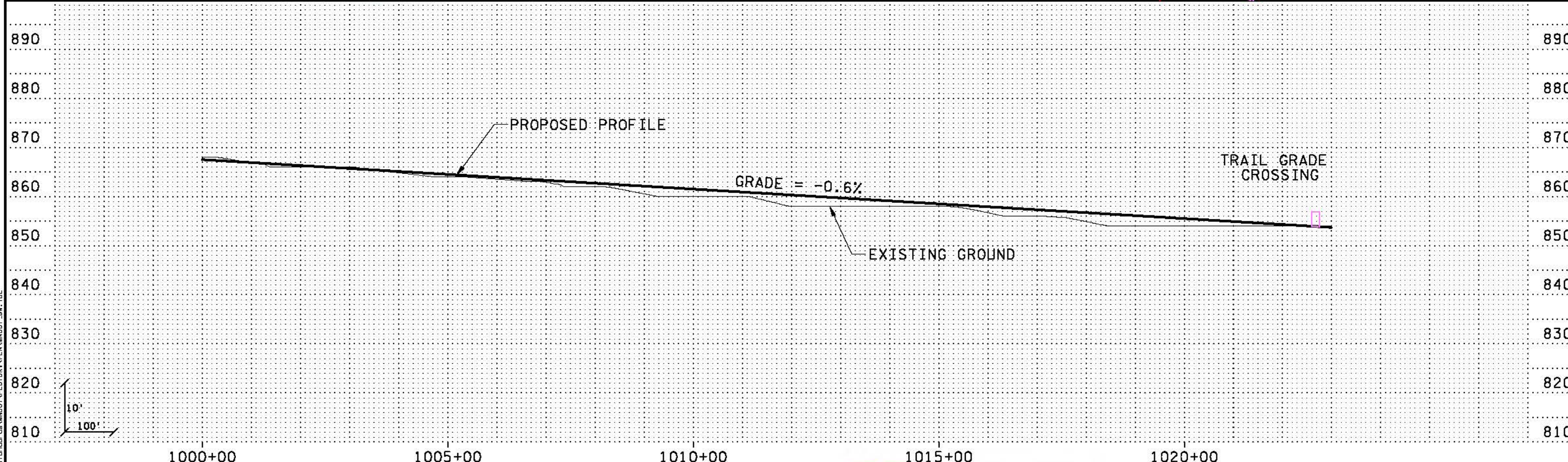
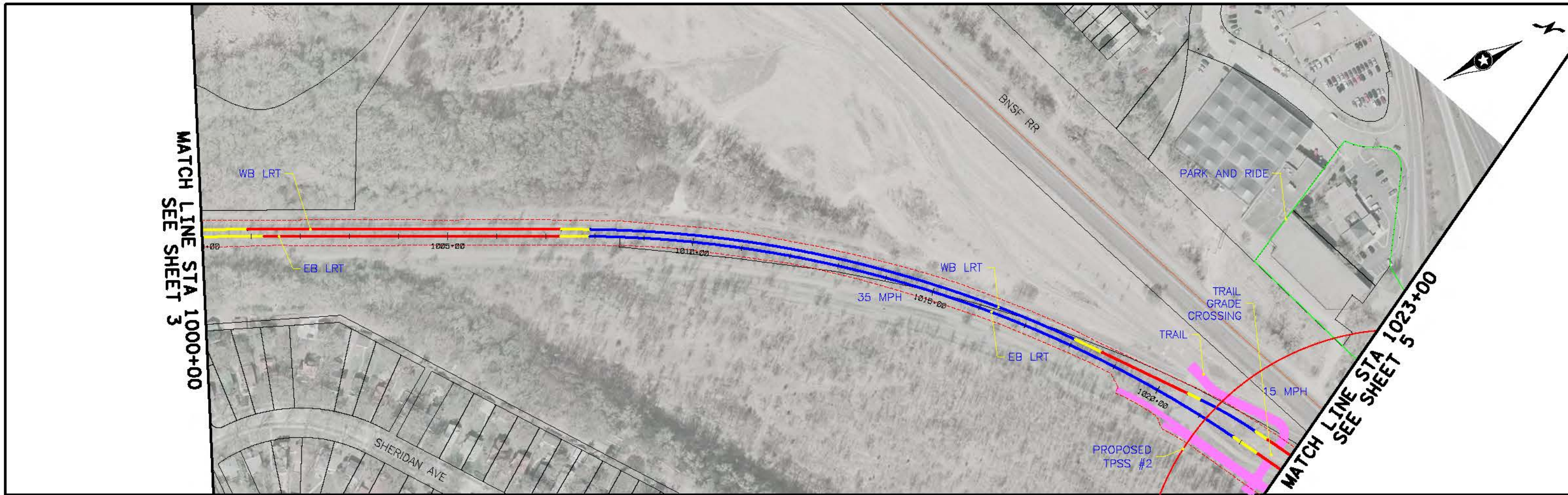
PRELIMINARY DRAFT NOT FOR CONSTRUCTION



DRAWN BY	
DESIGNED BY	
CHECKED BY	
COMM. NO.	

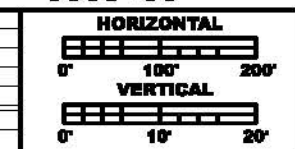
SOUTHWEST TRANSITWAY CONCEPTUAL DESIGN SHEET 3 OF 10

LRT ALTERNATIVE SEGMENT A
 PLAN AND PROFILE
 STA: 972+00 - 1000+00



2:23:00 PM
 5/18/2010
 \\PDK-9873\NECC\GIS\mxd\04\031010.dgn
 ... \SWT_HDR_K5_LRT_A_bht04_031010.dgn

NO.	DATE	BY	CHKD	APPR	REVISION



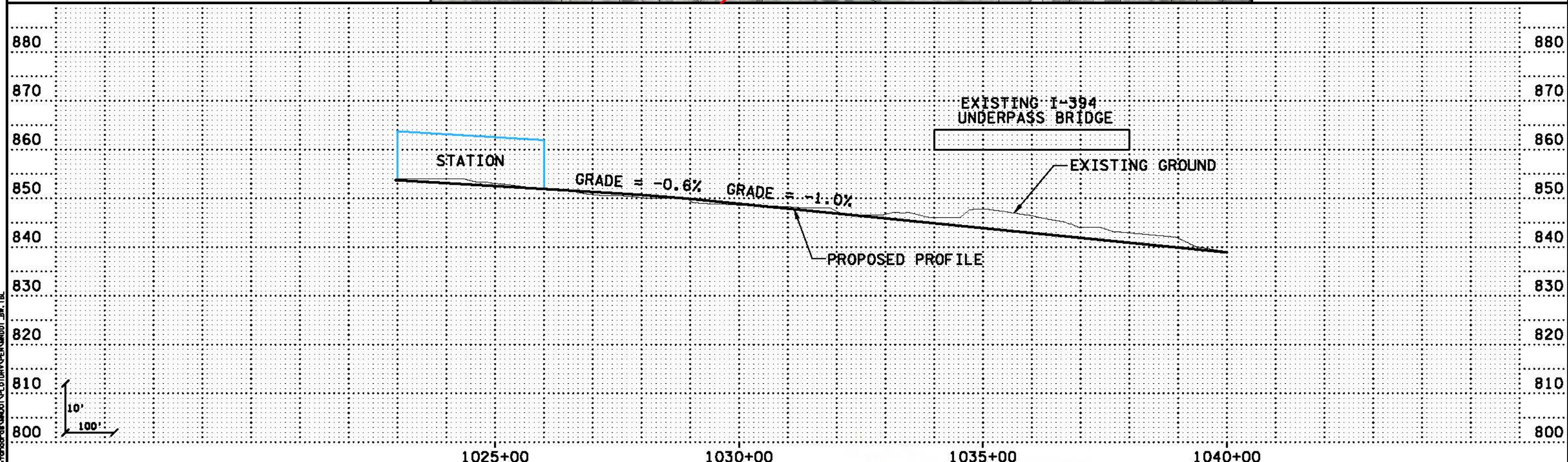
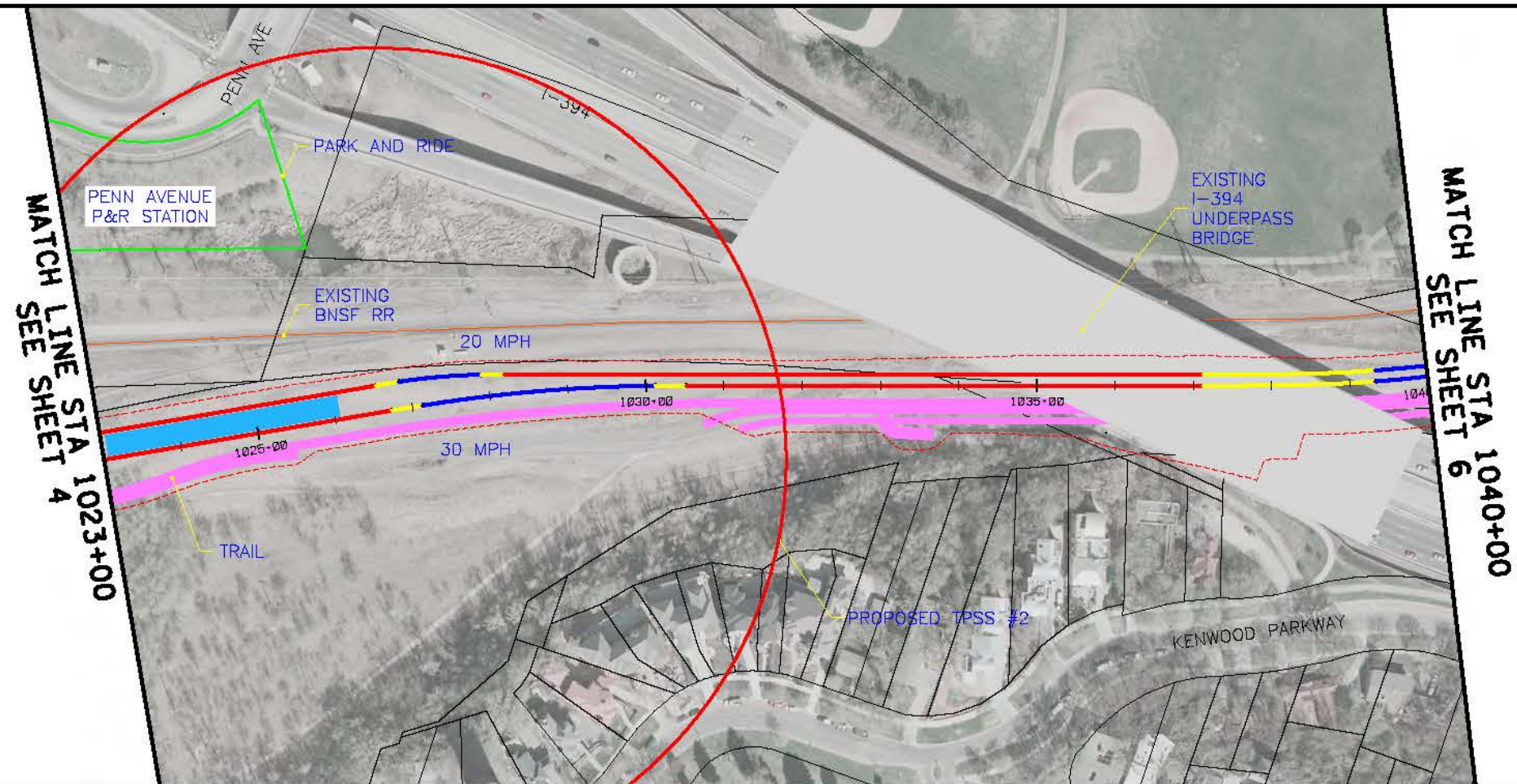
**PRELIMINARY
DRAFT
NOT FOR
CONSTRUCTION**



DRAWN BY	
DESIGNED BY	
CHECKED BY	
COMM. NO.	

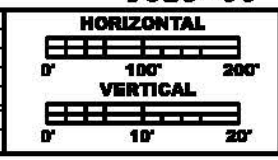
SOUTHWEST TRANSITWAY CONCEPTUAL DESIGN
 LRT ALTERNATIVE SEGMENT A
 PLAN AND PROFILE
 STA: 1000+00 - 1023+00

**SHEET
4
OF
10**



2/27/13 PM
 5/18/2010
 ... \SWT_HDR_K5_LRT_A_sht05_031010.dgn

NO	DATE	BY	CKD	APPR	REVISION



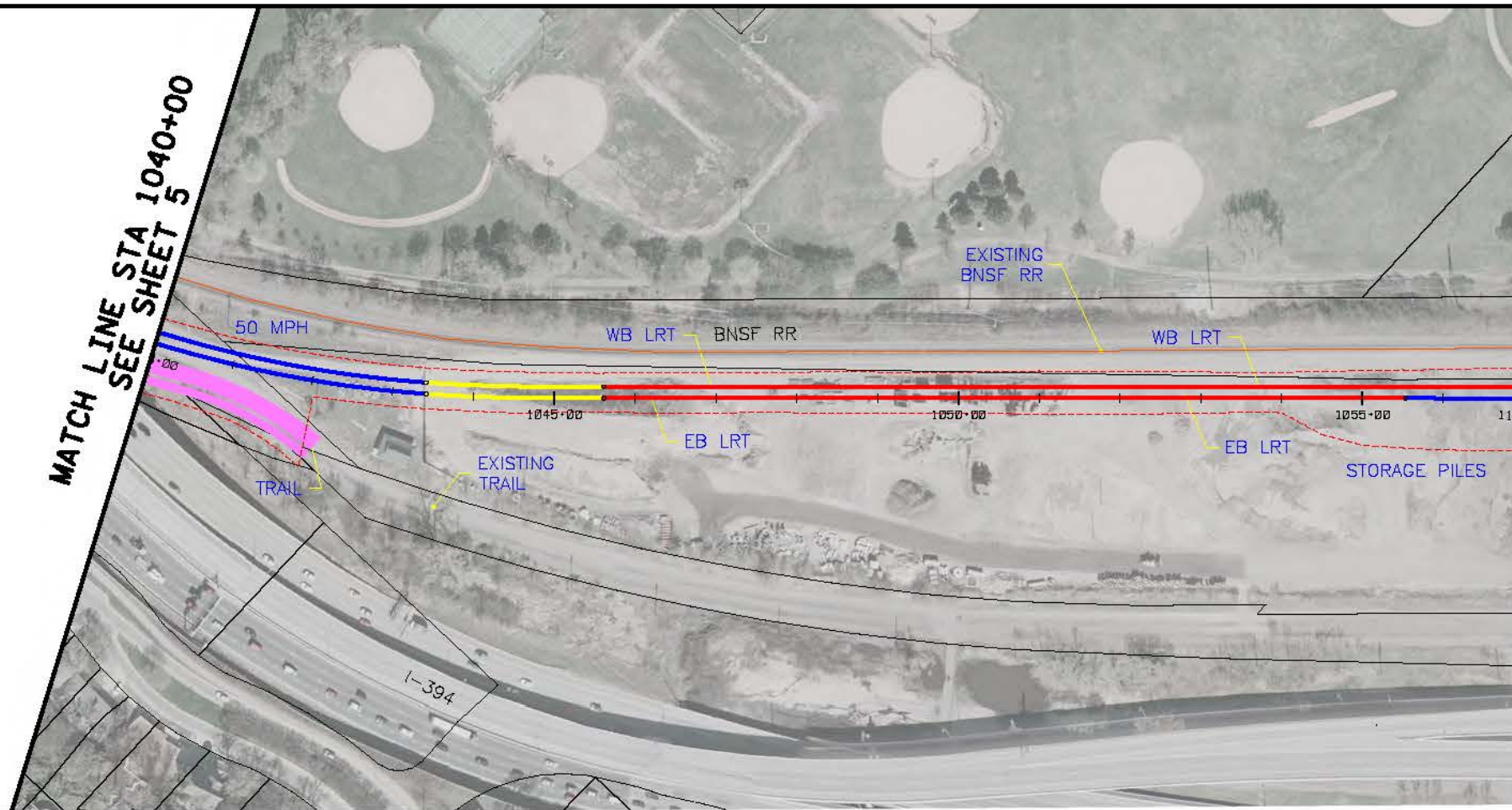
**PRELIMINARY
DRAFT
NOT FOR
CONSTRUCTION**



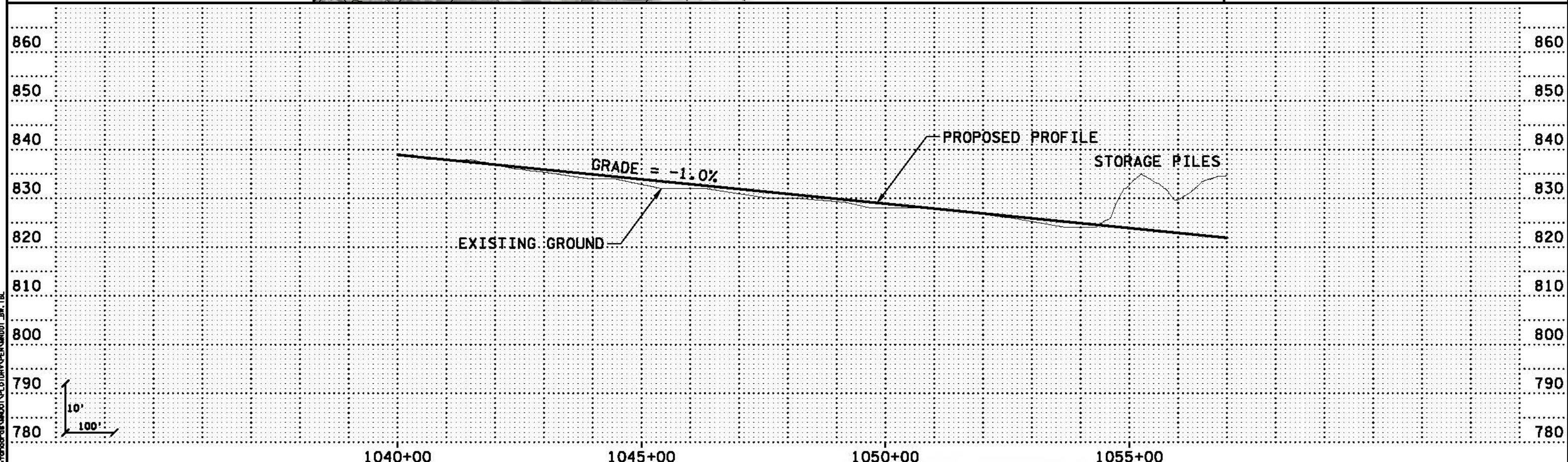

DRAWN BY
DESIGNED BY
CHECKED BY
COMM. NO.

SOUTHWEST TRANSITWAY CONCEPTUAL DESIGN SHEET
LRT ALTERNATIVE SEGMENT A 5
PLAN AND PROFILE OF
STA: 1023+00 - 1040+00 10

MATCH LINE STA 1040+00
SEE SHEET 5

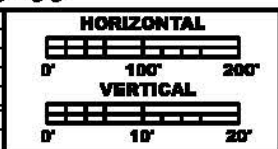


MATCH LINE STA 1057+00 = STA 1100+00
SEE SHEET 7



5/17/2010 5:07:03 PM
 ...\\SWT_HDR_K5_LRT_A_sht06_031010.dgn

NO	DATE	BY	CHK	APPR	REVISION



**PRELIMINARY
DRAFT
NOT FOR
CONSTRUCTION**



DRAWN BY
DESIGNED BY
CHECKED BY
COMM. NO.

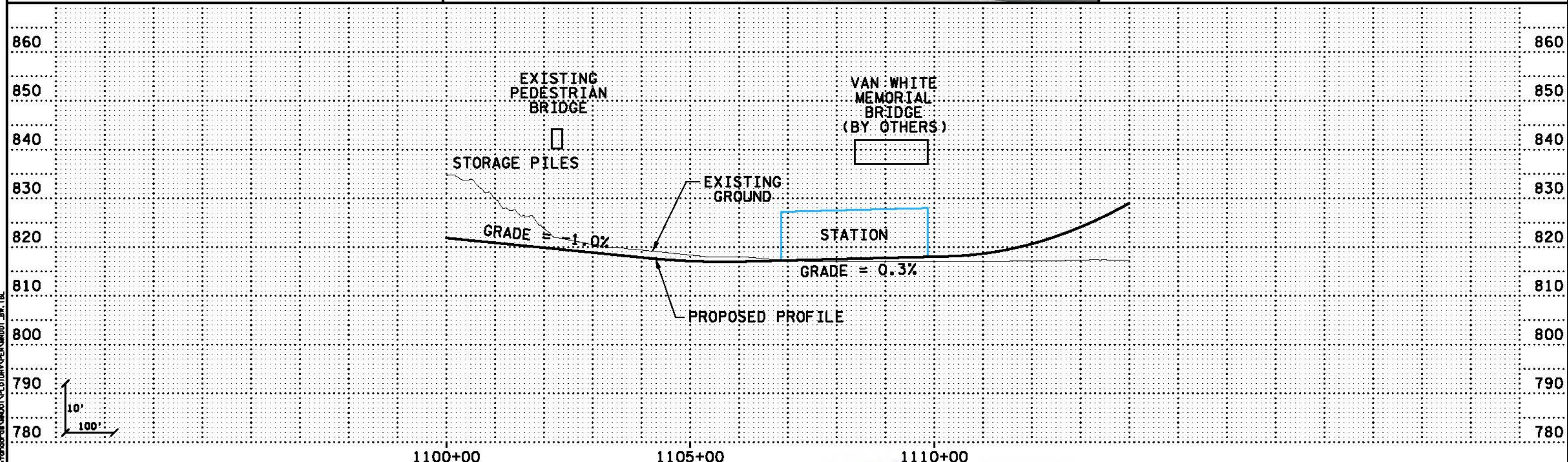
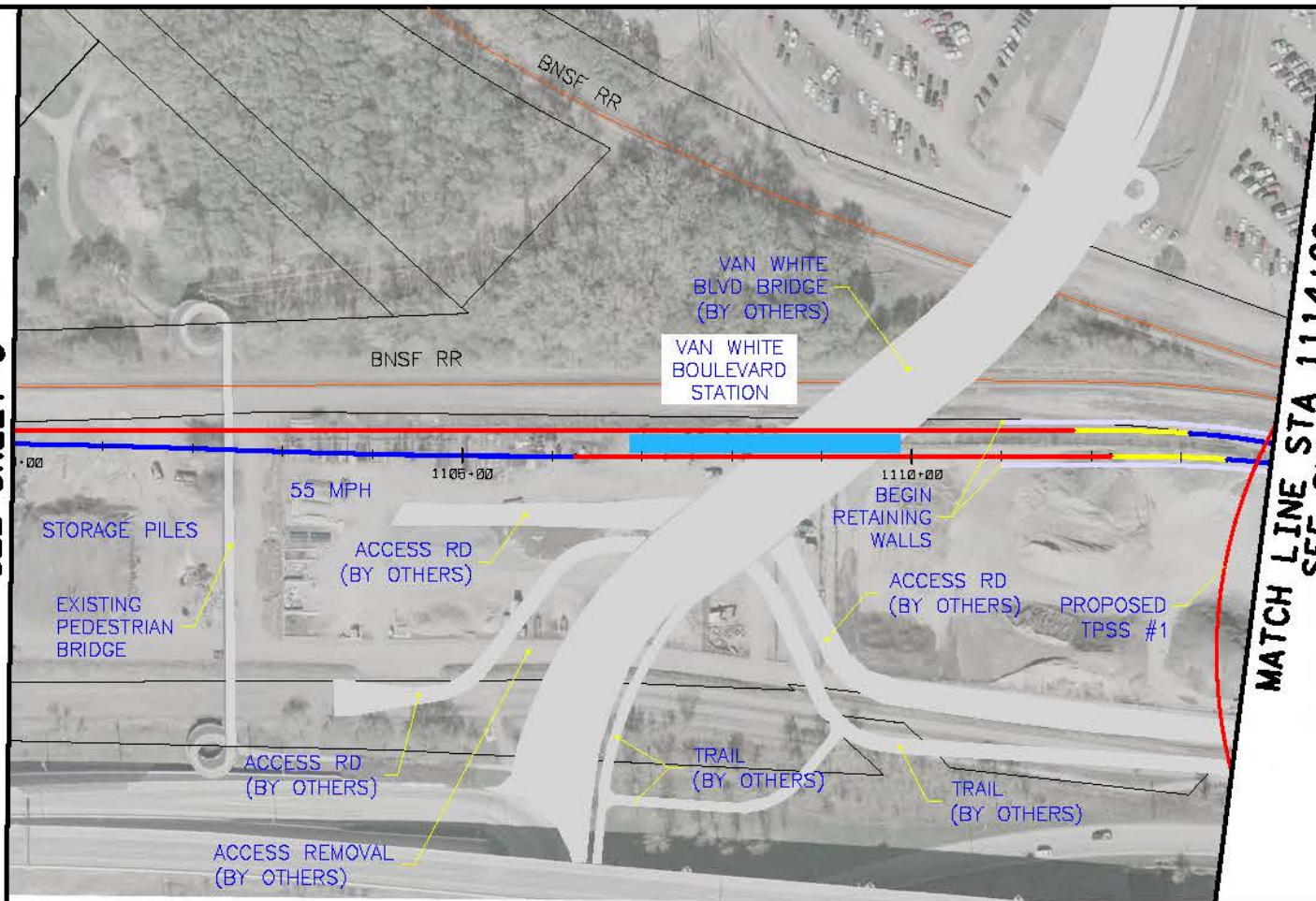
SOUTHWEST TRANSITWAY CONCEPTUAL DESIGN
LRT ALTERNATIVE SEGMENT A
PLAN AND PROFILE
STA: 1040+00 - 1057+00

**SHEET
6
OF
10**



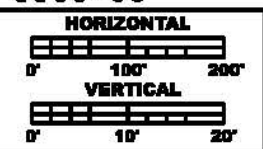
MATCH LINE STA 1100+00 = STA 1057+00
SEE SHEET 6

MATCH LINE STA 1114+00
SEE SHEET 8



2/21/2010 2:31:51 PM
 C:\SWT\HDR_K5_LRT_A_sht07_031010.dgn
 ... \SWT_HDR_K5_LRT_A_sht07_031010.dgn

NO	DATE	BY	CHK	APPR	REVISION



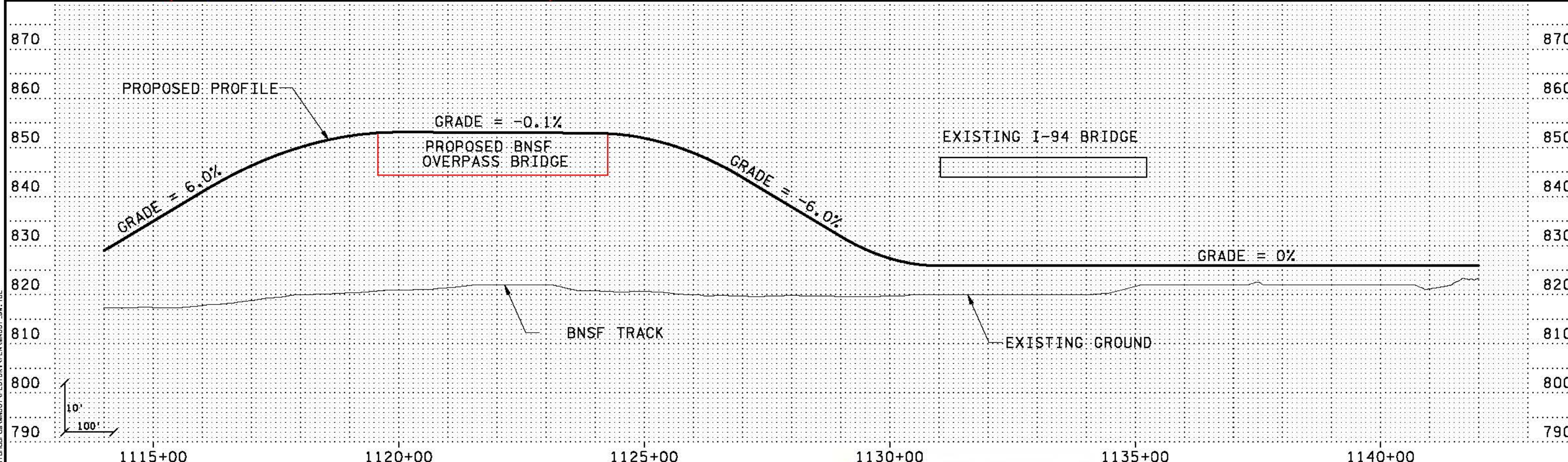
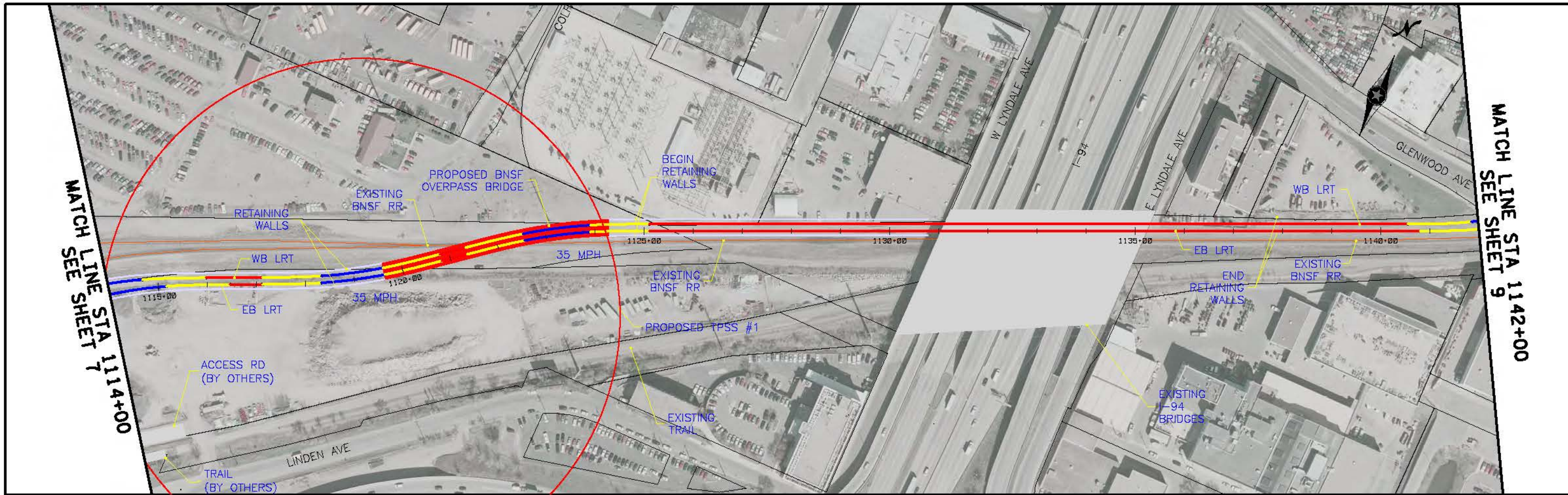
**PRELIMINARY
DRAFT
NOT FOR
CONSTRUCTION**



DRAWN BY
DESIGNED BY
CHECKED BY
COMM. NO.

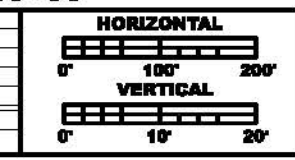
SOUTHWEST TRANSITWAY CONCEPTUAL DESIGN
LRT ALTERNATIVE SEGMENT A
PLAN AND PROFILE
STA: 1100+00 - 1114+00

**SHEET
7
OF
10**



2:41:33 PM
 5/18/2010
 \\PDR-SRVS-NECC\CCAS1\BENCH\GIS\MINDOT\PROJECTS\SWT\BK.TBL

NO	DATE	BY	CHKD	APPR	REVISION

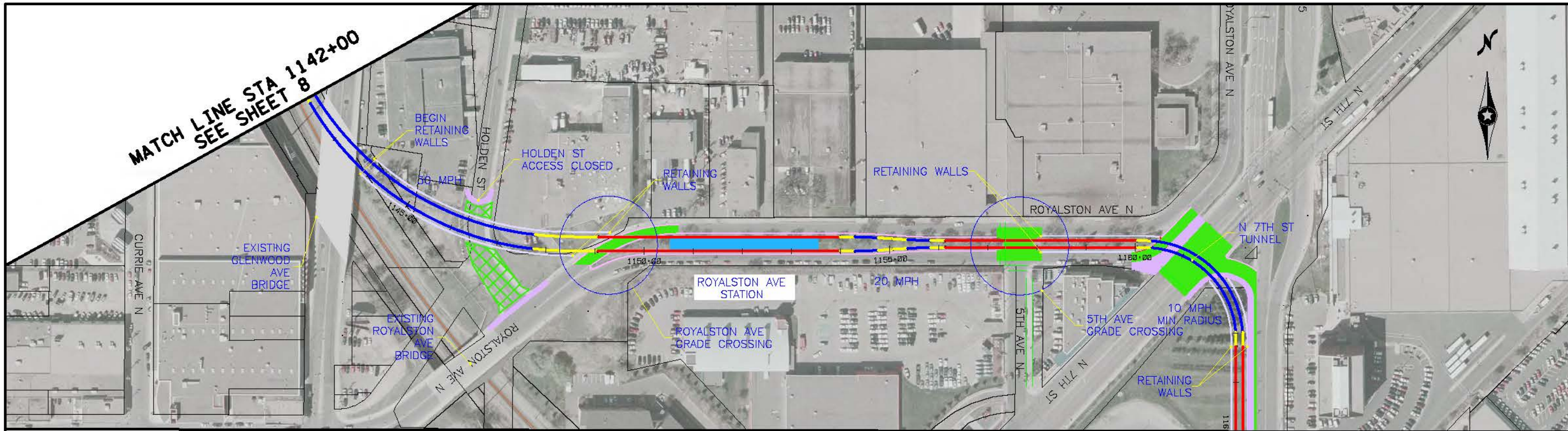


**PRELIMINARY
DRAFT
NOT FOR
CONSTRUCTION**



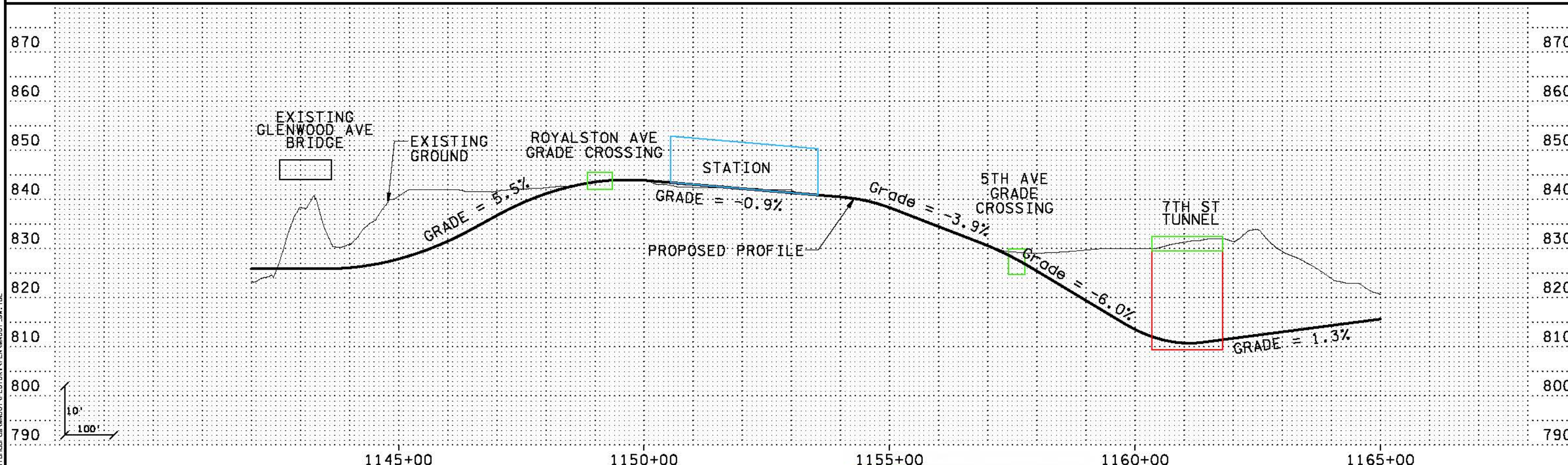
DRAWN BY
DESIGNED BY
CHECKED BY
COMM. NO.

SOUTHWEST TRANSITWAY CONCEPTUAL DESIGN		SHEET
LRT ALTERNATIVE SEGMENT A PLAN AND PROFILE		8
STA: 1114+00 - 1142+00		OF
		10



MATCH LINE STA 1142+00
SEE SHEET 8

MATCH LINE STA 1165+00
SEE SHEET 10



3:35:09 PM
 5/18/2010
 \\PDK-SRVS-NECC\cas1\server\GIS\PROJECTS\SWTRANSITWAY\CONCEPT\PLAN\H09_031010.dgn

NO	DATE	BY	CHKD	APPR	REVISION



**PRELIMINARY
DRAFT
NOT FOR
CONSTRUCTION**

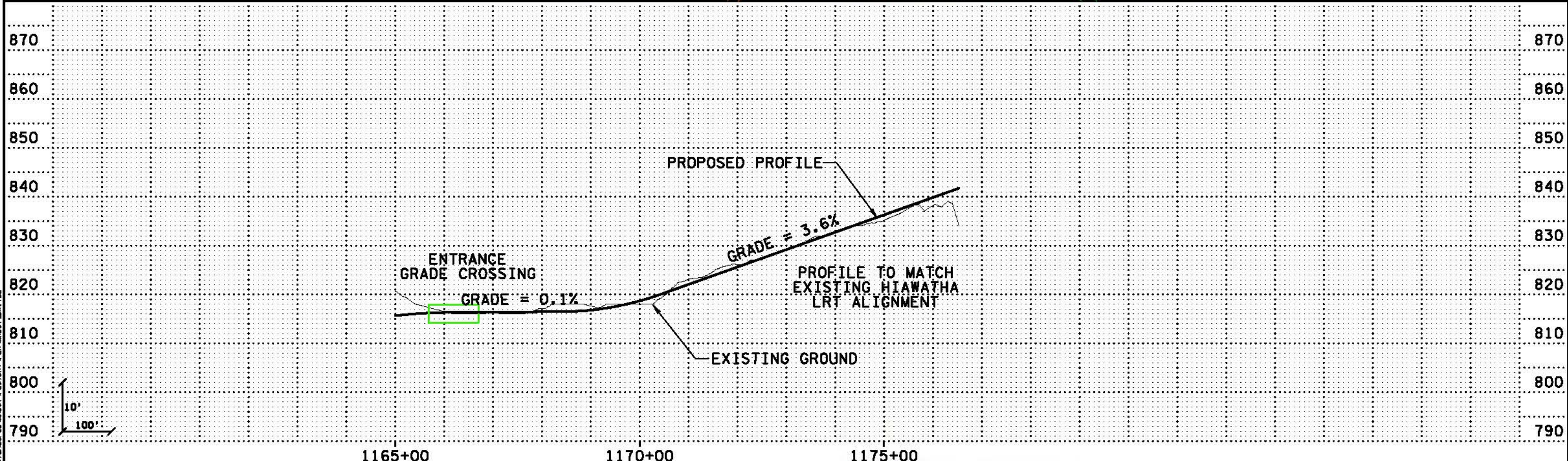
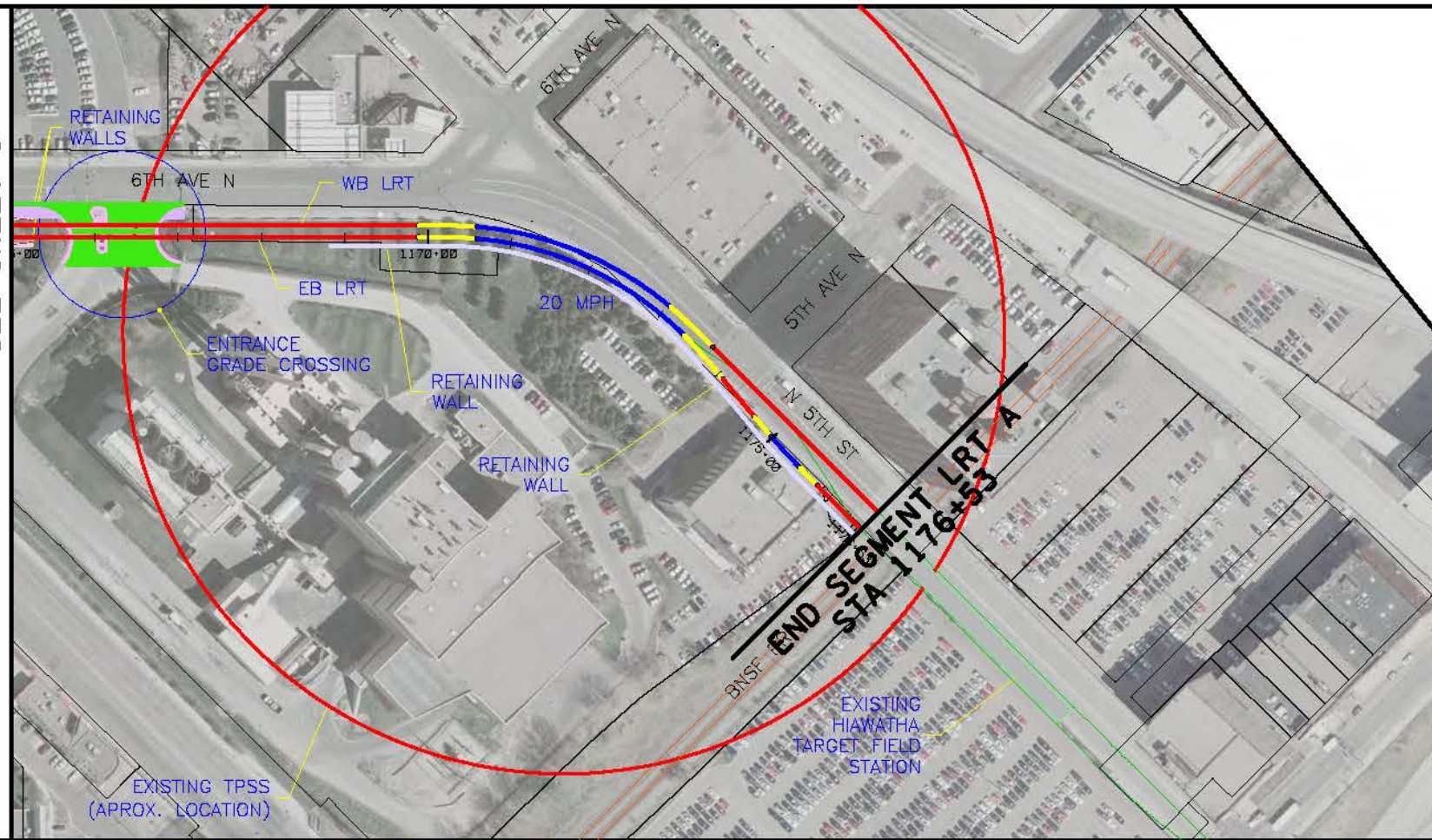


DRAWN BY
DESIGNED BY
CHECKED BY
COMM. NO.

SOUTHWEST TRANSITWAY CONCEPTUAL DESIGN
 LRT ALTERNATIVE SEGMENT A
 PLAN AND PROFILE
 STA: 1142+00 - 1165+00

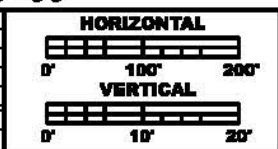
**SHEET
9
OF
10**

MATCH LINE STA 1165+00
SEE SHEET 9



5/17/2010 5:26:33 PM
 ...\\SWT_HDR_K5_LRT_A_sht10_031010.dgn

NO.	DATE	BY	CHK	APPR	REVISION



**PRELIMINARY
DRAFT
NOT FOR
CONSTRUCTION**

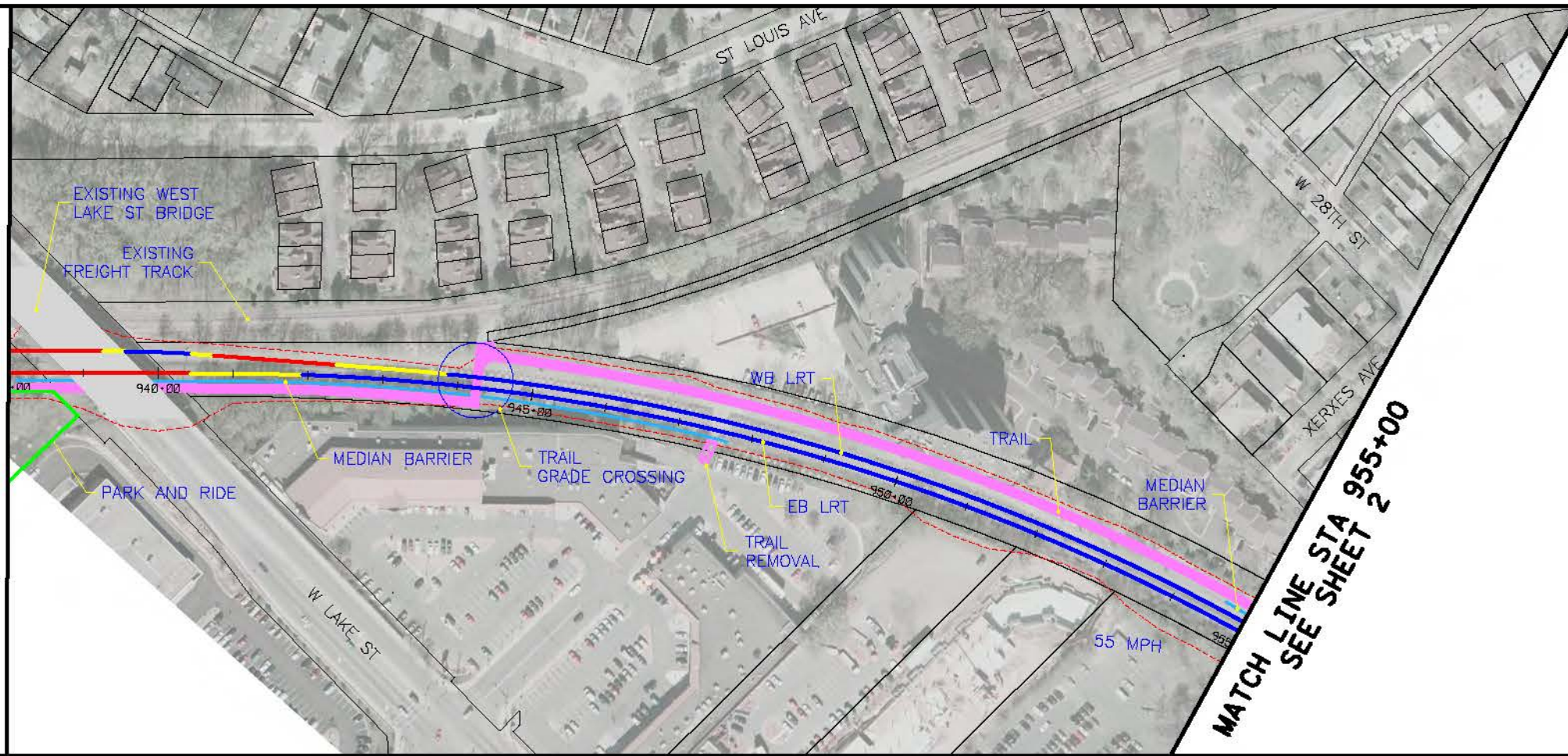


DRAWN BY
DESIGNED BY
CHECKED BY
COMM. NO.

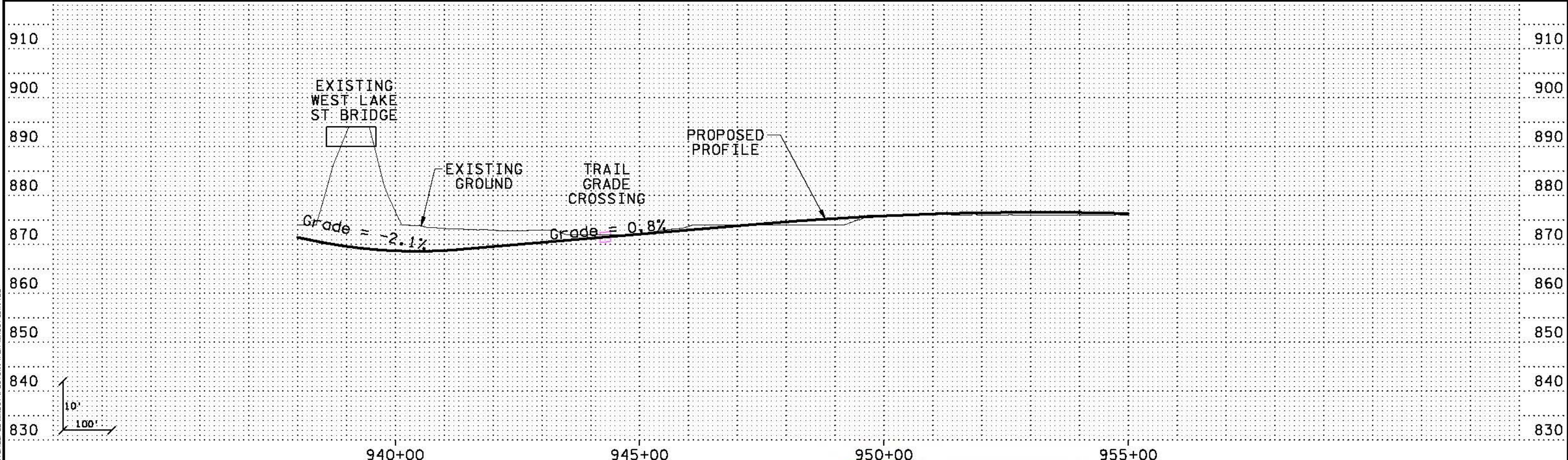
SOUTHWEST TRANSITWAY CONCEPTUAL DESIGN
LRT ALTERNATIVE SEGMENT A
PLAN AND PROFILE
 STA: 1165+00 - 1176+53

**SHEET
10
OF
10**

BEGIN SEGMENT LRT C-1
STA 938+00




MATCH LINE STA 955+00
SEE SHEET 2



8/17/2010 5:30:28 PM
 \\PDK-SRVS-NECC\GIS\PROJECTS\SWTRANSITWAY\CONCEPT\PLAN\HORIZONTAL_PLOT\HORIZONTAL_PLOT.dgn
 ... \SWT_HDR_K5_LRT_C-1_ght01_031010.dgn

NO.	DATE	BY	CHKD	APPR	REVISION

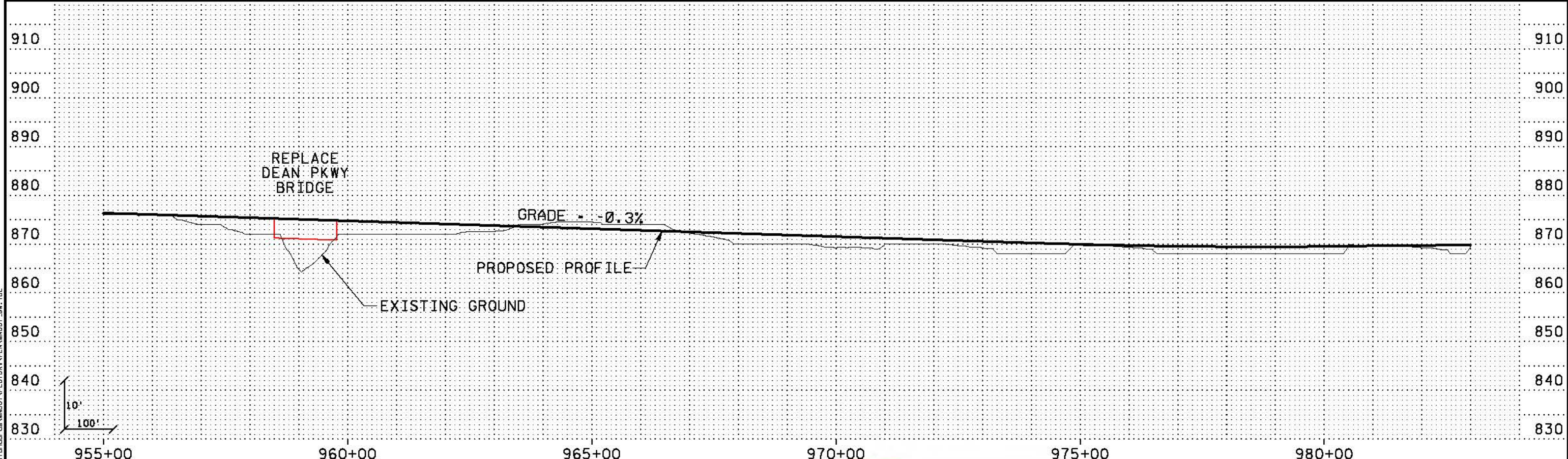
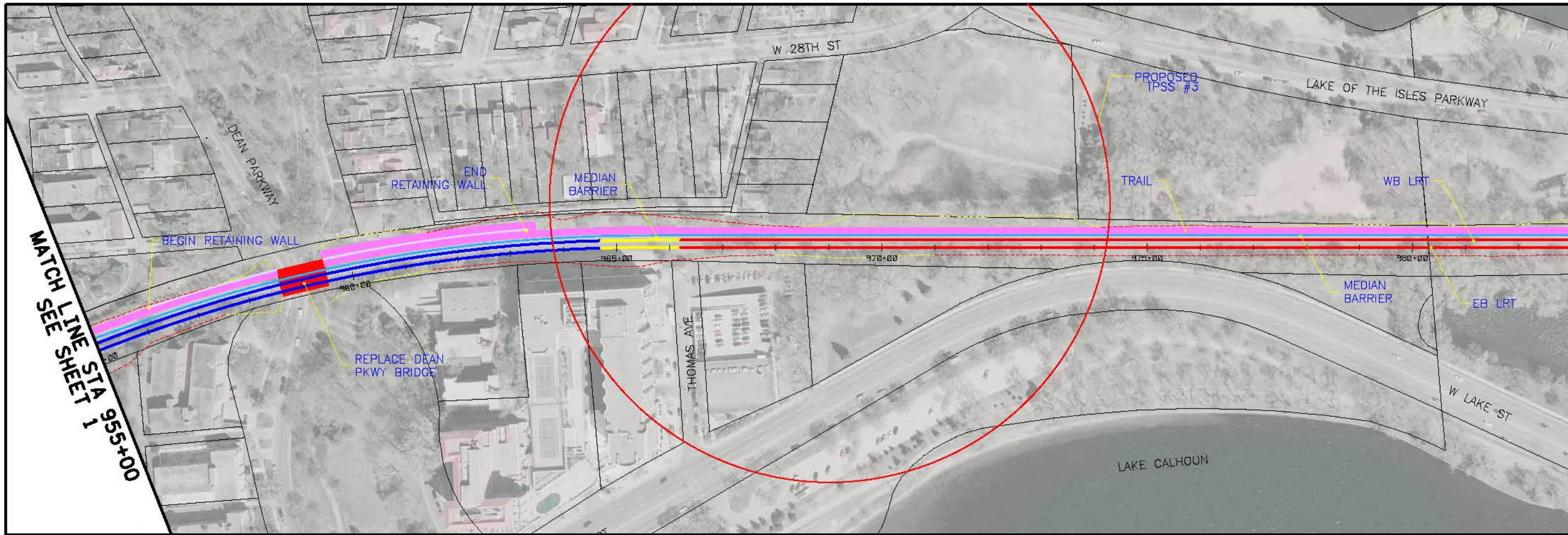


**PRELIMINARY
DRAFT
NOT FOR
CONSTRUCTION**



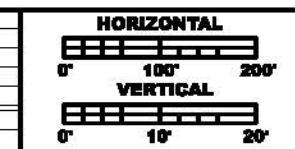
DRAWN BY	
DESIGNED BY	
CHECKED BY	
COMM. NO.	

SOUTHWEST TRANSITWAY CONCEPTUAL DESIGN		SHEET
LRT ALTERNATIVE SEGMENT C-1		1
PLAN AND PROFILE		OF
STA: 938+00 - 955+00		11



8/24/12 8:34:54 PM
 C:\projects\SWT\HDR\K5_LRT_C-1_ght02_031010.dgn
 ... \SWT_HDR_K5_LRT_C-1_ght02_031010.dgn

NO	DATE	BY	CHKD	APPR	REVISION

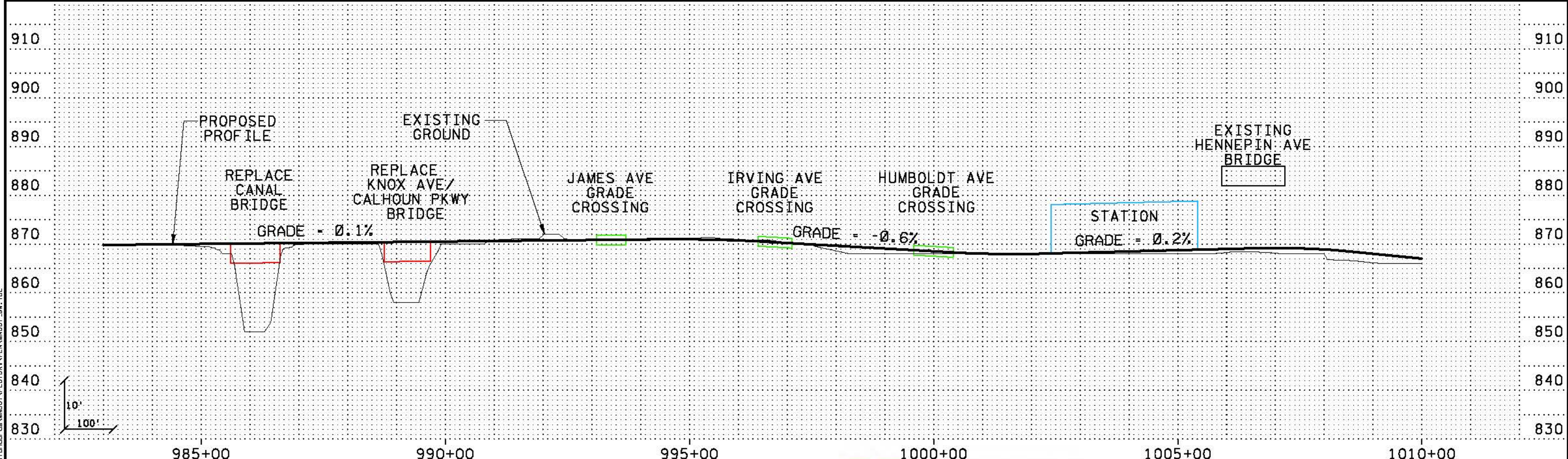


PRELIMINARY DRAFT NOT FOR CONSTRUCTION



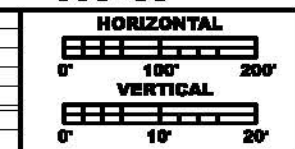
DRAWN BY	
DESIGNED BY	
CHECKED BY	
COMM. NO.	

SOUTHWEST TRANSITWAY CONCEPTUAL DESIGN		SHEET 2 OF 11
LRT ALTERNATIVE SEGMENT C-1 PLAN AND PROFILE STA: 955+00 - 983+00		



8/21/2010 5:38:52 PM
 C:\projects\SWT\HDR\K5_LRT_C-1\gh103_031010.dgn
 ... \SWT_HDR_K5_LRT_C-1_gh103_031010.dgn

NO	DATE	BY	CKD	APPR	REVISION



PRELIMINARY DRAFT NOT FOR CONSTRUCTION



DRAWN BY	
DESIGNED BY	
CHECKED BY	
COMM. NO.	

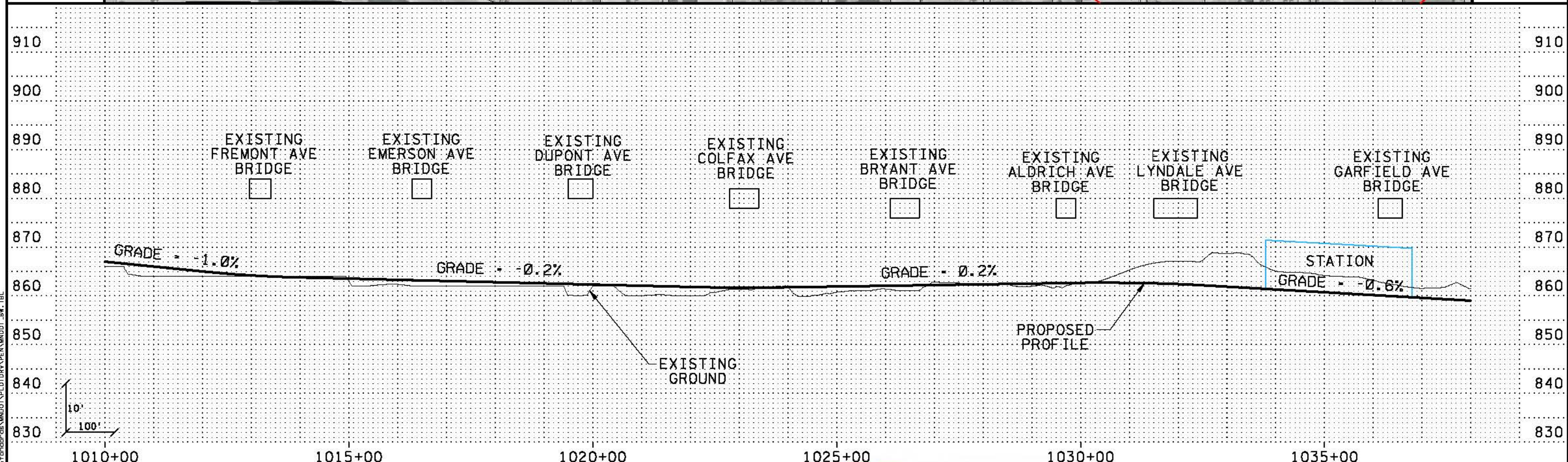
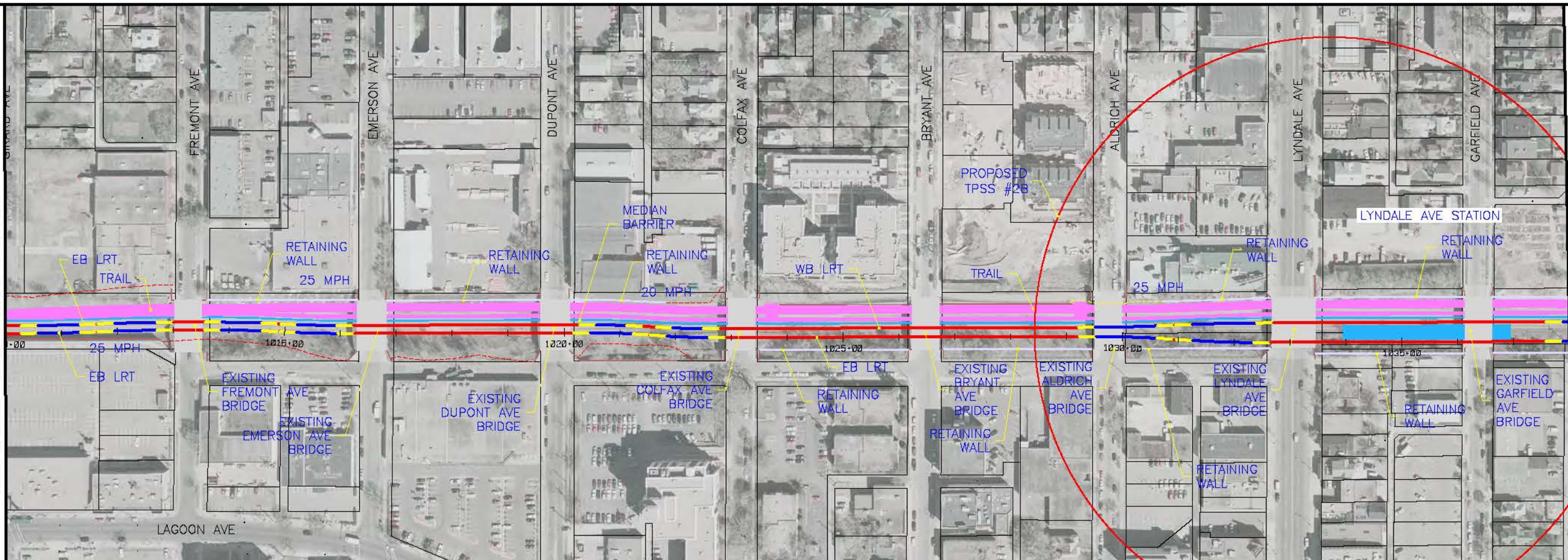
SOUTHWEST TRANSITWAY CONCEPTUAL DESIGN
 LRT ALTERNATIVE SEGMENT C-1
 PLAN AND PROFILE
 STA: 983+00 - 1010+00

SHEET 3 OF 11



MATCH LINE STA 1010+00
SEE SHEET 3

MATCH LINE STA 1038+00
SEE SHEET 5



Kschultz
 8:43:05 PM
 5/17/2010
 \\pdx-srv3\projects\1038+00\SWT\1038+00\1038+00.dgn

NO	DATE	BY	CHKD	APPR	REVISION



**PRELIMINARY
DRAFT
NOT FOR
CONSTRUCTION**



DRAWN BY	
DESIGNED BY	
CHECKED BY	
COMM. NO.	

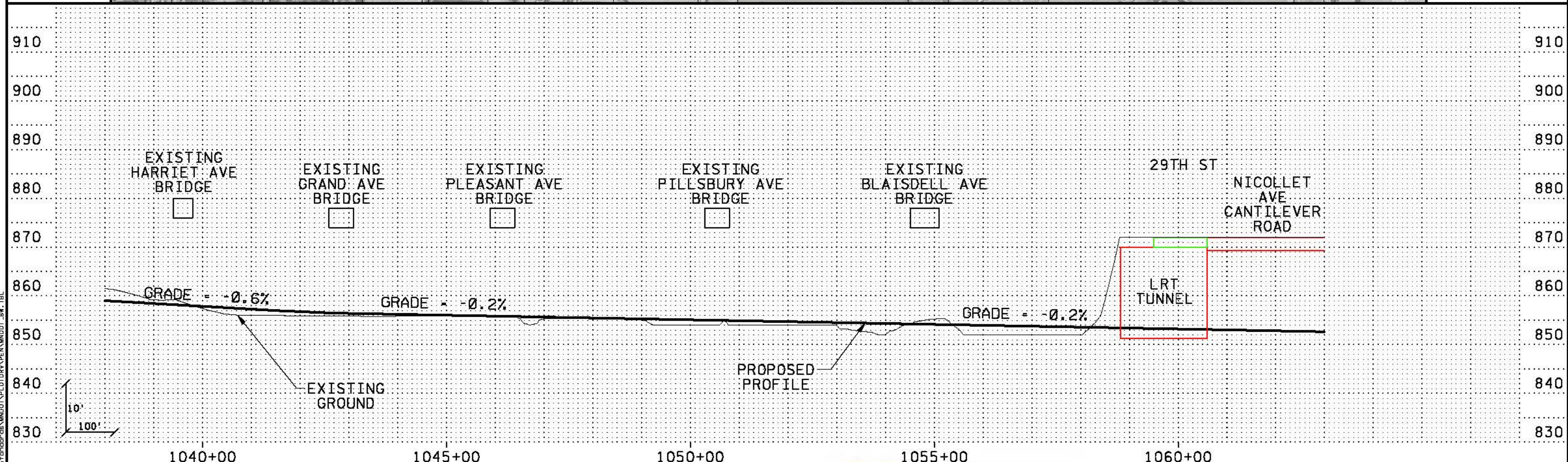
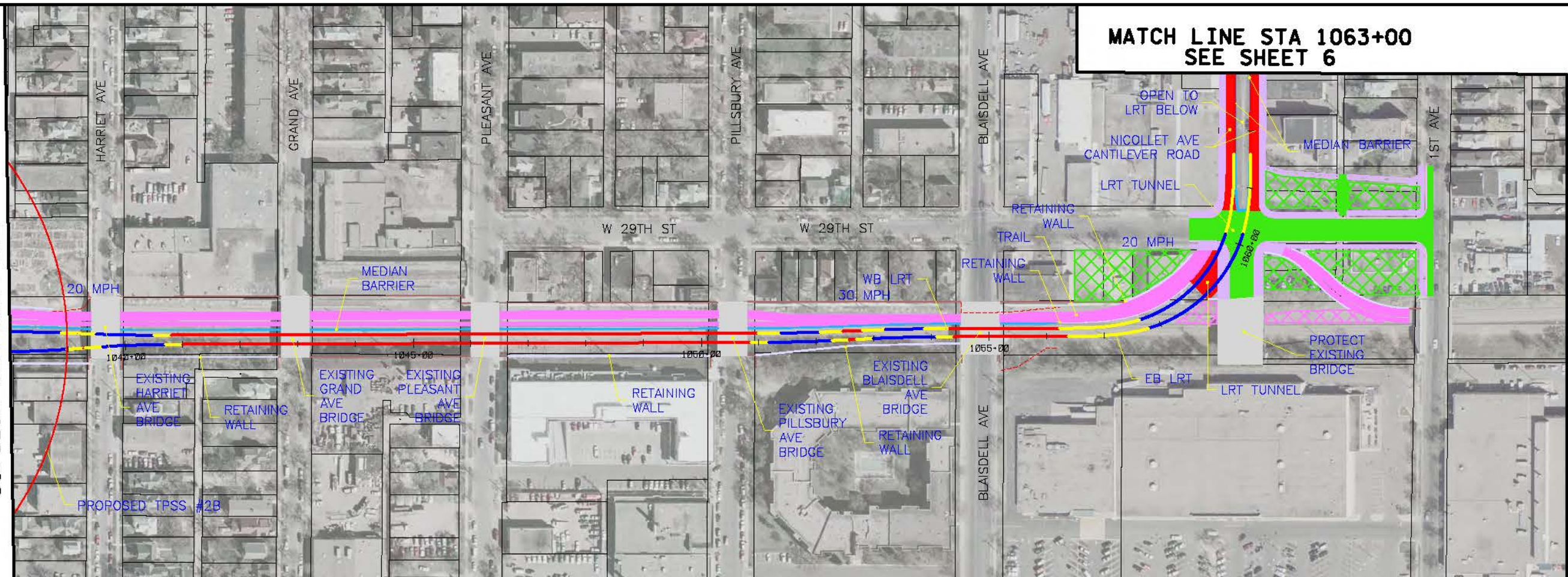
SOUTHWEST TRANSITWAY CONCEPTUAL DESIGN
 LRT ALTERNATIVE SEGMENT C-1
 PLAN AND PROFILE
 STA: 1010+00 - 1038+00

**SHEET
4
OF
11**

MATCH LINE STA 1063+00
SEE SHEET 6




MATCH LINE STA 1038+00
SEE SHEET 4



8/17/2010 3:45:54 PM
 \\p01\shared\GIS\Projects\SWT\SWT_HDR_K5_LRT_C-1_gh105_031010.dgn
 ...LSWT_HDR_K5_LRT_C-1_gh105_031010.dgn

NO	DATE	BY	CHKD	APPR	REVISION



**PRELIMINARY
DRAFT
NOT FOR
CONSTRUCTION**



DRAWN BY	
DESIGNED BY	
CHECKED BY	
COMM. NO.	

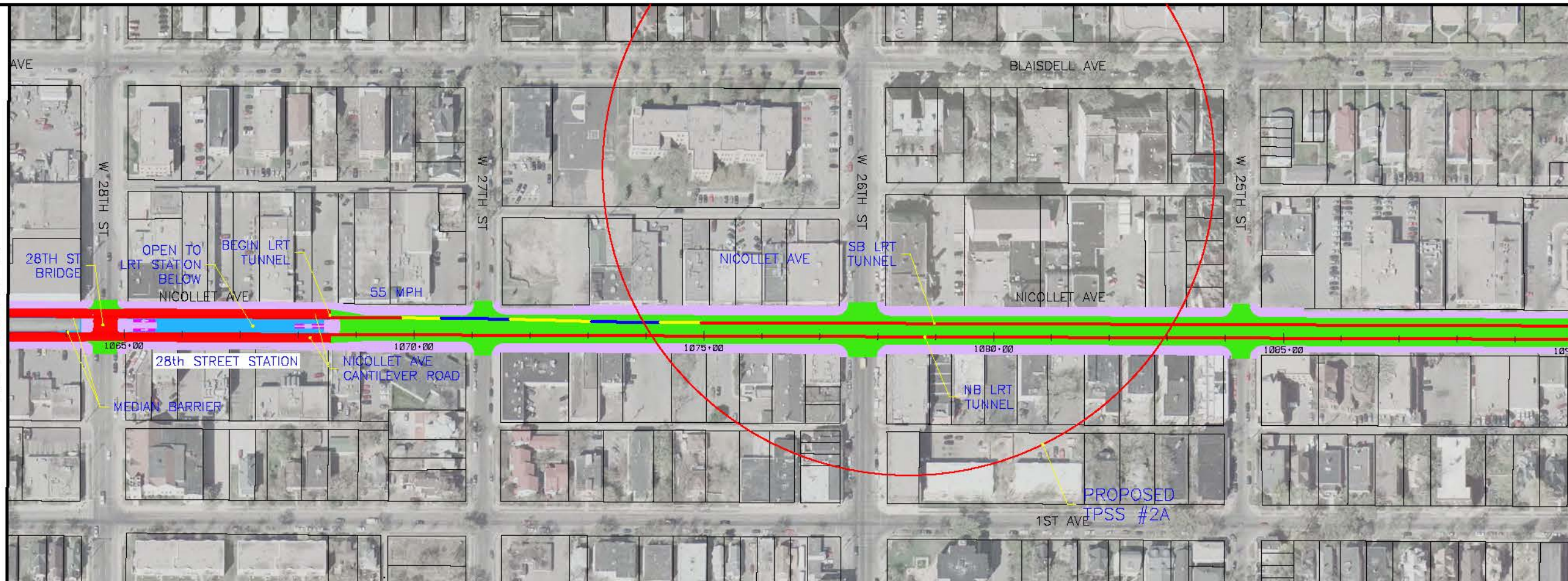
SOUTHWEST TRANSITWAY CONCEPTUAL DESIGN
 LRT ALTERNATIVE SEGMENT C-1
 PLAN AND PROFILE
 STA: 1038+00 - 1063+00

**SHEET
5
OF
11**



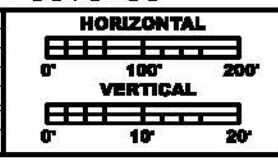
MATCH LINE STA 1063+00
SEE SHEET 5

MATCH LINE STA 1090+00
SEE SHEET 7



8/17/2010 5:53:29 PM
C:\projects\SWTRANSITWAY\CONCEPTUAL DESIGN\DRAWINGS\PLAN AND PROFILE\...
...LSWT_HDR_K5_LRT_C-1_gh105_031010.dgn

NO.	DATE	BY	CHKD	APPR	REVISION



PRELIMINARY DRAFT NOT FOR CONSTRUCTION



DRAWN BY
DESIGNED BY
CHECKED BY
COMM. NO.

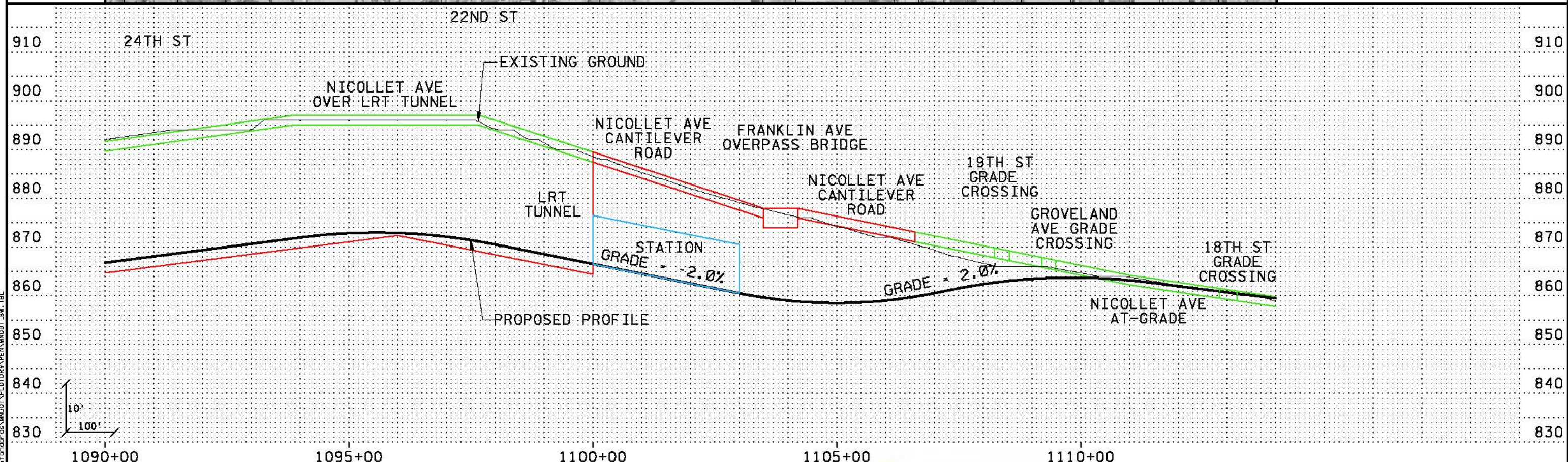
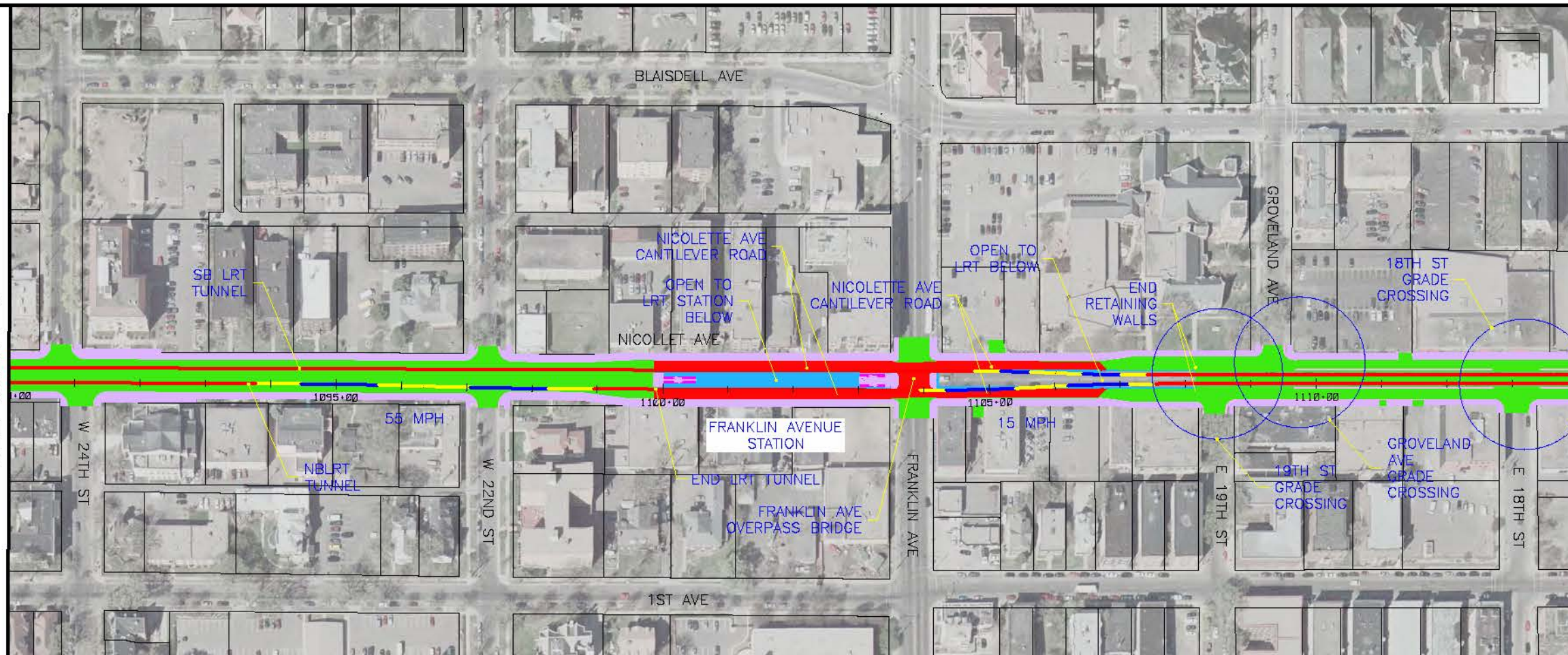
SOUTHWEST TRANSITWAY CONCEPTUAL DESIGN
LRT ALTERNATIVE SEGMENT C-1
PLAN AND PROFILE
STA: 1063+00 - 1090+00

SHEET 6 OF 11



MATCH LINE STA 1090+00
SEE SHEET 6

MATCH LINE STA 1114+00
SEE SHEET 8



8/21/2010 3:55:15 PM
 S:\17\2010\SWT\HDR_K5_LRT_C-1_gh107_031010.dgn
 ... \SWT_HDR_K5_LRT_C-1_gh107_031010.dgn

NO.	DATE	BY	CHKD	APPR	REVISION



**PRELIMINARY
DRAFT
NOT FOR
CONSTRUCTION**

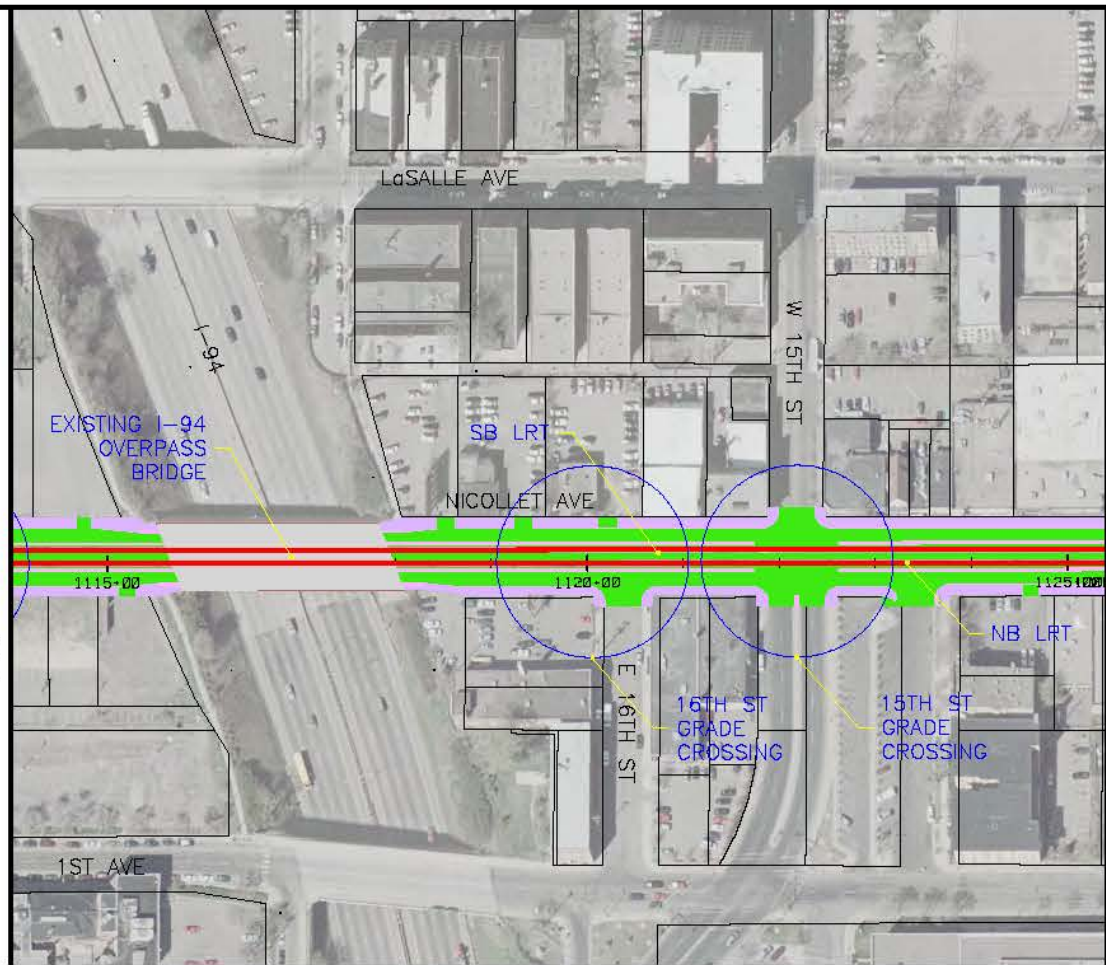


DRAWN BY	
DESIGNED BY	
CHECKED BY	
COMM. NO.	

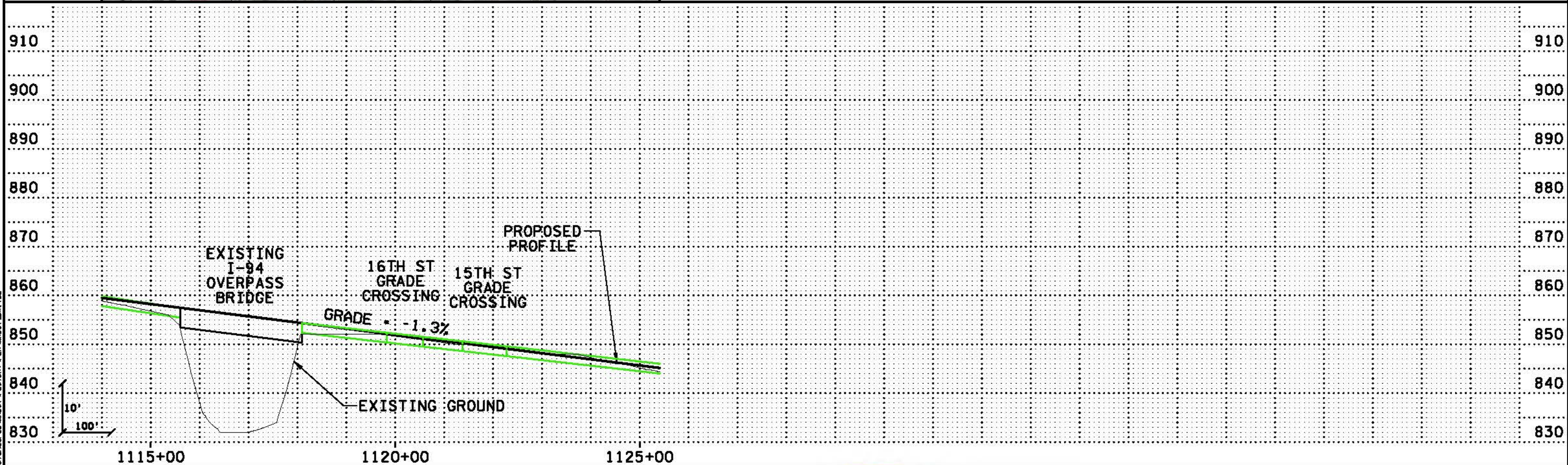
SOUTHWEST TRANSITWAY CONCEPTUAL DESIGN
 LRT ALTERNATIVE SEGMENT C-1
 PLAN AND PROFILE
 STA: 1090+00 - 1114+00

**SHEET
7
OF
11**

MATCH LINE STA 1114+00
SEE SHEET 7

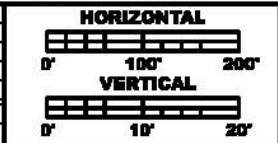


END SEGMENT LRT C-1
STA 1125+41



6/10/13 5:00 PM
 5/17/2010
 ... \SWT_HDR_K5_LRT_C-1.sh108_031010.dgn

NO	DATE	BY	CHK	APPR	REVISION



**PRELIMINARY
DRAFT
NOT FOR
CONSTRUCTION**



DRAWN BY
DESIGNED BY
CHECKED BY
COMM. NO.

SOUTHWEST TRANSITWAY CONCEPTUAL DESIGN		SHEET
LRT ALTERNATIVE SEGMENT C-1		8
PLAN AND PROFILE		OF
STA: 1114+00 - 1125+41		11