



Network Now Framework

TAAC | April 2nd, 2025

Network Now Framework 2025–2027 Service Improvements

Improves:

- New or redesigned routes
- Frequency or span improvements
- METRO line investments
- Microtransit

Resolves:

- Status of routes that are currently suspended (some since 2020)
- Facility closure needs

Builds upon data:

- **Performance:** details network performance, changes since 2019, and opportunities
- **Policy:** regional policy guidance from the Metropolitan Council applied
- **Engagement:** multiple rounds of engagement from values to specifics with nearly 8,000 comments

How we connected in 2024

- 25 community events
 - Includes events held primarily in other languages
- 35 municipal and county public briefings
- 15 committee and other presentations
- 420 hours of onboard and transit center intercept work with material handed to over 4,000 customers
- Rider alerts, interior cards, newsletters, social media, partner collaboration and more
- Nearly 1,600 comments were received – 29% of responses were from individuals with disabilities



Comment Form Draft Concept Plan

NetworkNOW

Over the past two years, Metro Transit has used public input to shape this draft plan. Based on the comments we receive, we will update the plan and share it this winter. Please share your comments below, or, to learn more, visit metrotransit.org/Network-Now.

- The overall service proposed in Network Now meets my travel needs.
 - Strongly Disagree
 - Disagree
 - Agree
 - Strongly Agree
- Metro Transit is proposing service in Network Now that meets **when** I need to travel.
 - Strongly Disagree
 - Disagree
 - Agree
 - Strongly Agree

If not, at what times would you like to see service improvements?




Sometimes, I need to wait 30 min between 2 buses
- Metro Transit is proposing service in Network Now that meets **where** I need to travel.
 - Strongly Disagree
 - Disagree
 - Agree
 - Strongly Agree

If not, where would you like to see service improvements?
- Compared to today, do these services improvements make you: (select one)
 - More likely to use transit
 - Less likely to use transit
 - The same as today (no change)
- Please let us know what you most like about the plan:





Bus - timing - No delay
- Please let us know what you would like to see changed or added:

over

What we heard and what we changed (1 of 2)

Comments	Change	Specifics	Included
Support for investments in the METRO network	Added resources for the METRO network	<ul style="list-style-type: none"> G Line Phase 2 added (2028) and related changes in Dakota County Gold Line Extension 10-minute frequency, replaces Route 94 (2027) 	
More frequency or hours of service	Added frequency and service related to themes requested	<ul style="list-style-type: none"> More hours of high-frequency service on six routes Six routes will start earlier in the morning/end later in the evening. Saturday and/or Sunday frequency improvements on 11 routes 	
Express routes with all day service	Improved mid-day frequency on express routes	<ul style="list-style-type: none"> 15-minute service during rush hours and hourly midday service for five key commuter express routes 	

What we heard and what we changed (2 of 2)

Comments	Change	Specifics	Included
More service later at night	Added service and increased frequency later in the evening	<ul style="list-style-type: none"> • Service after 1 a.m. on Routes 10, 18, C and D Lines • 30-minute service until last trip on high frequency routes 	
Suburban to suburban connections	Added frequency and restored service	<ul style="list-style-type: none"> • Most suburban local routes operate every 30 minutes or better • All suburban local routes operate routes every 60 minutes or better 	
Desired connections	Route restoration	<ul style="list-style-type: none"> • Restored routes 27, 156, 672, 758, 763, 765, and 766 	
Route simplification	Removed branches / patterns	<ul style="list-style-type: none"> • Simpler structure of several routes 	
More micro service	None	<ul style="list-style-type: none"> • We will continue to work with stakeholder in defining micro zones 	

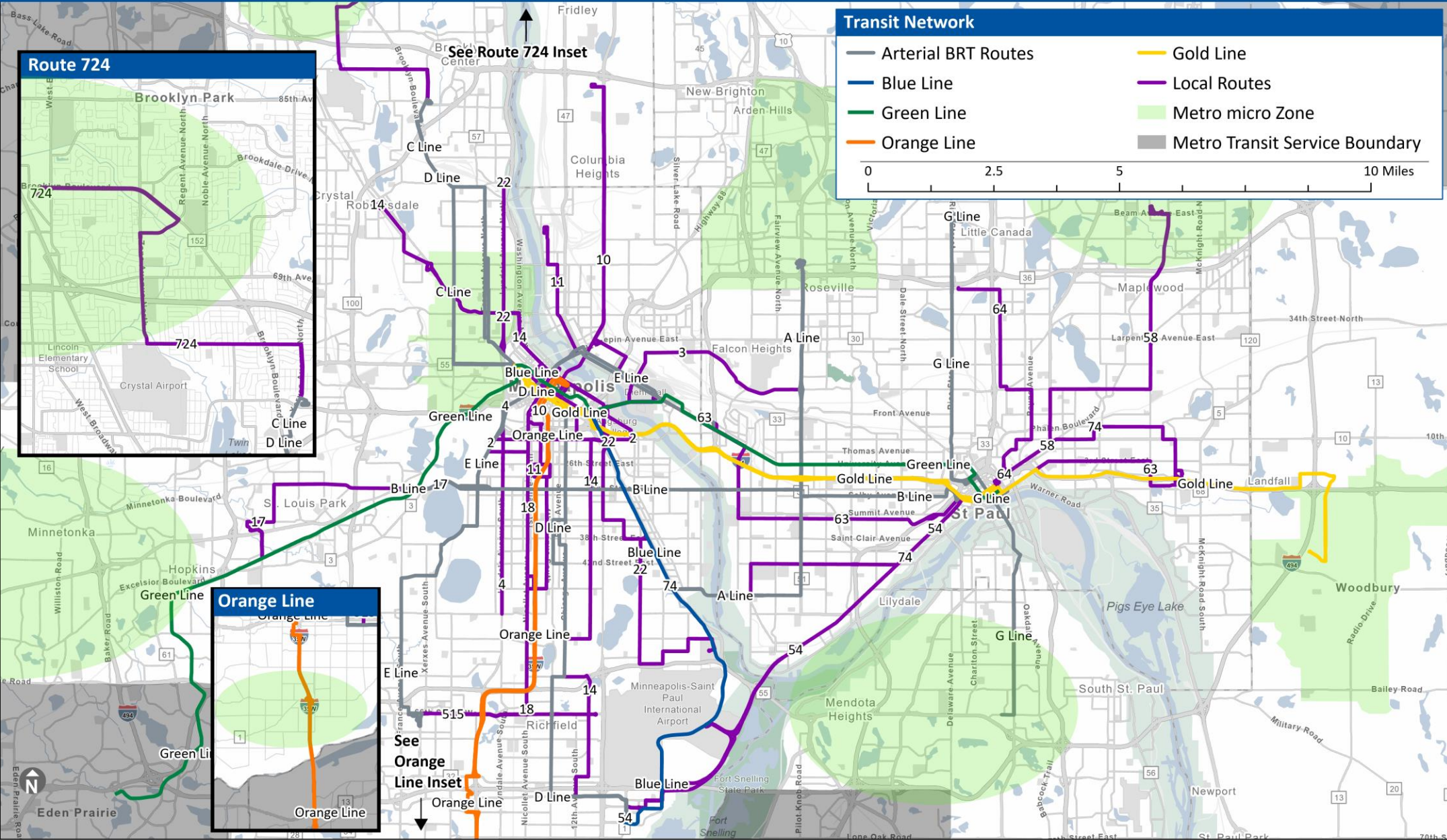
Changes from draft framework

- 48 routes with improved frequency over the draft network
- 7 routes restored
- 3 routes with significantly new coverage
- Service is expanded by additional 5% from draft framework
- 54% of Network Now framework additions are for improved frequency on weekdays and weekends on local routes
- 19% of changes are on transitways and related local routes

In-Service Hour Changes

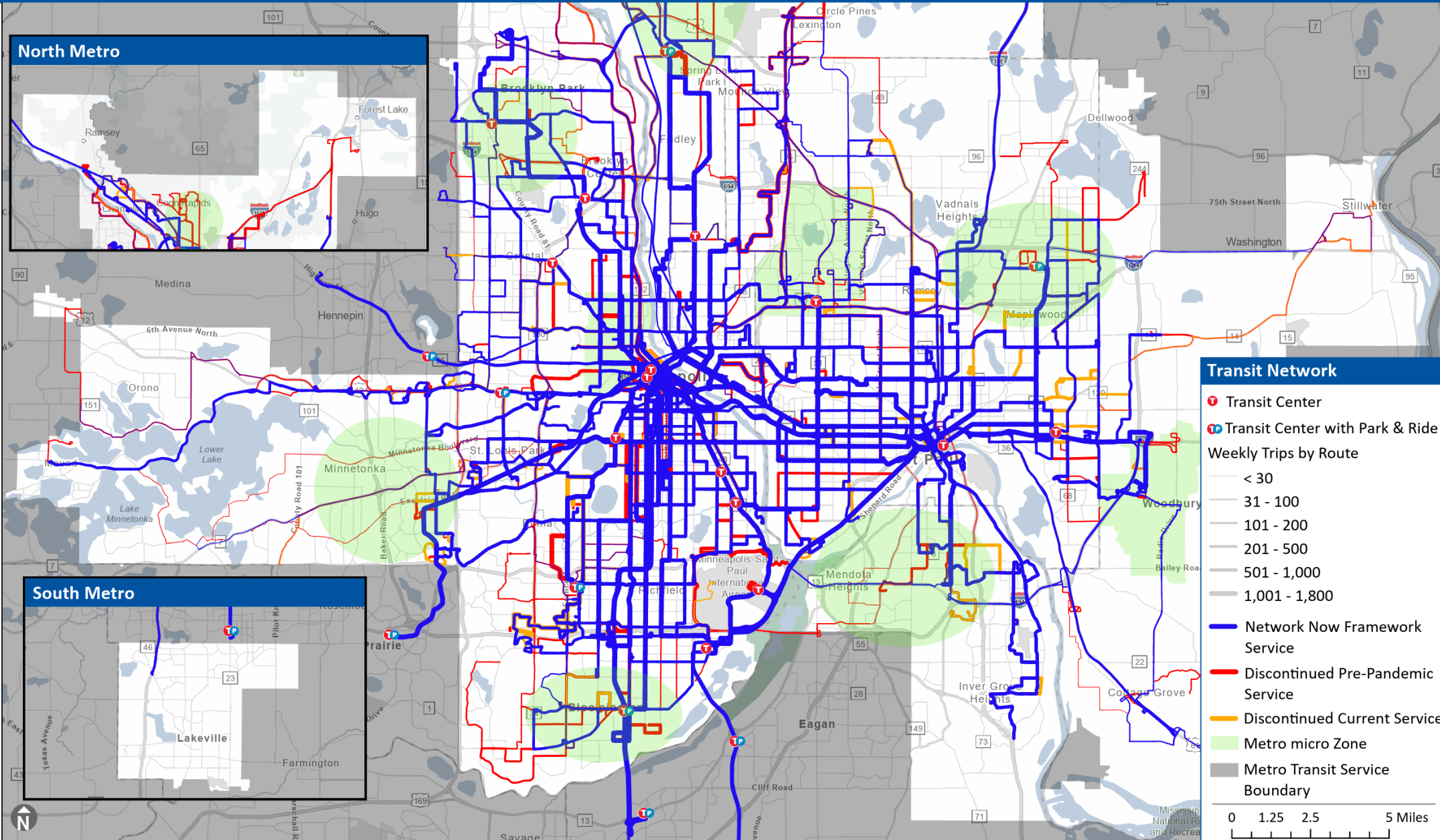
- Framework will be a 40% increase from 2023
- March 2025 Pick is a 7% increase from 2023
- More of our service network will be comprised of BRT and Metro micro
- Service network by end of 2027 will be more than offered in 2019
- Progress is already underway to implement improvements on routes throughout the region
- 25 routes with improvements as of March 2025

High Frequency Routes



New weekday high frequency service on Gold Line/Extension, Green Line Extension, B Line, E Line, G Line, Routes 22, 58, 74 and 515

Network Now Framework by Number of Weekly Trips



Network Now framework investments

- 70+ routes improved frequency or span
- 26 routes with service 15"
- LRT 10-minute frequency
- 8 new micro zones
- 50 routes discontinued
- 12 routes restored

Next Steps

- Specific changes will be implemented as part of quarterly regular service changes in 2025 – 2027.
- Improvements sequenced on METRO line implementation, bus fleet and operator availability, ridership growth
- For discontinued service, begin to remove signs, close park-and-rides, and update system maps
- 2026 progress report

**Full project report available at
metrotransit.org/network-now**