

APPENDICES

VOLUME 2

Appendix A	List of Preparers
Appendix B	List of Recipients
Appendix B1	List of Recipients of FEIS
Appendix B2	List of Recipients of Notice of Availability
Appendix C	List of Acronyms
Appendix D	List of References
Appendix E	Agency Correspondence
Appendix E1	Notices of Intent and Availability
Appendix E2	Comments on the Scope of the SDEIS
Appendix E3	Agency Letters
Appendix E4	Section 106 Documentation
Appendix F	Public Outreach
Appendix F1	Local Agreements
Appendix F2	List of Meetings
Appendix G	Programmatic Agreement
Appendix H	Financial Analysis
Appendix I	Central Corridor Title VI Review

VOLUME 3

Appendix J	Technical Information and Studies
Appendix J1	Air Quality
Appendix J2	Electromagnetic Fields and Interference
Appendix J3	Noise
Appendix J4	Vibration

Appendix J5..... Evaluation of Western, Victoria, and Hamline Station Options

Appendix J6..... Metro Transit Safety Department Hazards Analysis

VOLUME 4

Appendix K Comments and Responses on the DEIS and SDEIS

Appendix K1 Comments and Responses on the DEIS

VOLUME 5

Appendix K Comments and Responses on the DEIS and SDEIS

Appendix K2 Comments and Responses on the SDEIS

VOLUME 6

Appendix L Engineering Plan Sets

APPENDIX L
ENGINEERING PLAN SETS



Central Corridor Light Rail Transit Project

FEIS PLANS

DATE : MARCH 11, 2009

AECOM



Kimley-Horn
and Associates, Inc.







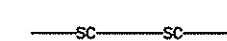

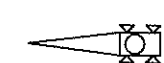




LTK
LTK Engineering Services

INDEX OF PLAN SHEETS

SHEET NO.	SHEET DESC.
1	COVER SHEET
2	INDEX OF PLAN SHEETS AND SYMBOLS LEGEND
3	PLAN SHEET INDEX & PROJECT LOCATION KEY MAP
4	PLAN SHEET INDEX & PROJECT LOCATION KEY MAP
5	PLAN SHEET INDEX & PROJECT LOCATION KEY MAP
6	PLAN SHEET INDEX & PROJECT LOCATION KEY MAP
7	GENERAL PLAN SHEET
8	GENERAL PLAN SHEET
9	GENERAL PLAN SHEET
10	GENERAL PLAN SHEET
11	GENERAL PLAN SHEET
12	GENERAL PLAN SHEET
13	GENERAL PLAN SHEET
14	GENERAL PLAN SHEET
15	GENERAL PLAN SHEET
16	GENERAL PLAN SHEET
17	GENERAL PLAN SHEET
18	GENERAL PLAN SHEET
19	GENERAL PLAN SHEET
20	GENERAL PLAN SHEET
21	GENERAL PLAN SHEET
22	GENERAL PLAN SHEET
23	GENERAL PLAN SHEET
24	GENERAL PLAN SHEET
25	GENERAL PLAN SHEET
26	GENERAL PLAN SHEET
27	GENERAL PLAN SHEET
28	GENERAL PLAN SHEET
29	GENERAL PLAN SHEET
30	GENERAL PLAN SHEET

SHEET NO.	SHEET DESC.
31	GENERAL PLAN SHEET
32	GENERAL PLAN SHEET
33	GENERAL PLAN SHEET
34	GENERAL PLAN SHEET
35	GENERAL PLAN SHEET
36	GENERAL PLAN SHEET
37	GENERAL PLAN SHEET
38	GENERAL PLAN SHEET
39	GENERAL PLAN SHEET
40	GENERAL PLAN SHEET
41	GENERAL PLAN SHEET
42	GENERAL PLAN SHEET
43	GENERAL PLAN SHEET
44	GENERAL PLAN SHEET
45	GENERAL PLAN SHEET
46	TRAFFIC MITIGATION PLAN SHEET
47	TRAFFIC MITIGATION PLAN SHEET
48	TRAFFIC MITIGATION PLAN SHEET
49	TYPICAL SECTION SHEET
50	TYPICAL SECTION SHEET
51	TYPICAL SECTION SHEET
52	TYPICAL SECTION SHEET
53	TYPICAL SECTION SHEET
54	TYPICAL SECTION SHEET
55	TYPICAL SECTION SHEET
56	TYPICAL SECTION SHEET
57	TYPICAL SECTION SHEET
58	TYPICAL SECTION SHEET
59	TYPICAL SECTION SHEET

LEGEND

-  LRT TRACK CENTERLINE
-  PERMANENT EASEMENT/R.O.W. ACQUISITION
-  TEMPORARY EASEMENT
-  UTILITY EASEMENT
-  EXISTING ROW
-  TRACTION ELECTRIFICATION (SYSTEMS) DUCT BANK
-  SIGNAL / COMMUNICATIONS (SYSTEMS) DUCT BANK
-  FENCING
-  SIGNAL CROSSING GATE
-  TPSS BUILDING
-  SIG COMM BUILDING
-  TRANSIT MALL DESIGNED FOR PED'S, BIKES, BUSES - NOT MIXED TRAFFIC
-  SIGNALIZED INTERSECTION

Mar. 11 2009 03:17 pm I:\900_CAD\SEGMENT-00\SHEET\HDR\01-TRK-DET-HDR-001.dwg By: gurgeldj

NO.	DATE	BY	REVISION / SUBMITTAL

DESIGNED BY
DRAWN BY
CHECKED BY

FEIS PLANS - 3/11/2009

**Central Corridor
Light Rail Transit**



**INDEX OF PLAN
SHEETS & SYMBOLS
LEGEND**

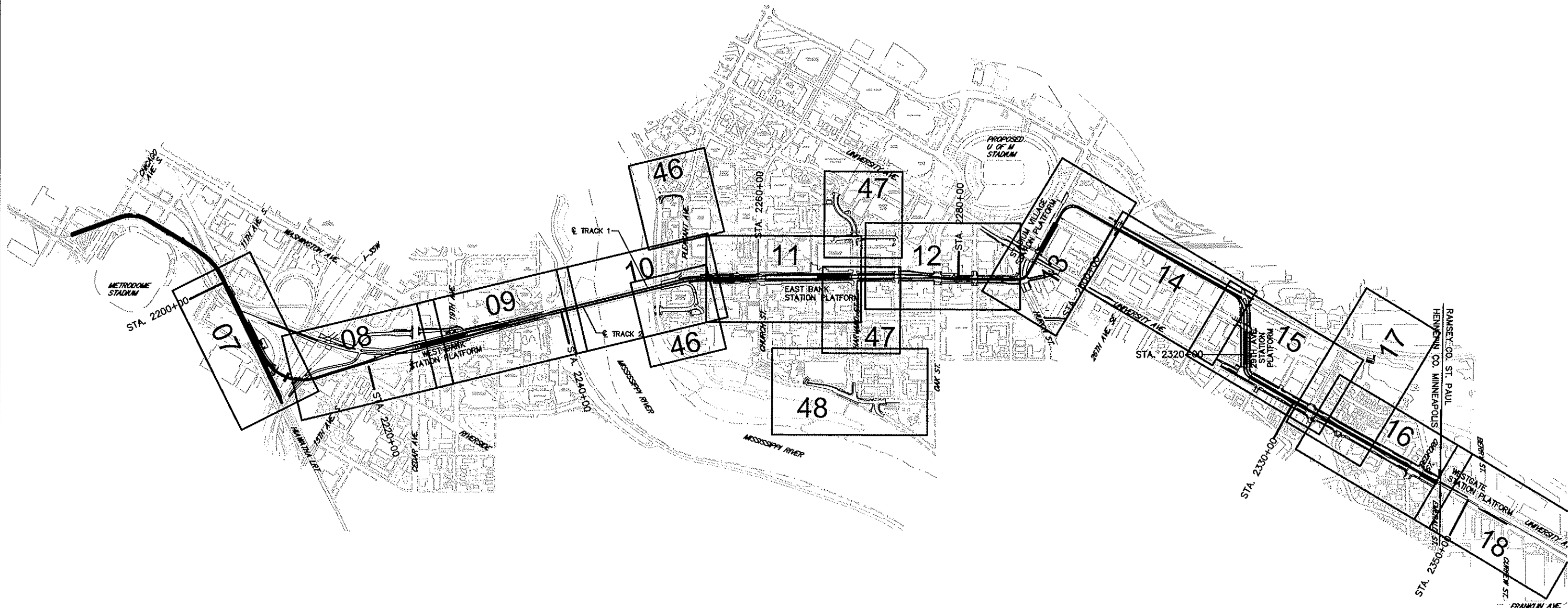
DISCIPLINE:

SHEET NAME:

INDEX AND LEGEND

**SHEET
2
OF
59**


Mar 11 2009 03:17 pm i:\900_CAD\SEGMENT-00\PROJECT-HDR\01-GEN-INDEX-PLAN-HDR-001.dwg By: gurgeldj



NO.	DATE	BY	REVISION / SUBMITTAL


DESIGNED BY	
DRAWN BY	
CHECKED BY	

FEIS PLANS - 3/11/2009

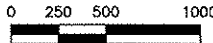
**Central Corridor
Light Rail Transit**
 Metropolitan Council

**PLAN SHEET INDEX &
PROJECT LOCATION
KEY MAP**

DISCIPLINE: SHEET NAME:



NORTH

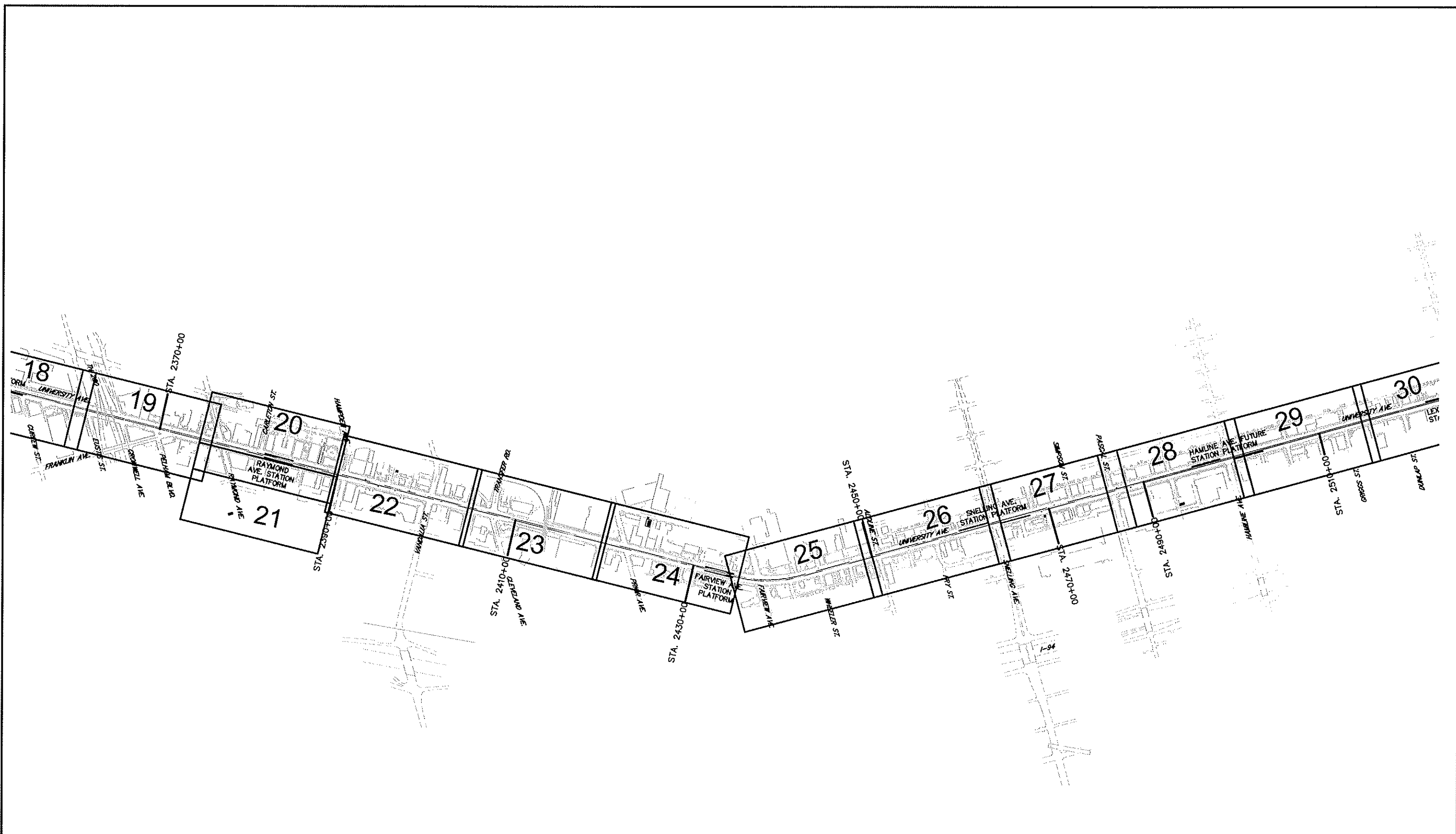


SCALE

FEIS INDEX 1

**SHEET
3
OF
59**

Mar. 11 2009 03:17 pm i:\900_CAD\SEGMENT-00\SHEET\HDR\01-GEN-IDX-PLN-HDR-002.dwg By: gurgeldj



NO.	DATE	BY	REVISION / SUBMITTAL

DESIGNED BY
DRAWN BY
CHECKED BY

FEIS PLANS - 3/11/2009

**Central Corridor
Light Rail Transit**

Metropolitan Council

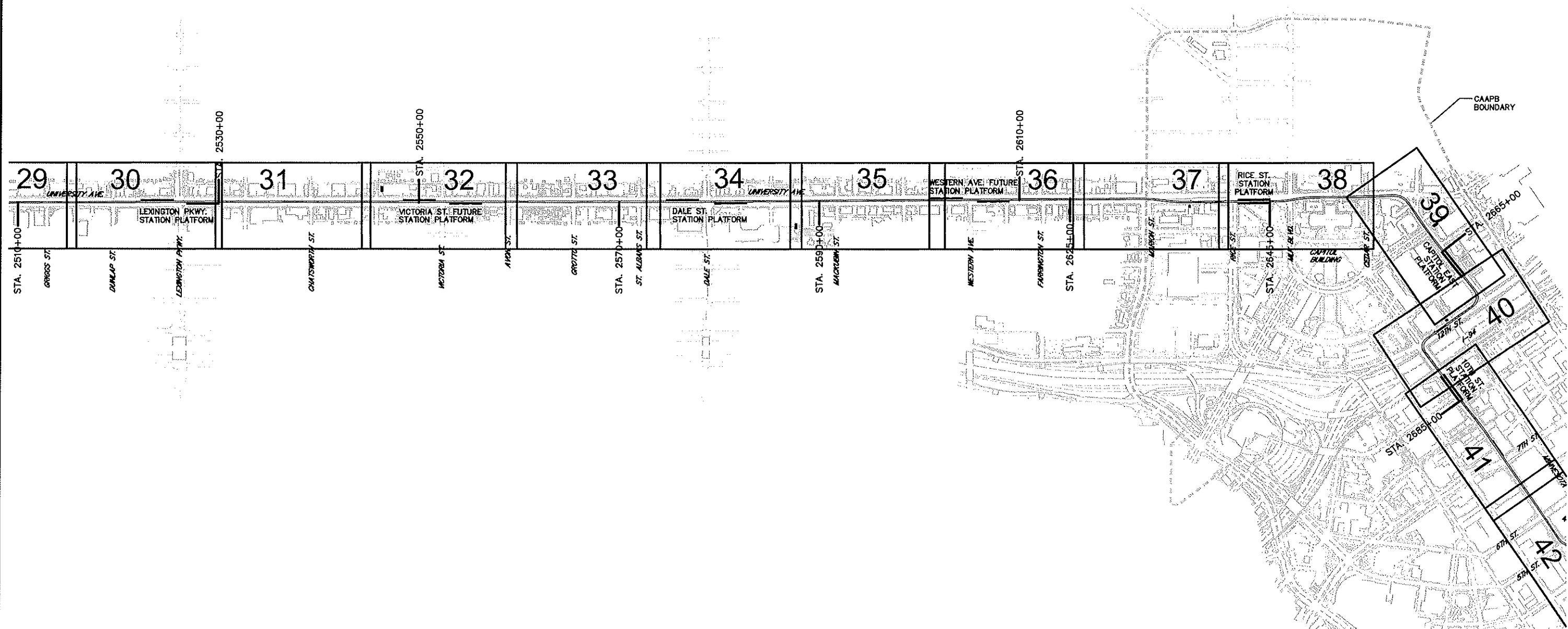
**PLAN SHEET INDEX &
PROJECT LOCATION
KEY MAP**

DISCIPLINE: SHEET NAME: **FEIS INDEX 2**

0 250 500 1000
SCALE

**SHEET
4
OF
59**


Mar, 11 2009 03:18 pm I:\900_CAD\SEGMENT-00\SHEET\HDR\01-GEN-IDX-PLN-HDR-003.dwg By: gurgeldj



NO.	DATE	BY	REVISION / SUBMITTAL


DESIGNED BY
DRAWN BY
CHECKED BY

FEIS PLANS - 3/11/2009


**Central Corridor
Light Rail Transit**


**PLAN SHEET INDEX &
PROJECT LOCATION
KEY MAP**

DISCIPLINE: _____ SHEET NAME: _____



NORTH

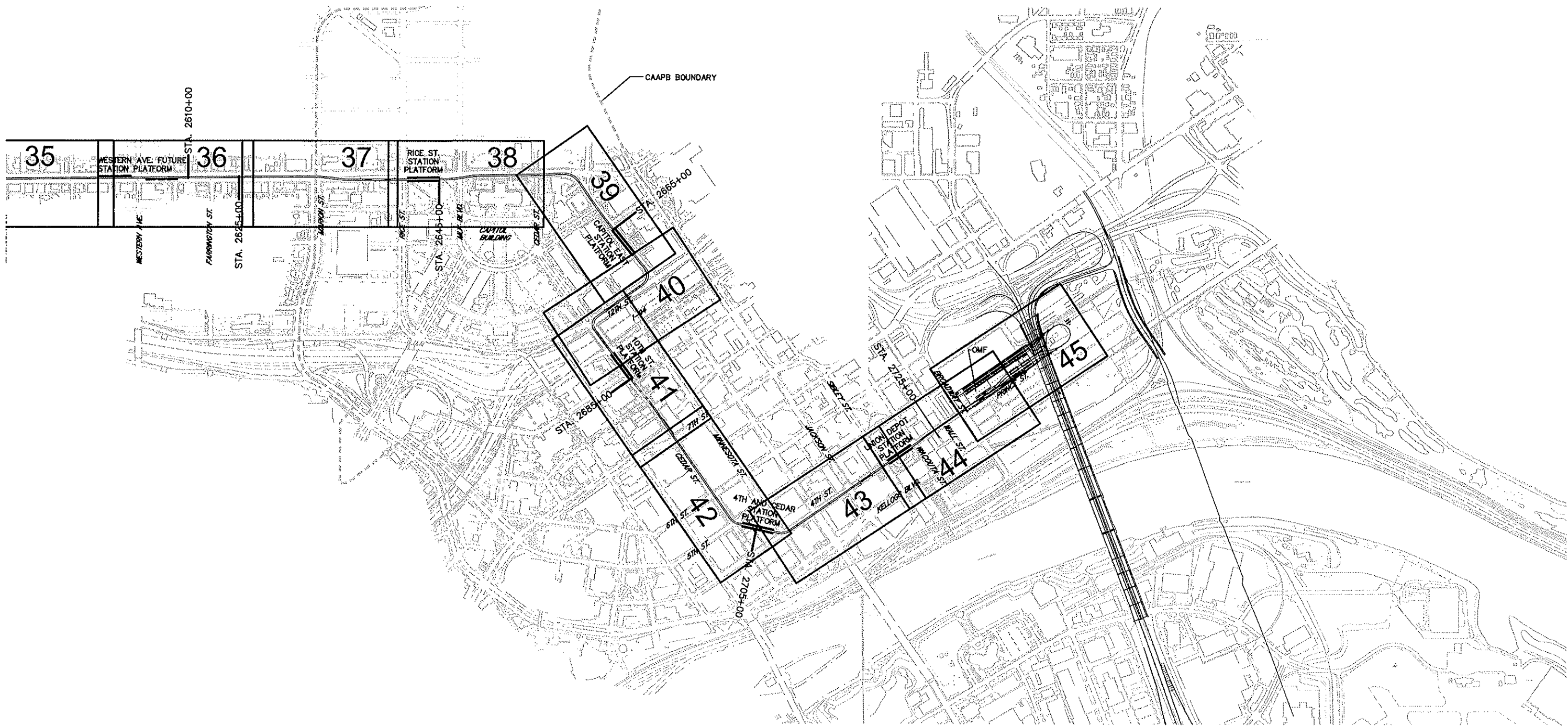


SCALE

FEIS INDEX 3

**SHEET
5
OF
59**

Mar, 11 2009 03:18 pm I:\900_CAD\SEGMENT-00\SHEET\HDR\01-GEN-IDX-PLN-HDR-004.dwg By: gurgeldj



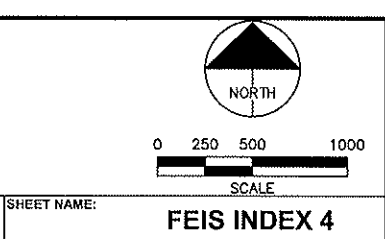
NO.	DATE	BY	REVISION / SUBMITTAL

DESIGNED BY
DRAWN BY
CHECKED BY

FEIS PLANS - 3/11/2009

Central Corridor
Light Rail Transit
Metropolitan Council

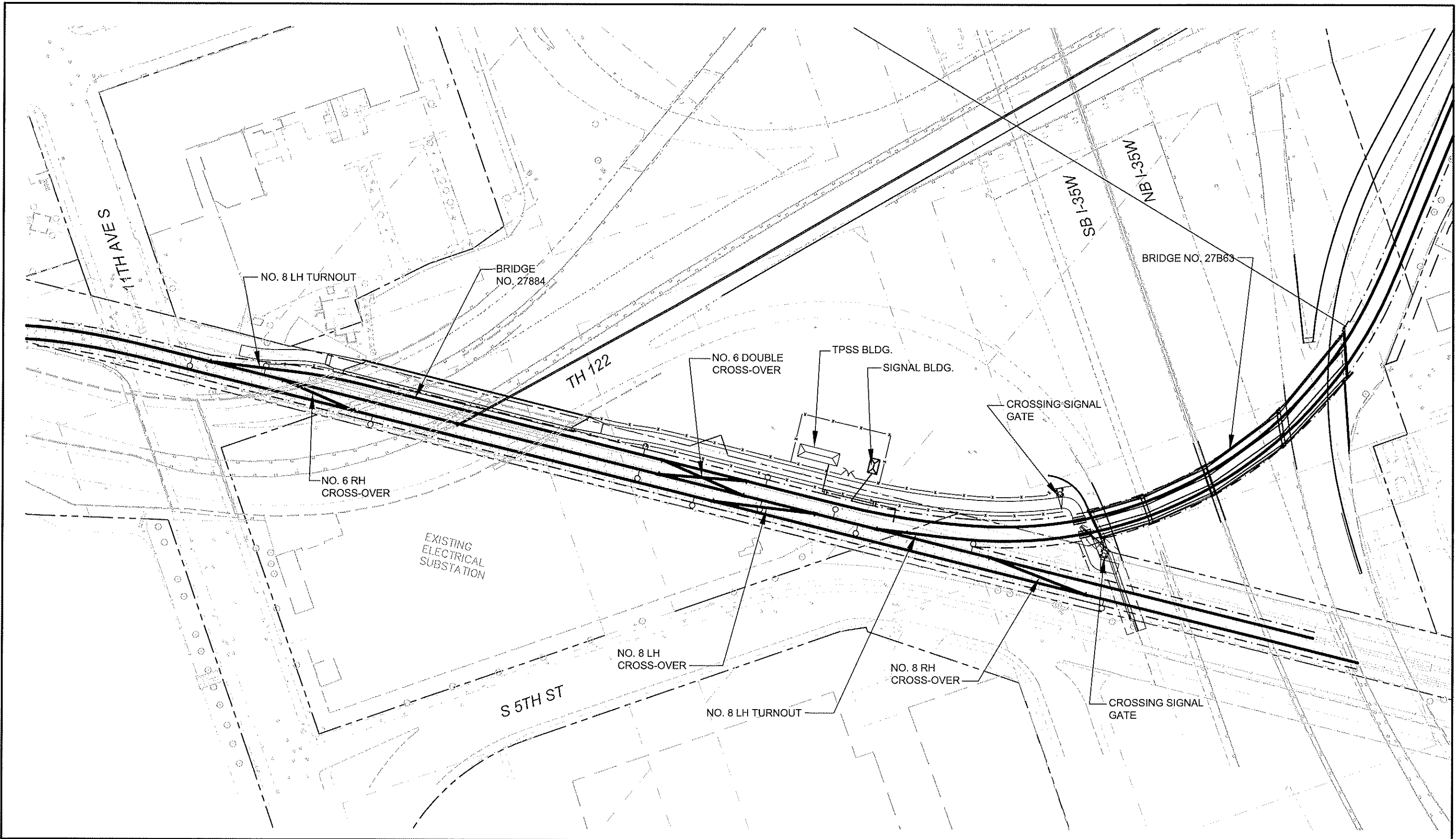
PLAN SHEET INDEX &
PROJECT LOCATION
KEY MAP
DISCIPLINE:
SHEET NAME:



SHEET
6
OF
59

FEIS INDEX 4

Mar, 11 2009 03:36 pm I:\900_CAD\SEGMENT-00\SHEET\HDR\01-TRK-PLN-HDR-001.dwg By: gurgelgj



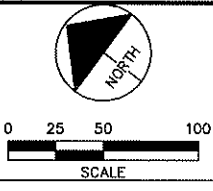
NO.	DATE	BY	REVISION / SUBMITTAL

DESIGNED BY
 DRAWN BY
 CHECKED BY

FEIS PLANS - 3/11/2009

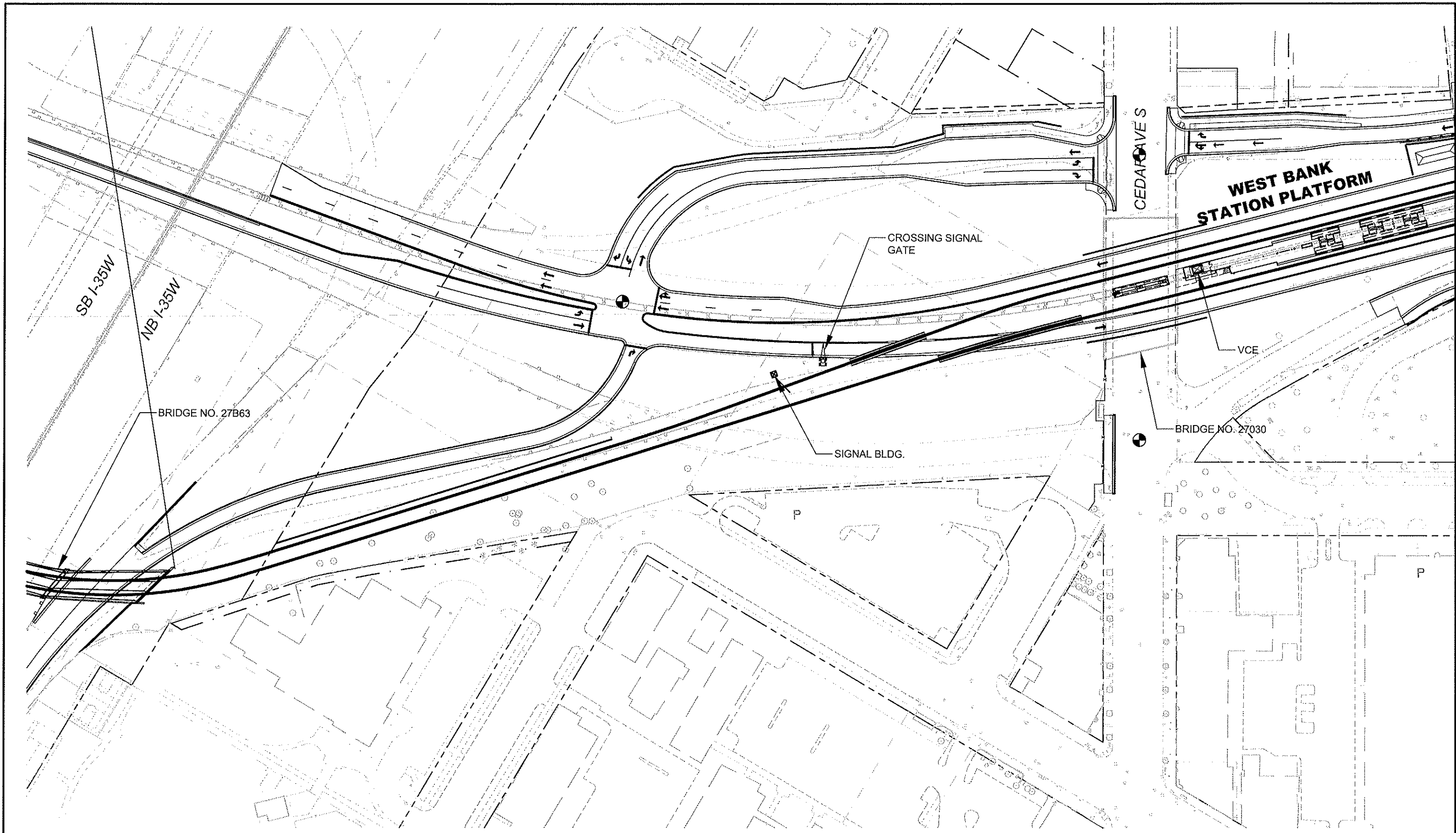
**Central Corridor
 Light Rail Transit**

CCLRT PLAN
11TH AVE. S. - 19TH AVE. S.
 DISCIPLINE: SHEET NAME:



SHEET
7
OF
59

Mar, 11 2009 03:19 pm I:\900_CAD\SEGMENT-00\SHEET\HDR\01-TRK-PLN-HDR-002.dwg By: gurgeldj



NO.	DATE	BY	REVISION / SUBMITTAL

DESIGNED BY	
DRAWN BY	
CHECKED BY	

FEIS PLANS - 3/11/2009

Central Corridor
Light Rail Transit

Metropolitan Council

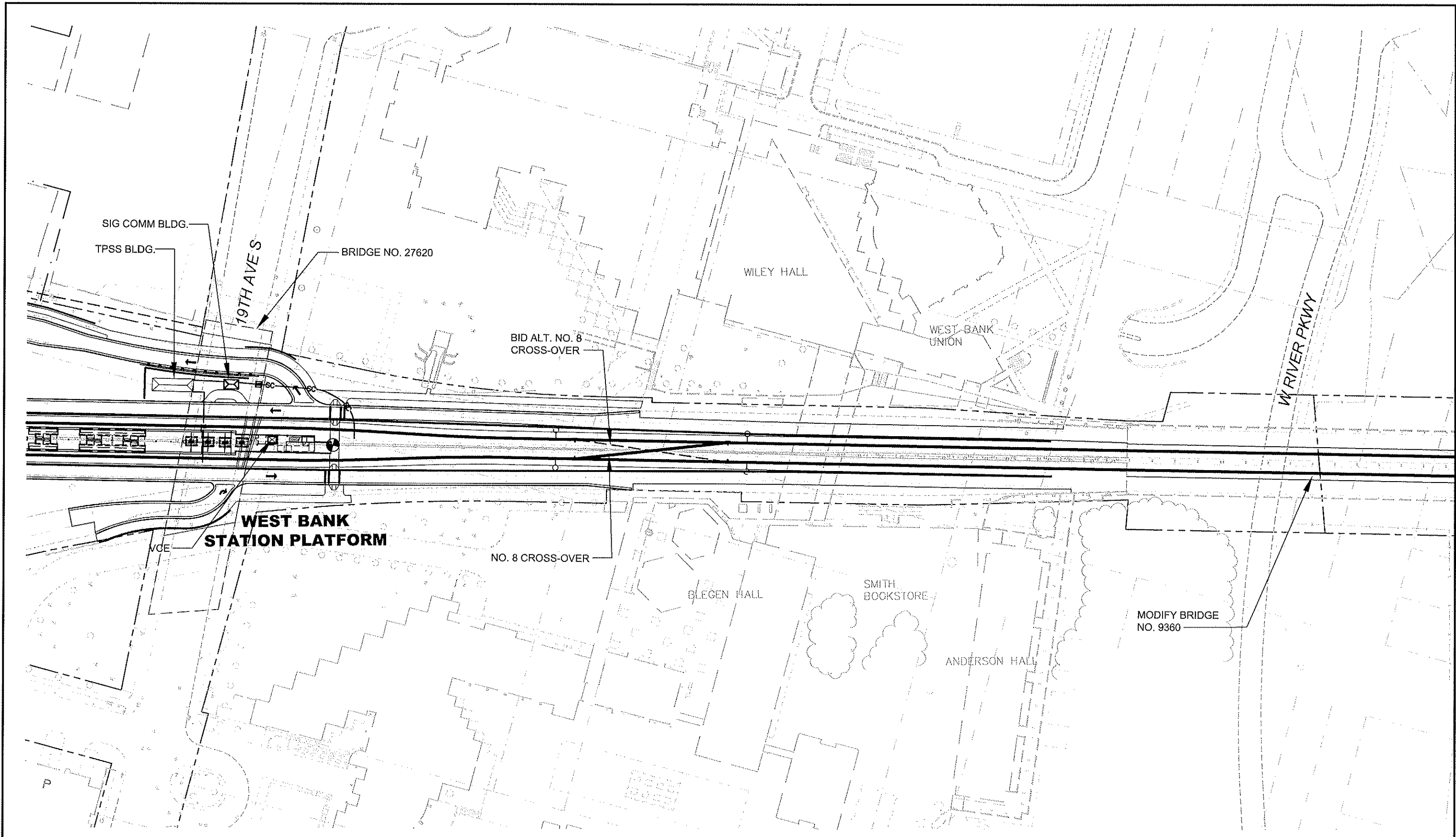
CCLRT PLAN
I-35 W - CEDAR AVE. S.

NORTH

0 50 100 200
SCALE

SHEET
8
OF
59

Mar. 11 2009 03:19 pm i:\900_CAD\SEGMENT-00\SHEET\HDR\01-TRK-PLN-HDR-003.dwg By: gurgeldj



NO.	DATE	BY	REVISION / SUBMITTAL

DESIGNED BY	
DRAWN BY	
CHECKED BY	

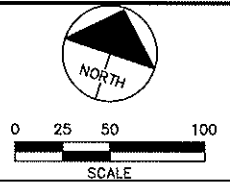
FEIS PLANS - 3/11/2009

Central Corridor
Light Rail Transit

Metropolitan Council

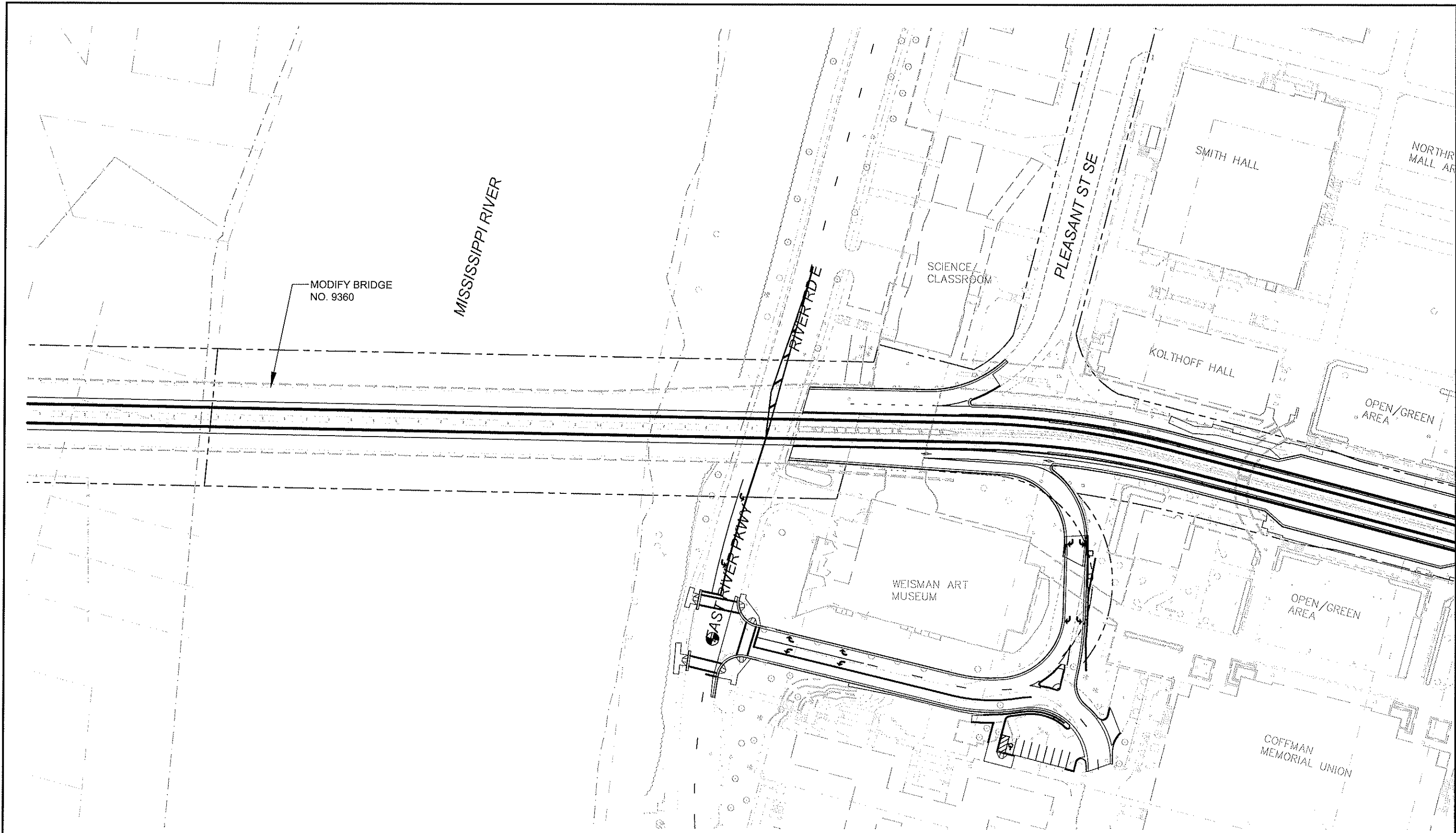
CCLRT PLAN

DISCIPLINE: SHEET NAME:



SHEET
9
OF
59

Mar, 11 2009 03:20 pm I:\900_CAD\SEGMENT-00\SHEET\HDR\01-TRK-PLN-HDR-004.dwg By: gurgeldj



NO.	DATE	BY	REVISION / SUBMITTAL

DESIGNED BY	
DRAWN BY	
CHECKED BY	

FEIS PLANS - 3/11/2009

Central Corridor
Light Rail Transit

Metropolitan Council

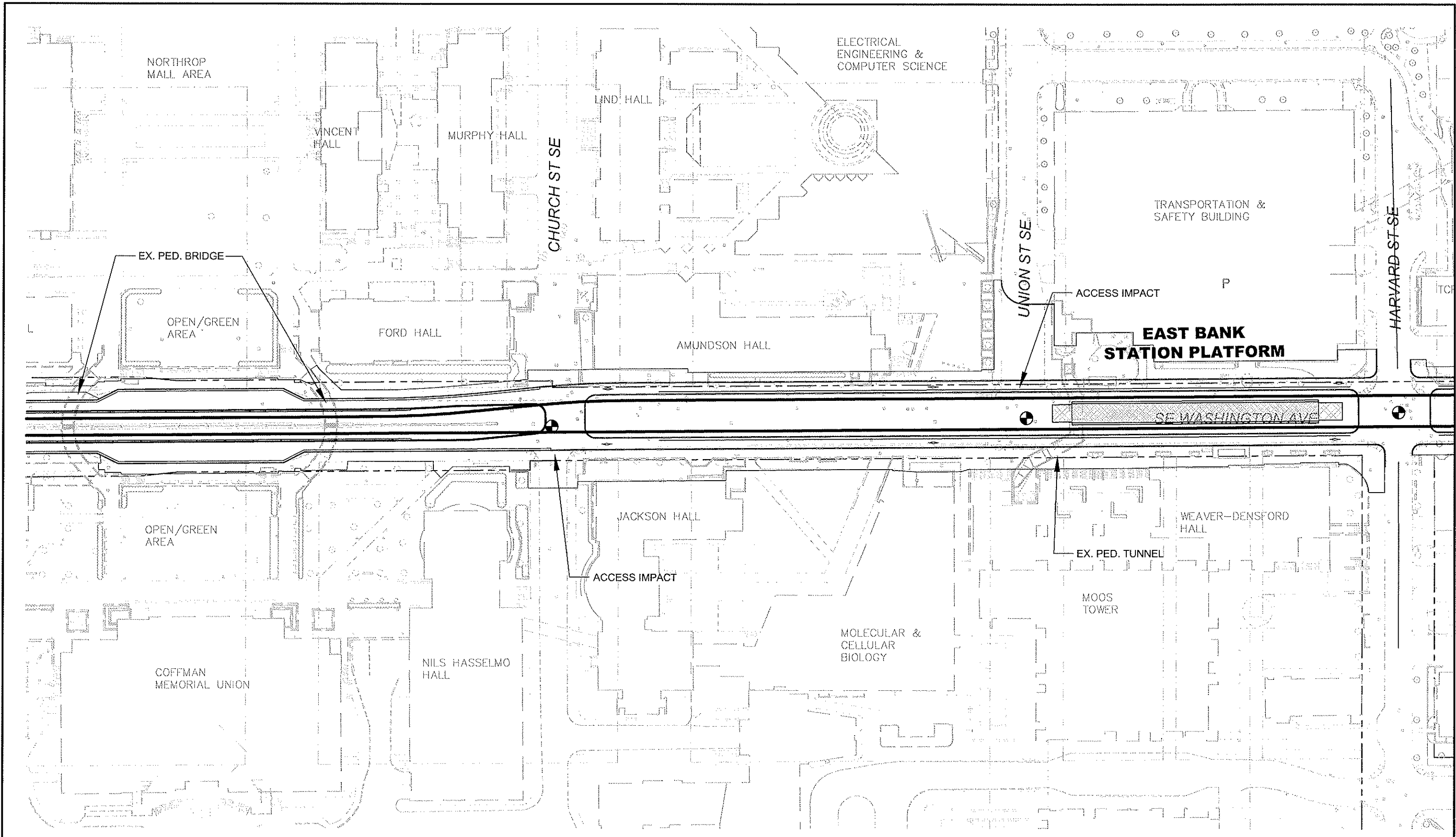
CCLRT PLAN
RIVER - PLEASANT ST. SE

DISCIPLINE: SHEET NAME:

SCALE

SHEET
10
OF
59

Mar. 11 2009 03:20 pm I:\900_CAD\SEGMENT-00\SHEET\HDR\01-TRK-PLN-HDR-005.dwg By: gurgeldj



NO.	DATE	BY	REVISION / SUBMITTAL

DESIGNED BY _____

DRAWN BY _____

CHECKED BY _____

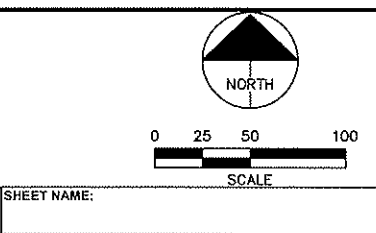
FEIS PLANS - 3/11/2009

**Central Corridor
Light Rail Transit**
 **Metropolitan Council**

CCLRT PLAN

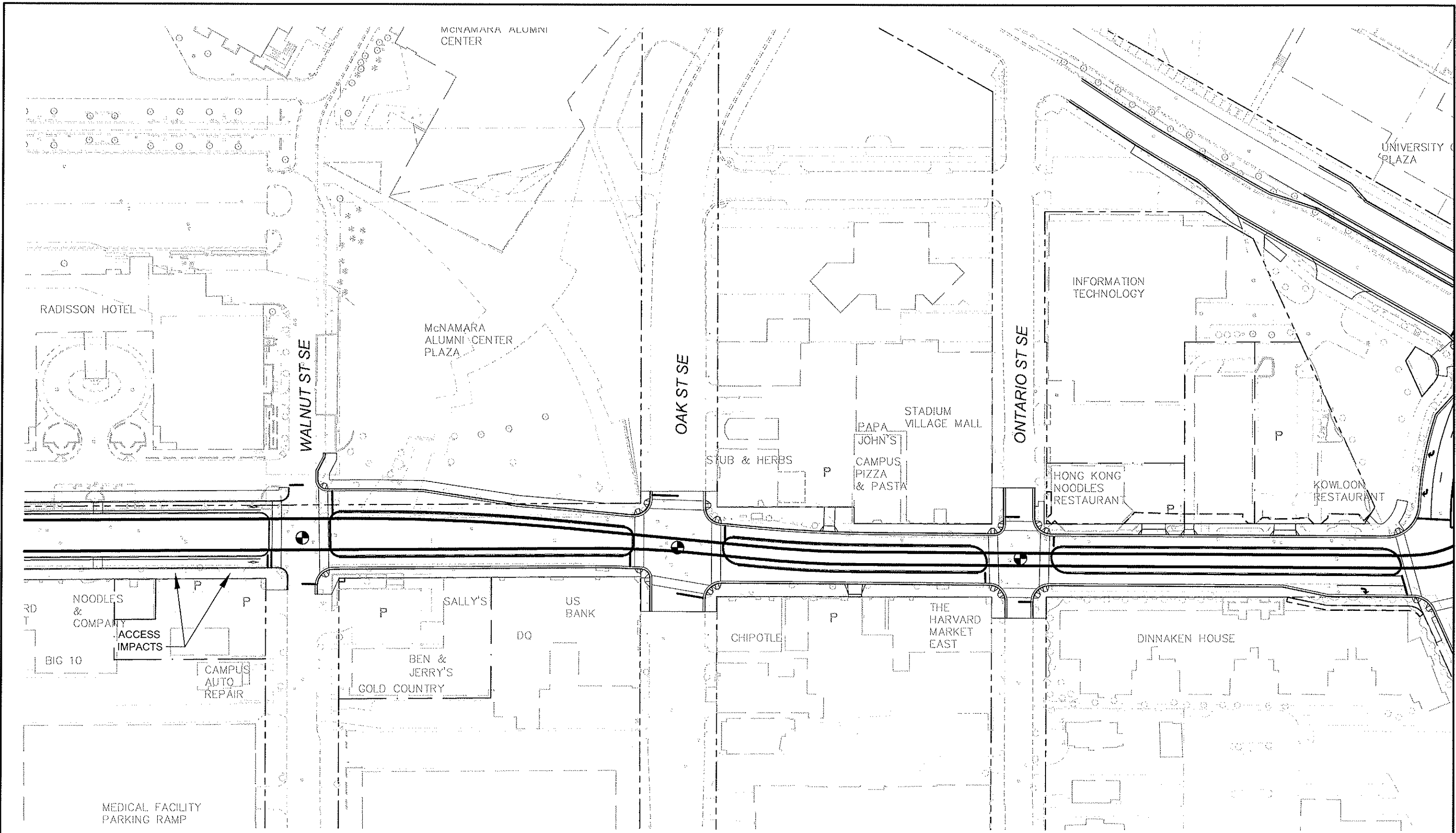
DISCIPLINE: _____

SHEET NAME: _____



SHEET
 11
 OF
 59

Mar 11 2009 03:20 pm i:\900_CAD\SEGMENT-00\SHEET\HDR\01-TRK-PLN-HDR-006.dwg By: gurgeldj



NO.	DATE	BY	REVISION / SUBMITTAL

DESIGNED BY	
DRAWN BY	
CHECKED BY	

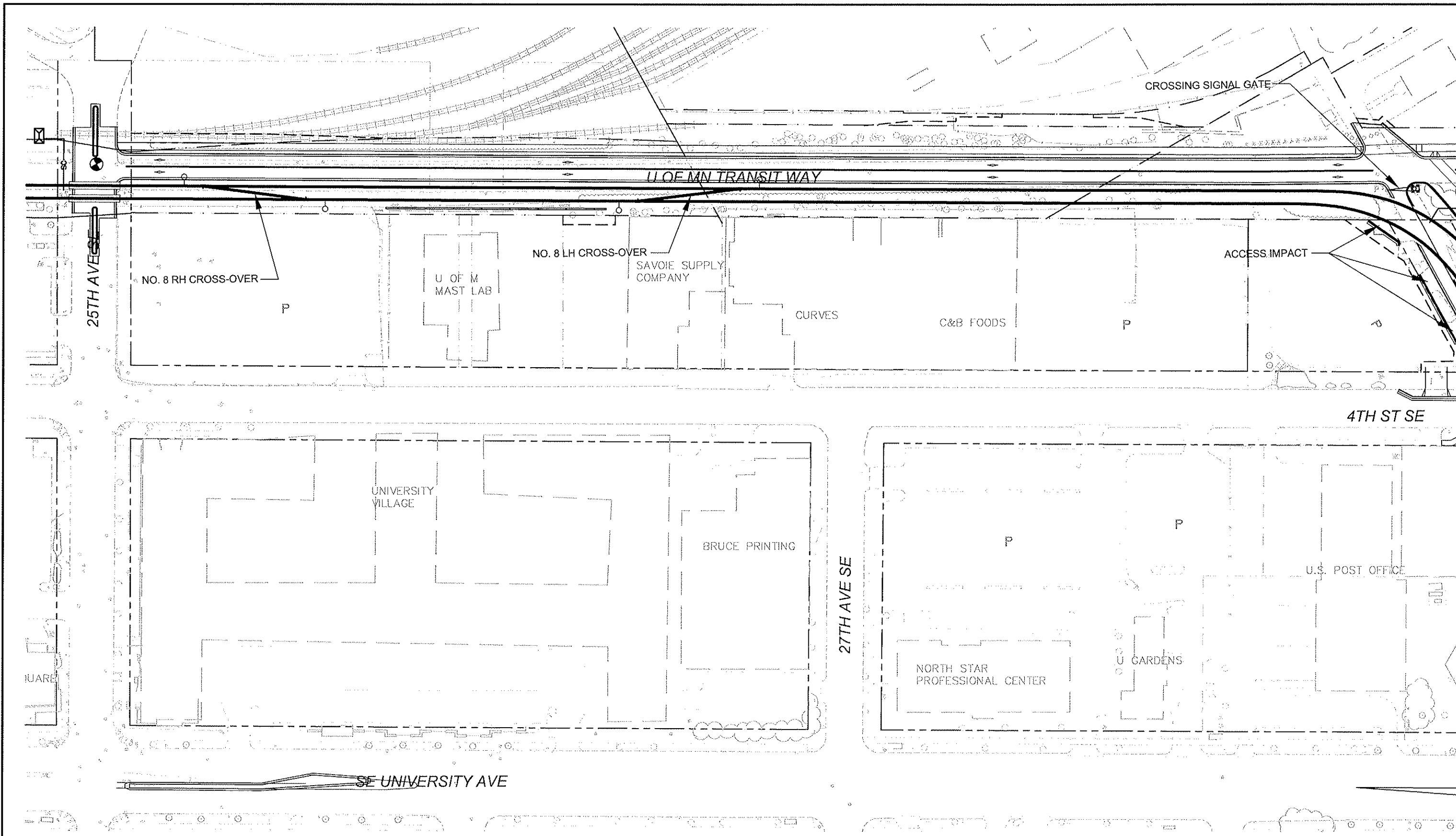
FEIS PLANS - 3/11/2009

**Central Corridor
Light Rail Transit**

CCLRT PLAN

DISCIPLINE: SHEET NAME:

Mar, 11 2009 03:21 pm I:\900_CAD\SEGMENT-00\SHIELD\HDR\01-TRK-PLN-HDR-008.dwg By: gurgeldj



NO.	DATE	BY	REVISION / SUBMITTAL

DESIGNED BY	
DRAWN BY	
CHECKED BY	

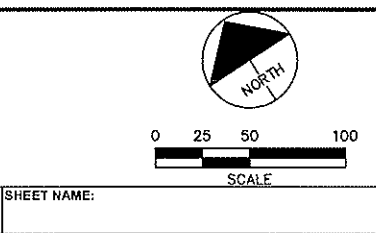
FEIS PLANS - 3/11/2009

Central Corridor
Light Rail Transit

Metropolitan Council

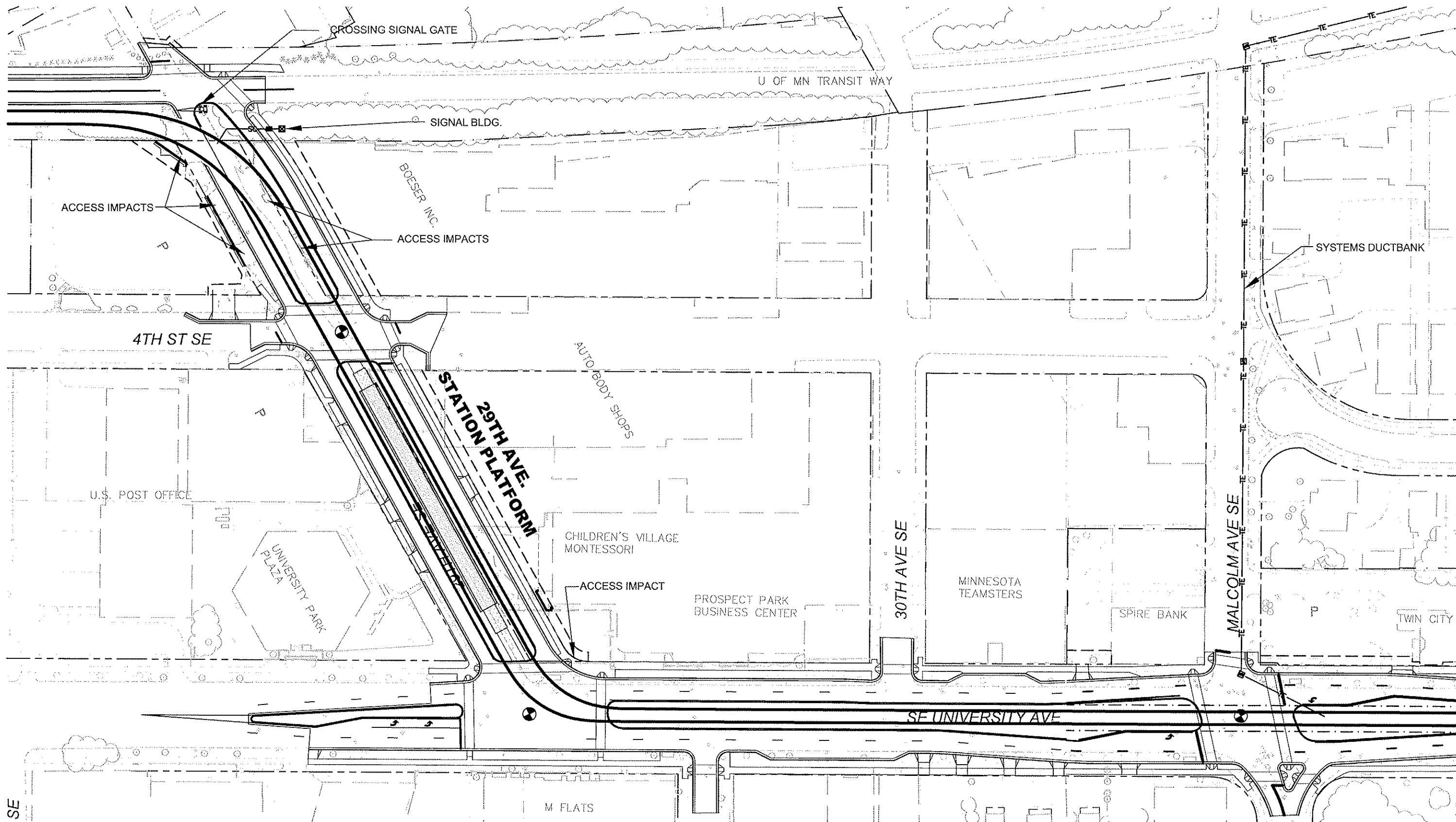
CCLRT PLAN

DISCIPLINE: SHEET NAME:



SHEET
14
OF
59

Mar, 11 2009 03:22 pm i:\900_CAD\SEGMENT-00\SHEET\HDR\01-TRK-PLN-HDR-009.dwg By: gurgeldj



NO.	DATE	BY	REVISION / SUBMITTAL

DESIGNED BY	
DRAWN BY	
CHECKED BY	

FEIS PLANS - 3/11/2009

Central Corridor
Light Rail Transit

Metropolitan Council

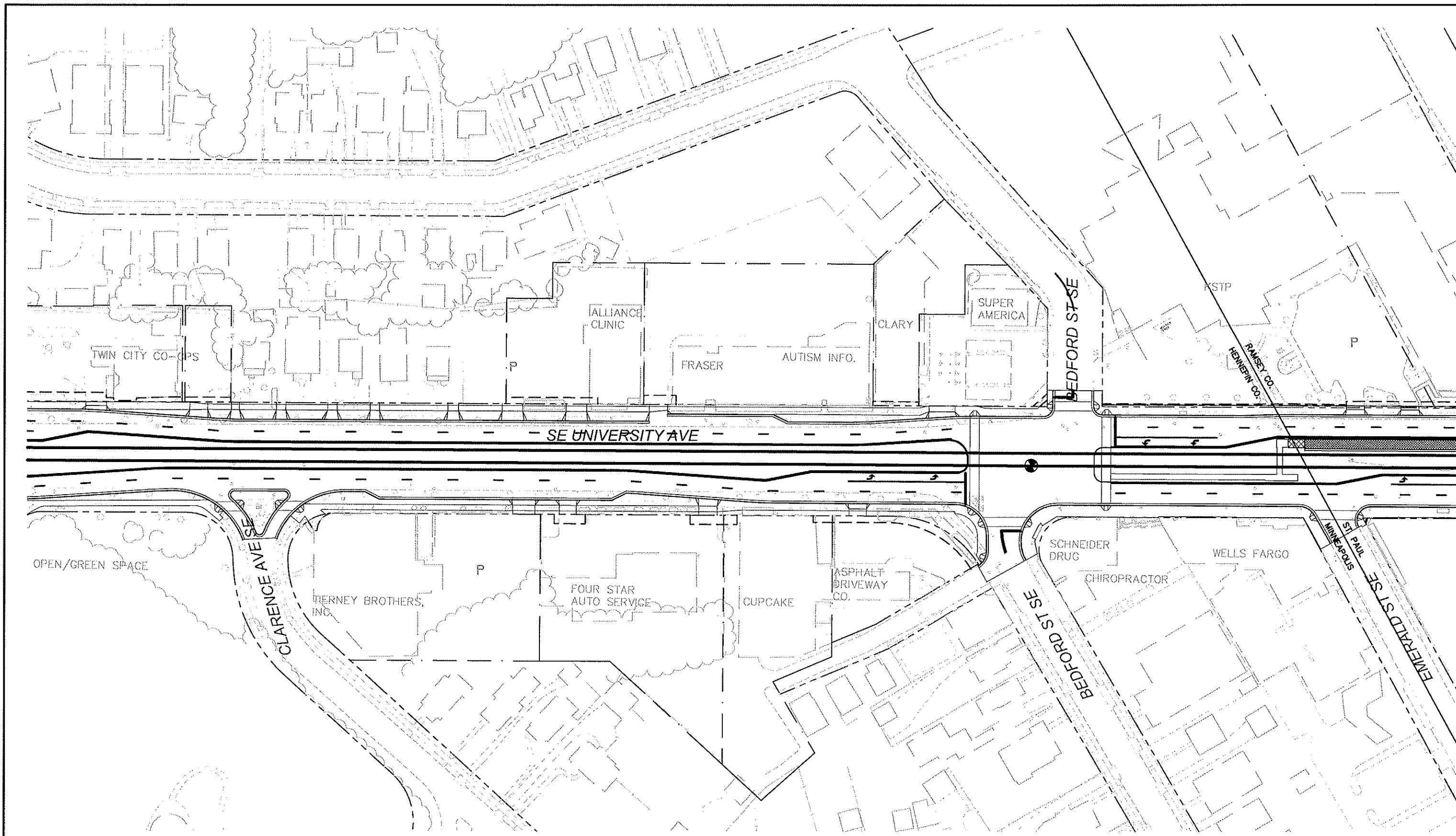
CCLRT PLAN

DISCIPLINE: SHEET NAME:

0 25 50 100
SCALE

SHEET
15
OF
59

Mar, 11 2009 03:22 pm i:\900_CAD\SEGMENT-00\SHEET\HDR\01-TRK-PLN-HDR-010.dwg By: gurgeldj



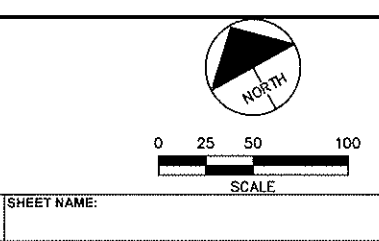
NO.	DATE	BY	REVISION / SUBMITTAL

DESIGNED BY
DRAWN BY
CHECKED BY

FEIS PLANS - 3/11/2009

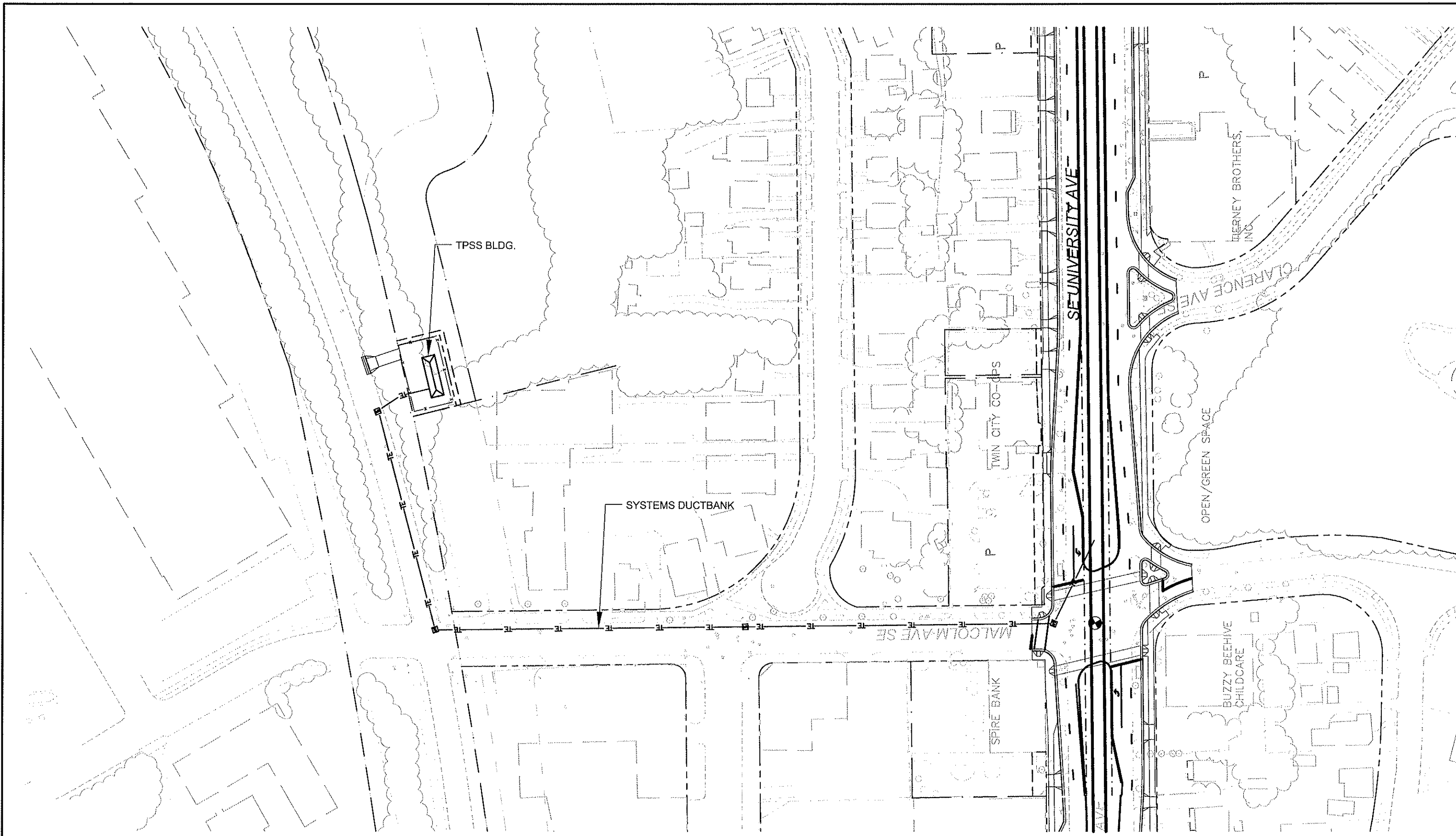
Central Corridor
Light Rail Transit
Metropolitan Council

CCLRT PLAN
DISCIPLINE:
SHEET NAME:



SHEET
16
OF
59

Mar, 11 2009 05:23 pm I:\900_CAD\SEGMENT-00\SHEET\HDR\01-TRK-PLN-HDR-011.dwg By: gurgeldj



NO.	DATE	BY	REVISION / SUBMITTAL

DESIGNED BY	
DRAWN BY	
CHECKED BY	

FEIS PLANS - 3/11/2009

Central Corridor
Light Rail Transit

Metropolitan Council

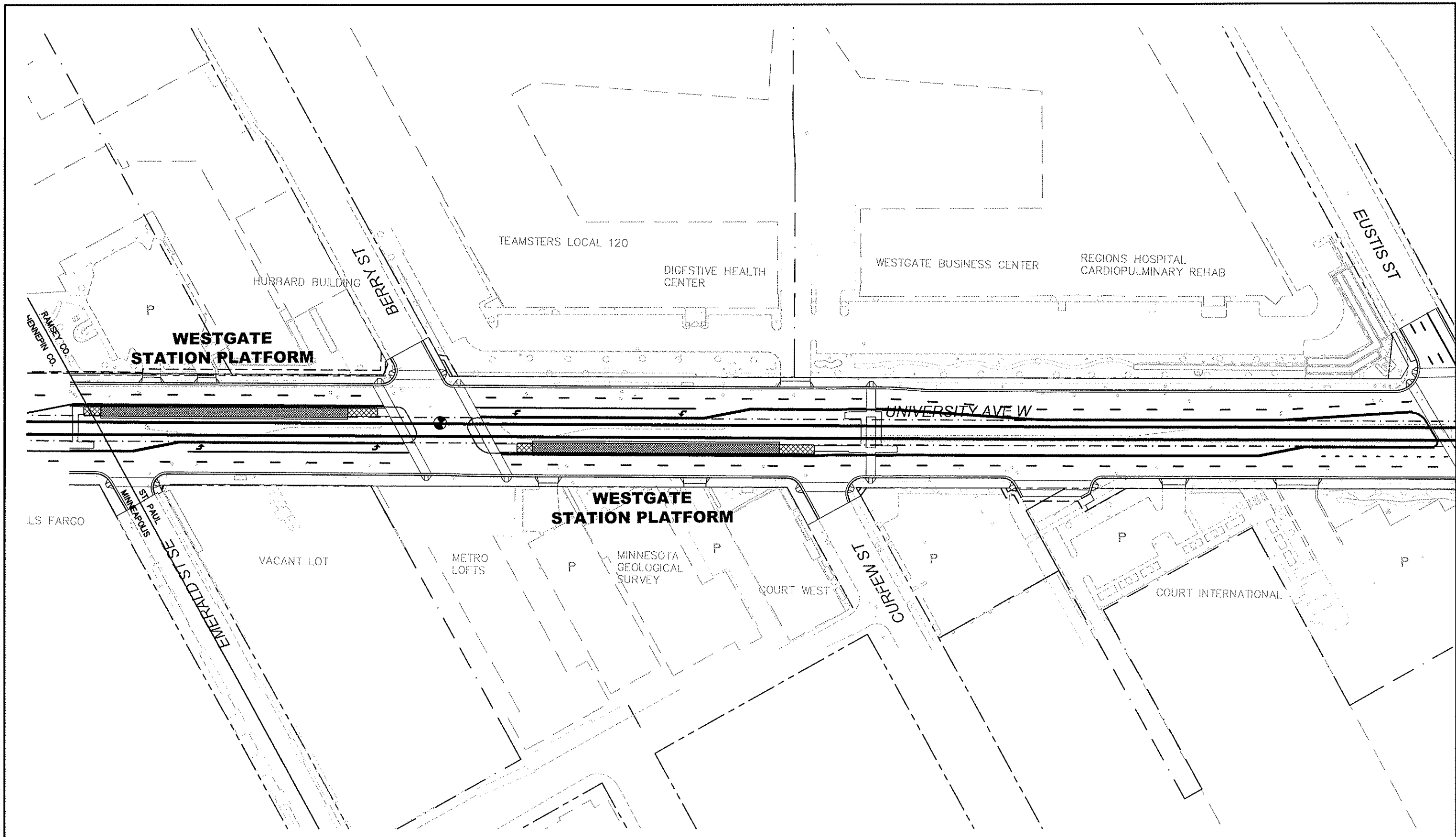
CCLRT PLAN

DISCIPLINE: SHEET NAME:

SCALE

SHEET
17
OF
59

Mar, 11 2009 03:23 pm I:\900_CAD\SEGMENT-00\SHEET\HDR\01-TRK-PLN-HDR-012.dwg By: gurgeldj



NO.	DATE	BY	REVISION / SUBMITTAL

DESIGNED BY
DRAWN BY
CHECKED BY

FEIS PLANS - 3/11/2009

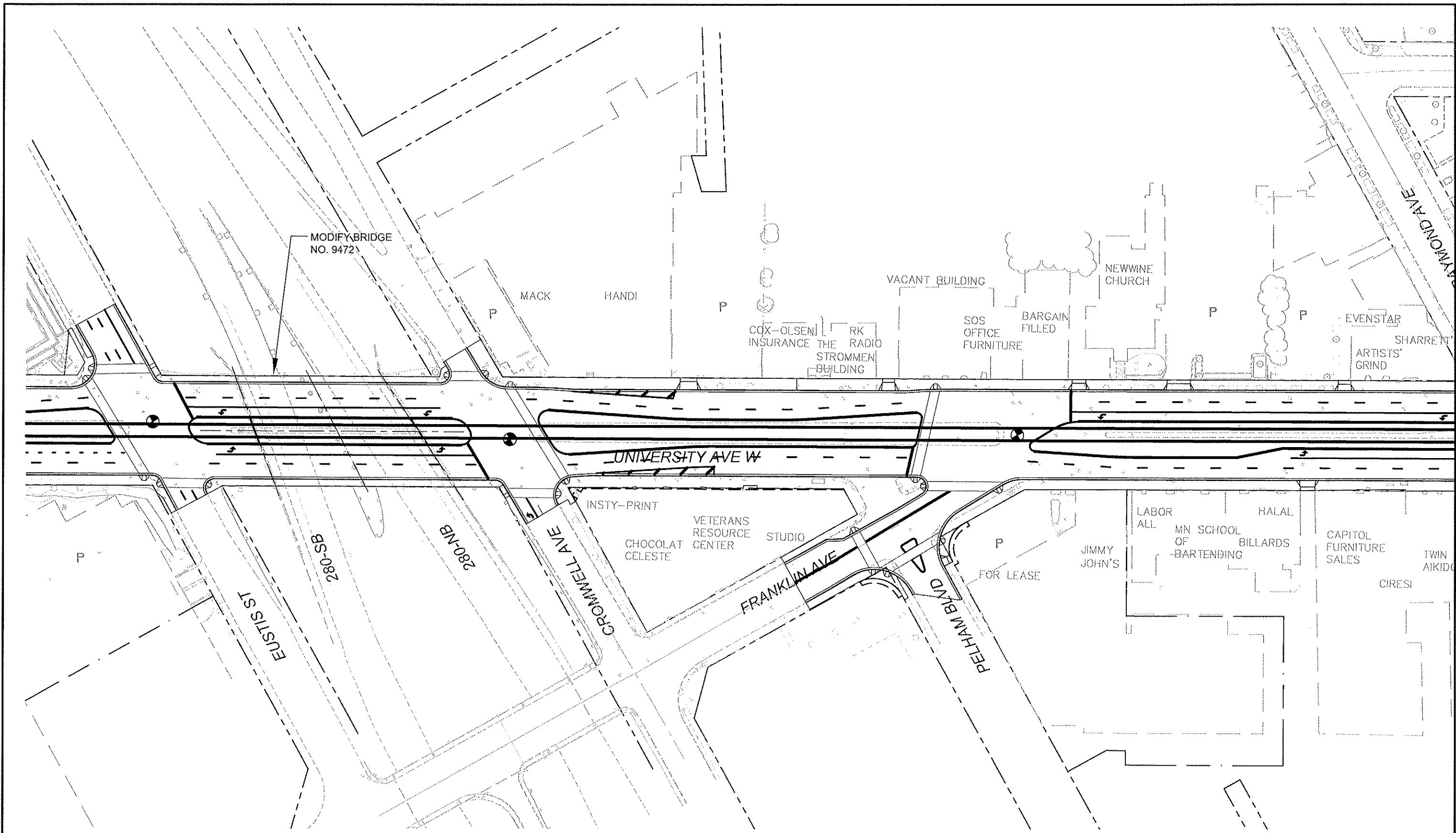
Central Corridor
Light Rail Transit
Metropolitan Council

CCLRT PLAN

DISCIPLINE: SHEET NAME:

SHEET
18
OF
59

Mar, 11 2009 03:23 pm I:\900_CAD\SEGMENT-00\SHEET\HDR\01-TRK-PLN-HDR-013.dwg By: gurgeldj



NO.	DATE	BY	REVISION / SUBMITTAL

DESIGNED BY	
DRAWN BY	
CHECKED BY	

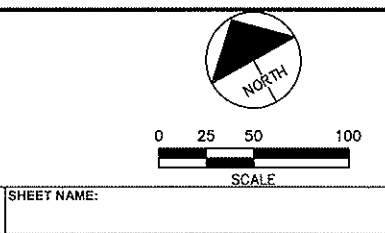
FEIS PLANS - 3/11/2009

Central Corridor
Light Rail Transit

Metropolitan Council

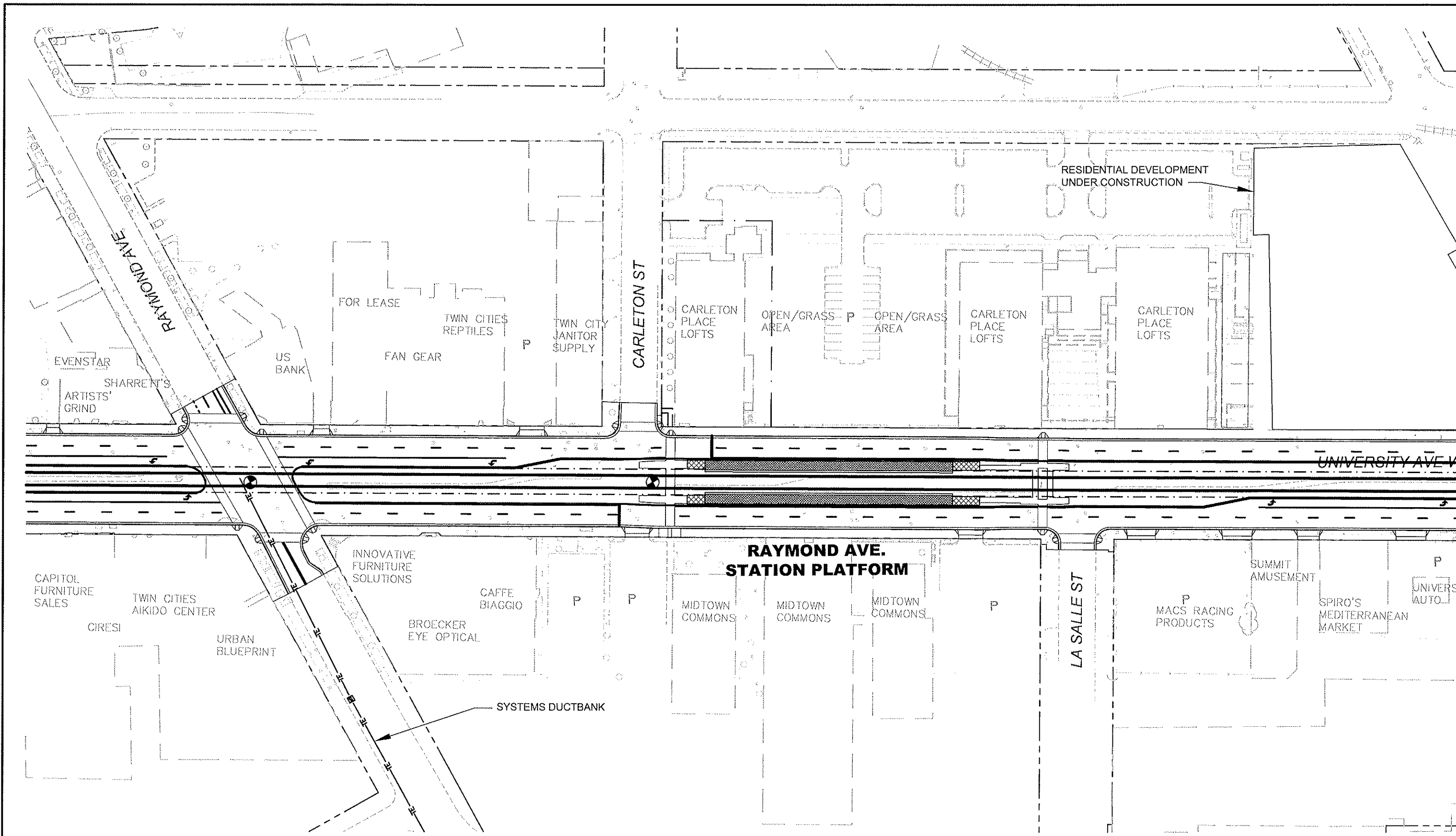
CCLRT PLAN

DISCIPLINE: SHEET NAME:



SHEET
19
OF
59

Mar, 11 2009 03:24 pm I:\900_CAD\SEGMENT-00\SHEET\HDR\01-TRK-PLN-HDR-014.dwg By: gurgeldj



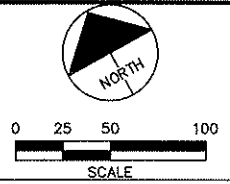
NO.	DATE	BY	REVISION / SUBMITTAL

DESIGNED BY
 DRAWN BY
 CHECKED BY

FEIS PLANS - 3/11/2009

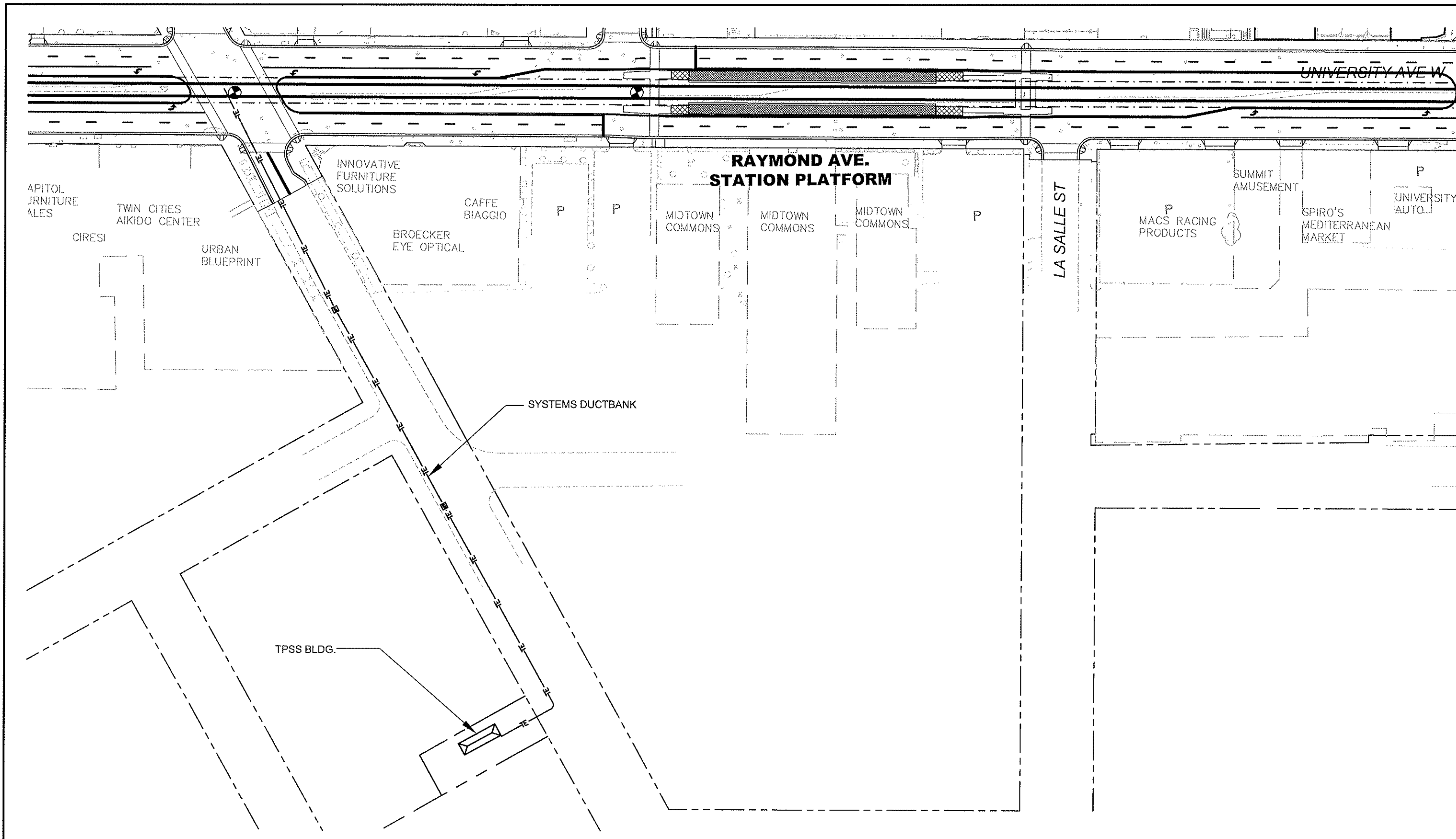
Central Corridor
 Light Rail Transit
 Metropolitan Council

CCLRT PLAN
 DISCIPLINE:
 SHEET NAME:



SHEET
 20
 OF
 59

Mar, 11 2009 03:24 pm I:\900_CAD\SEGMENT-00\SHEET\HDR\01-TRK-PLN-HDR-014A.dwg By: gurgeldj



NO.	DATE	BY	REVISION / SUBMITTAL

DESIGNED BY	
DRAWN BY	
CHECKED BY	

FEIS PLANS - 3/11/2009

Central Corridor
Light Rail Transit

Metropolitan Council

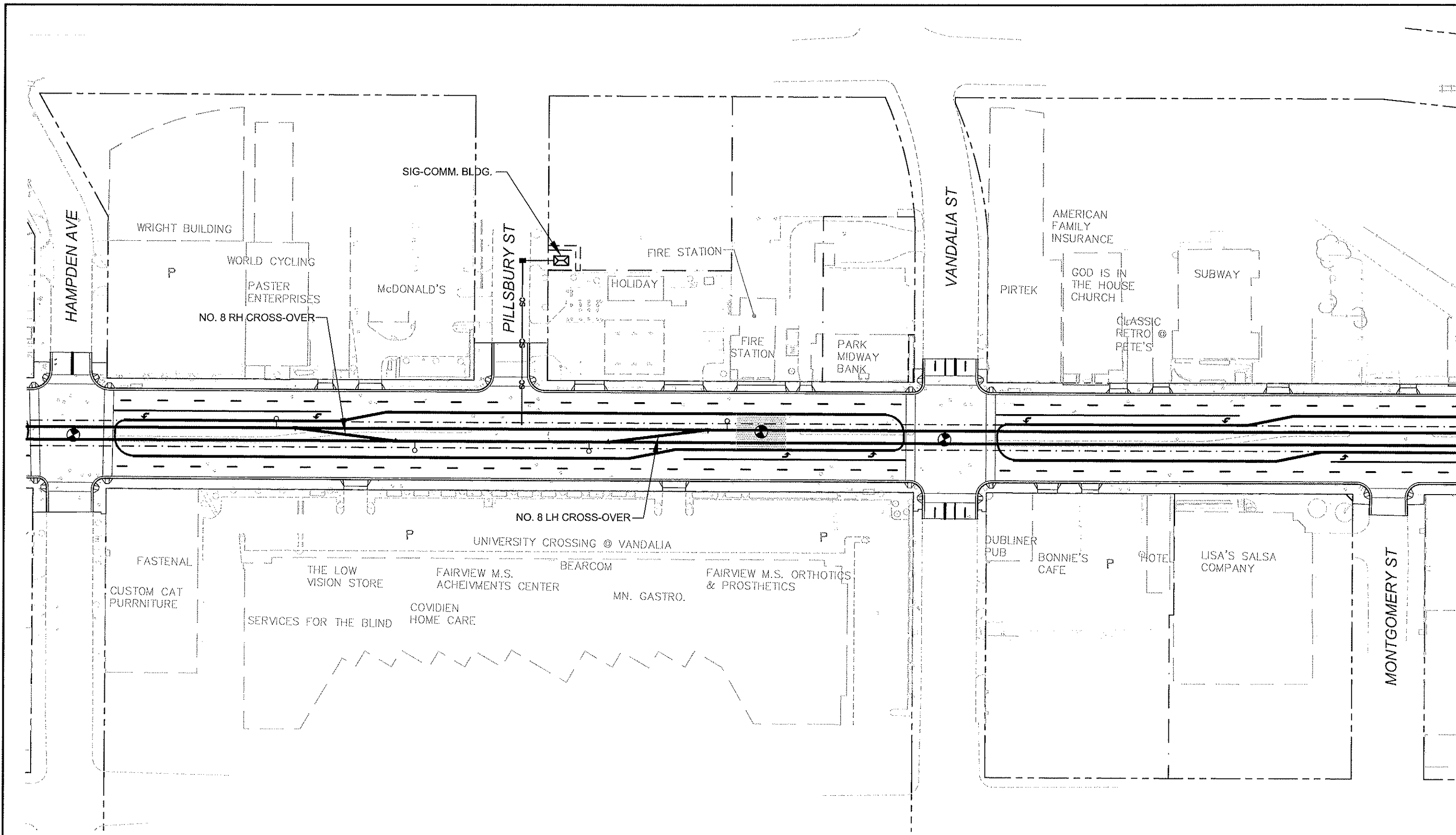
CCLRT PLAN

DISCIPLINE: SHEET NAME:

0 25 50 100
SCALE

SHEET
21
OF
59

Mar 11 2009 03:24 pm I:\900_CAD\SEGMENT-00\SHEET\HDR\01-TRK-PLN-HDR-015.dwg By: gurgeldj



NO.	DATE	BY	REVISION / SUBMITTAL

DESIGNED BY	
DRAWN BY	
CHECKED BY	
FEIS PLANS - 3/11/2009	

**Central Corridor
Light Rail Transit**
Metropolitan Council

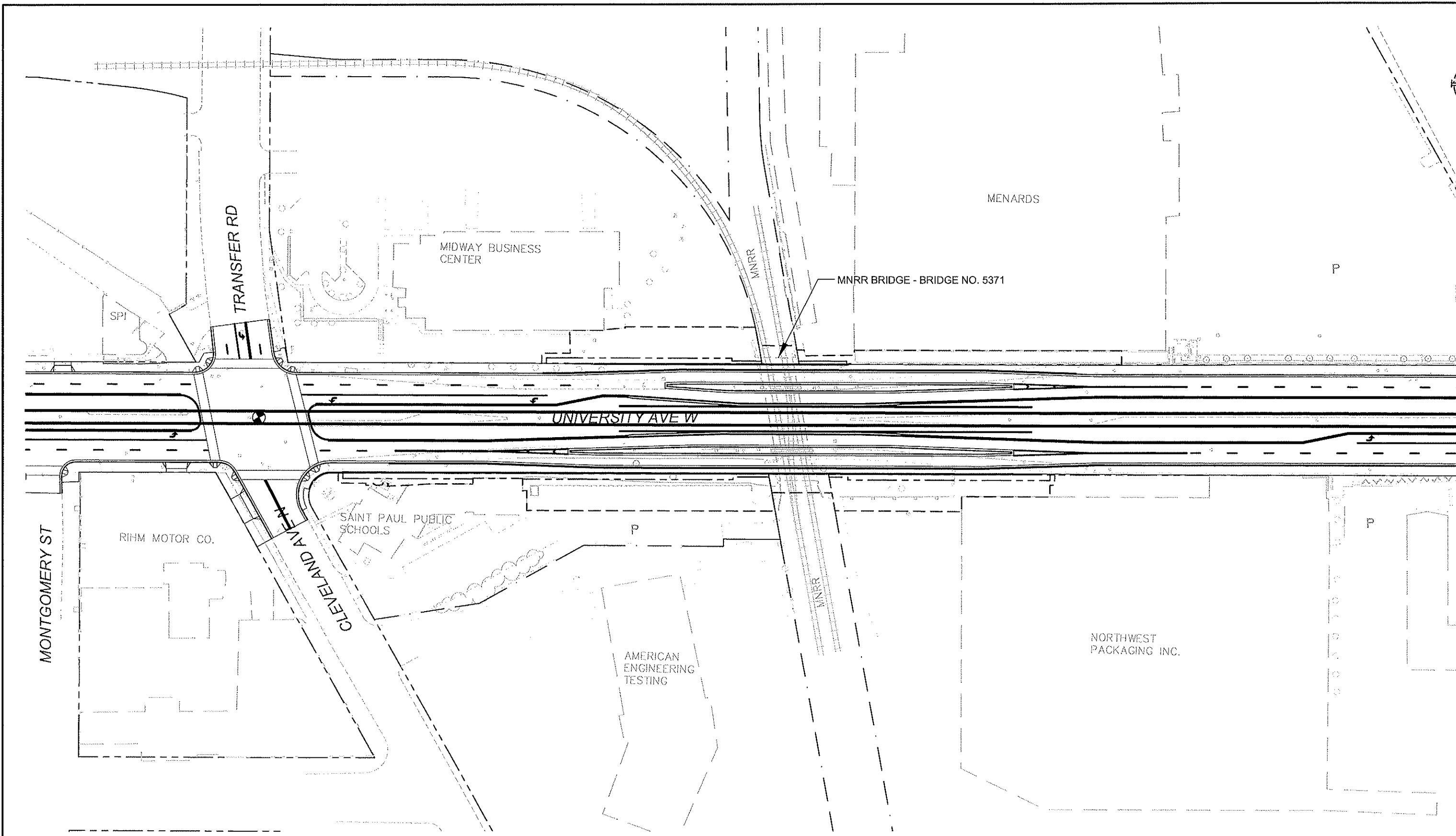
CCLRT PLAN

DISCIPLINE: _____ SHEET NAME: _____

NORTH

0 25 50 100
SCALE

Mar, 11 2009 03:25 pm I:\900_CAD\SEGMENT-00\SHEET\HDR\01-TRK-PLN-HDR-016.dwg By: gurgeldj



NO.	DATE	BY	REVISION / SUBMITTAL

DESIGNED BY
DRAWN BY
CHECKED BY

FEIS PLANS - 3/11/2009

Central Corridor
Light Rail Transit

Metropolitan Council

CCLRT PLAN

DISCIPLINE: SHEET NAME:

SCALE

SHEET
23
OF
59

CHARLES AVE.

PRIOR AVENUE

SYSTEMS DUCTBANK

TPSS BLDG.

FERGUSON XPRESS

PCI MATRIX

MTS BUSINESS SOLUTIONS

ERITREAN COMMUNITY CENTER OF MINNESOTA

MHS CHIROPRACTIC

IRIS PARK PLACE

FRESH ANNOINTING INTERNATIONAL CHURCH

UNIVERSITY AVE W

FAIRVIEW AVE. STATION PLATFORM

DAYS INN

SIGN-A-RAMA

TWIN CITY TEES

MIDWAY LIQUOR STORE

TWIN CITY SAW

ECLIPSE RECORDS

KEYSTONE COMMUNITY SERVICES

MERKATO GROCERY STORE

LAUGHLIN'S

IRIS PARK

PORKYS

EPISCOPAL HOMES

LYNNHURST AVE W

LYNNHURST AVE E

Mar, 11 2009 03:25 pm I:\900_CAD\SEGMENT-00\SHEET\HDR\01-TRK-PLN-HDR-017.dwg By: gurgeldj

NO.	DATE	BY	REVISION / SUBMITTAL


DESIGNED BY

DRAWN BY

CHECKED BY

FEIS PLANS - 3/11/2009

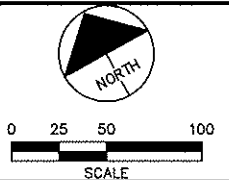
Central Corridor
Light Rail Transit



Metropolitan Council

CCLRT PLAN

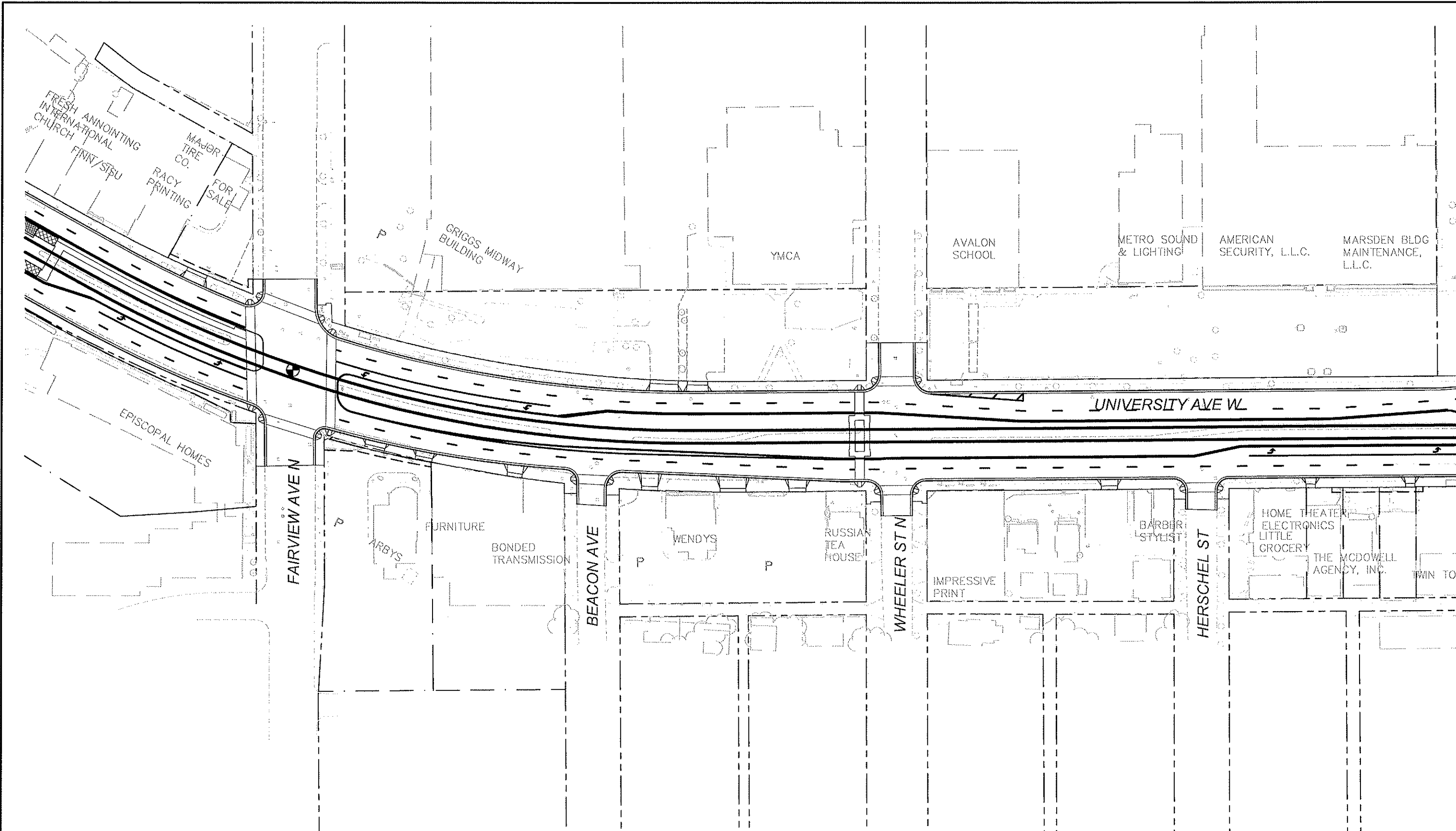
DISCIPLINE: _____ SHEET NAME: _____



0 25 50 100
SCALE

SHEET
24
OF
59

Mar, 11 2009 03:25 pm I:\900_CAD\SEGMENT-00\SHEET\HDR\01-TRK-PLN-HDR-018.dwg By: gurgeldj



NO.	DATE	BY	REVISION / SUBMITTAL

DESIGNED BY
 DRAWN BY
 CHECKED BY

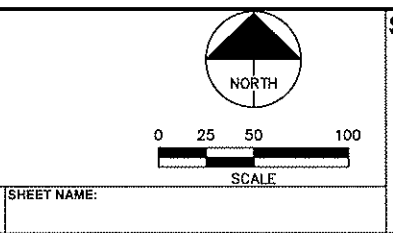
FEIS PLANS - 3/11/2009

Central Corridor
 Light Rail Transit

Metropolitan Council

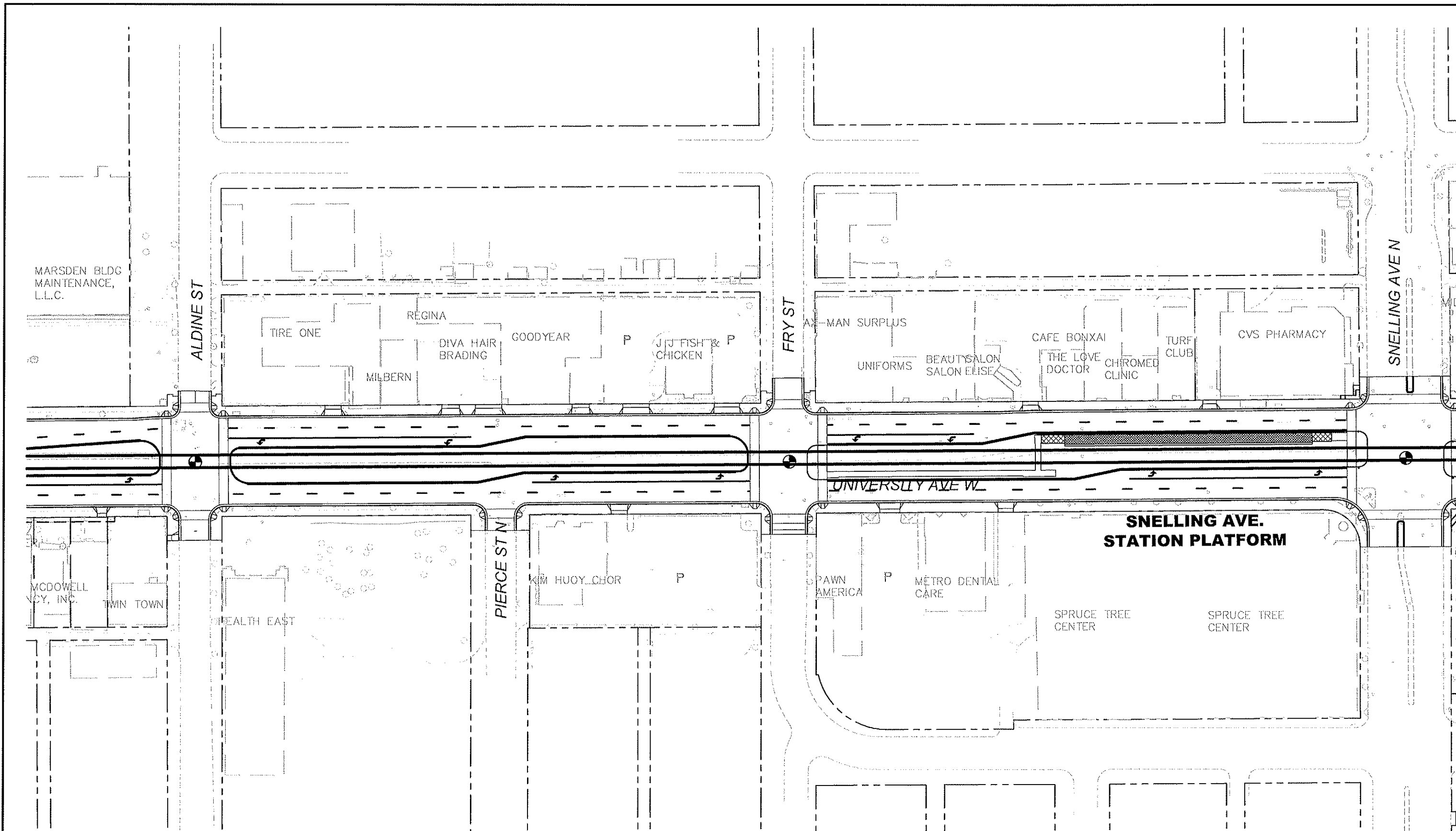
CCLRT PLAN

DISCIPLINE: SHEET NAME:



SHEET
 25
 OF
 59

Mar, 11 2009 03:26 pm I:\900_CAD\SEGMENT-00\SHEET\HDR\01-TRK-PLAN-HDR-019.dwg By: gurgeldj



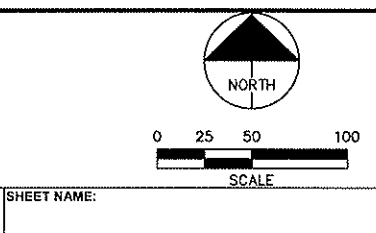
NO.	DATE	BY	REVISION / SUBMITTAL

DESIGNED BY
DRAWN BY
CHECKED BY

FEIS PLANS - 3/11/2009

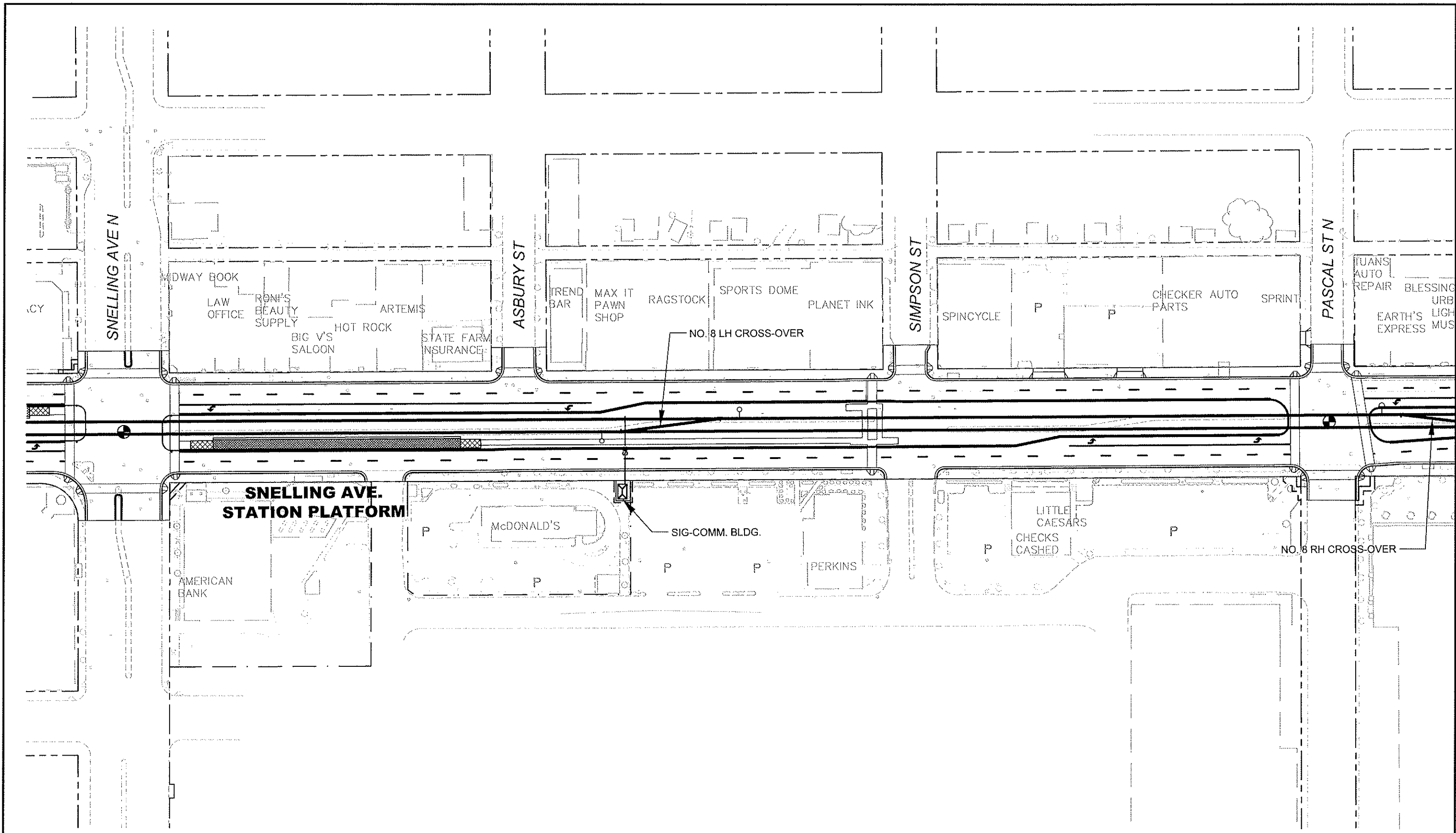
Central Corridor
Light Rail Transit
Metropolitan Council

CCLRT PLAN
DISCIPLINE:
SHEET NAME:



SHEET
26
OF
59

Mar, 11 2009 03:26 pm I:\900_CAD\SEGMENT-00\SHEET\HDR\01-TRK-PLN-HDR-020.dwg By: gurgeldj



NO.	DATE	BY	REVISION / SUBMITTAL

DESIGNED BY	
DRAWN BY	
CHECKED BY	

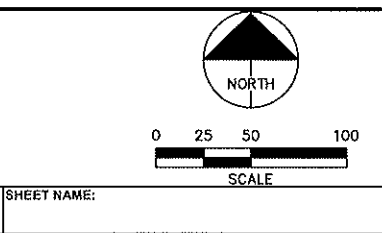
FEIS PLANS - 3/11/2009

Central Corridor
Light Rail Transit

Metropolitan Council

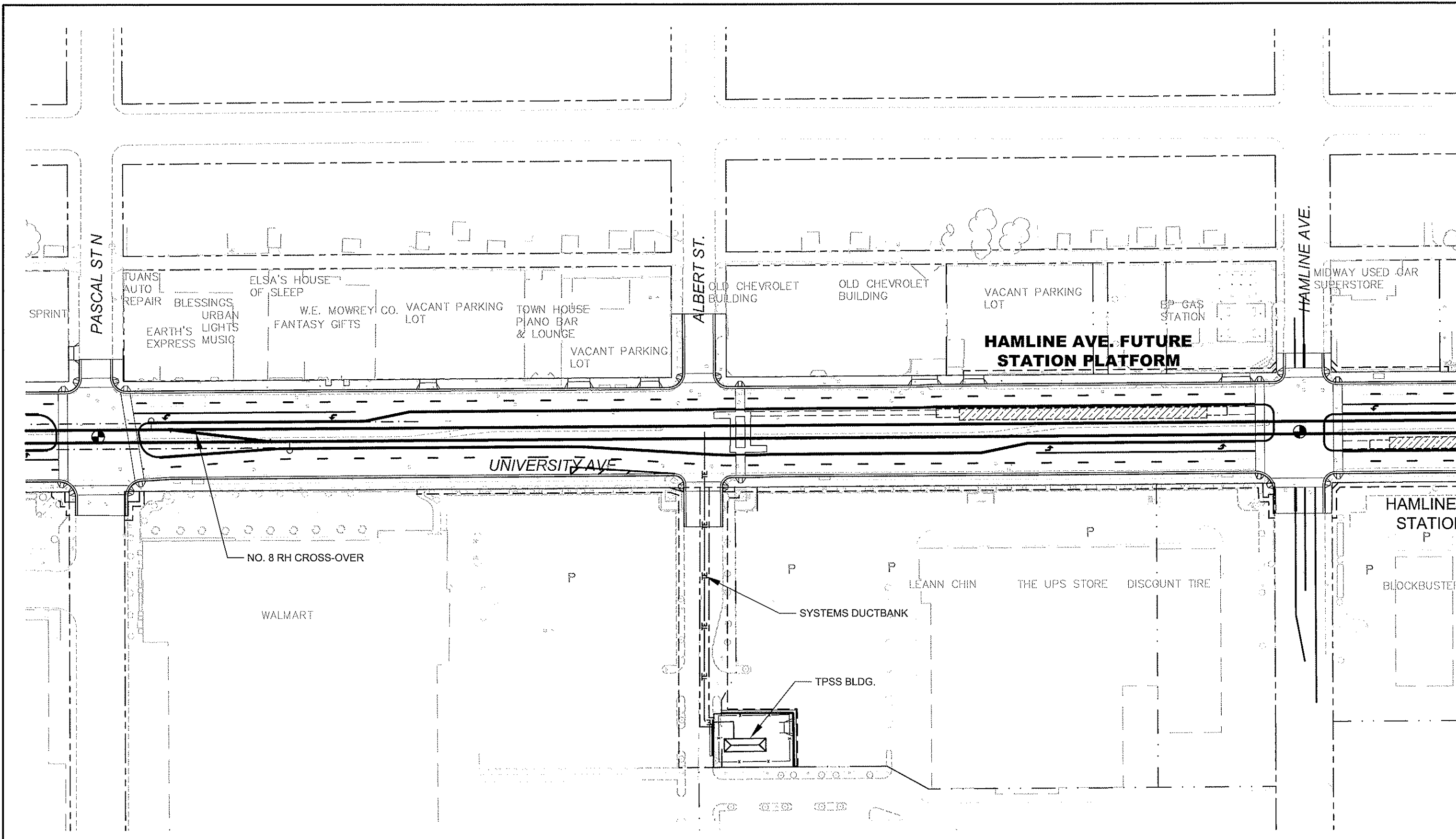
CCLRT PLAN

DISCIPLINE: SHEET NAME:



SHEET
27
OF
59

Mar, 11 2009 03:26 pm I:\900_CAD\SEGMENT-00\SHEET\HDR\01-TRK-PLN-HDR-021.dwg By: gurgeldj



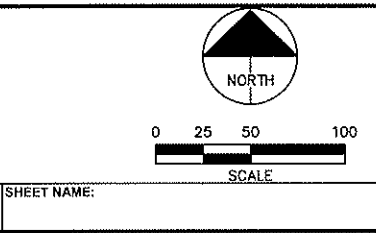
NO.	DATE	BY	REVISION / SUBMITTAL

DESIGNED BY
DRAWN BY
CHECKED BY

FEIS PLANS - 3/11/2009

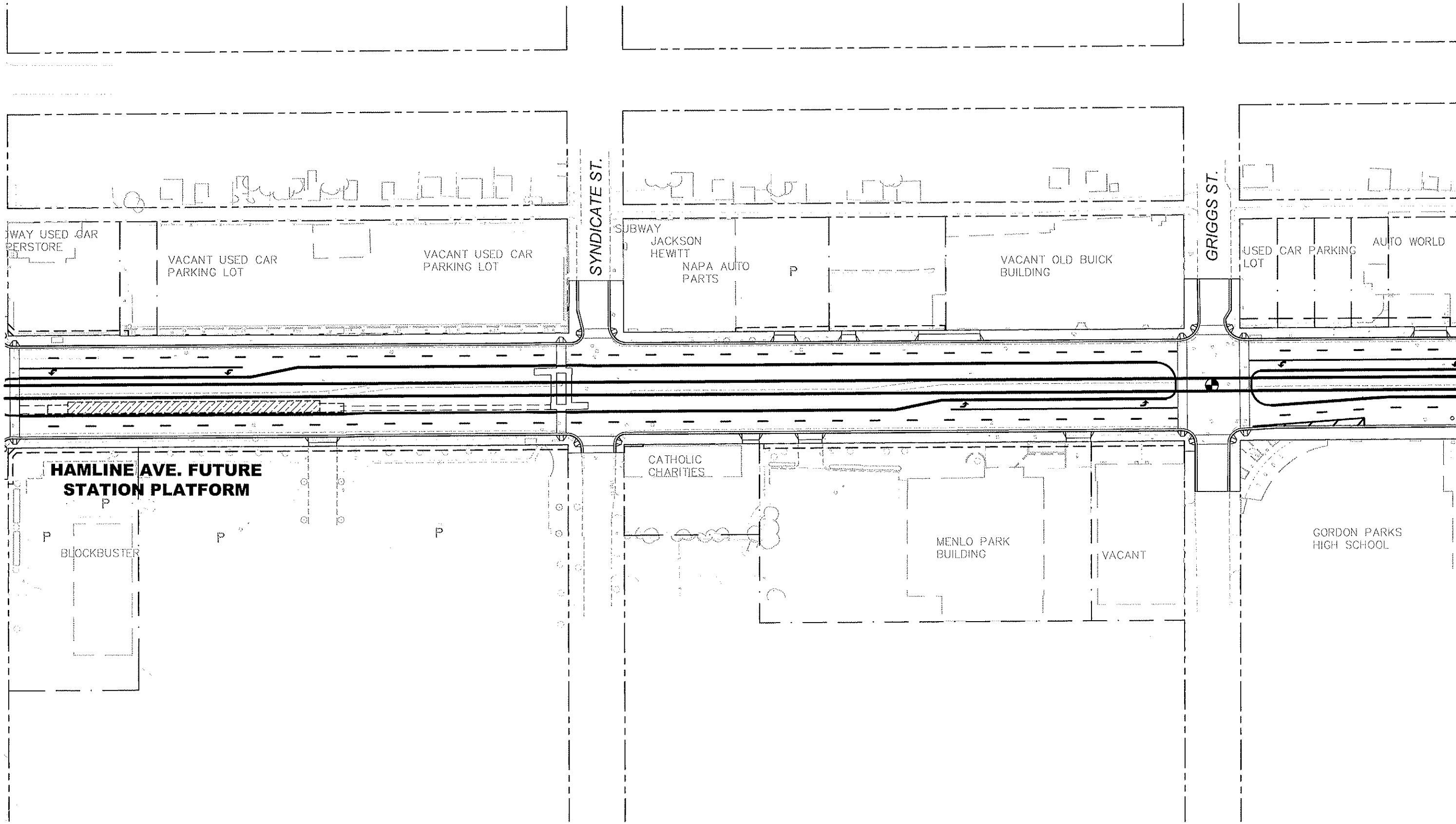
Central Corridor
Light Rail Transit
Metropolitan Council

CCLRT PLAN
DISCIPLINE:
SHEET NAME:



SHEET
28
OF
59

Mar, 11 2009 03:27 pm I:\900_CAD\SEGMENT-00\SHEET\HDR\01-TRK-PLN-HDR-022.dwg By: gurgeldj



NO.	DATE	BY	REVISION / SUBMITTAL

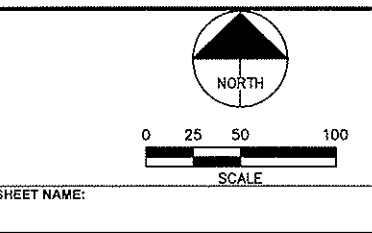
DESIGNED BY	
DRAWN BY	
CHECKED BY	

FEIS PLANS - 3/11/2009

**Central Corridor
Light Rail Transit**
Metropolitan Council

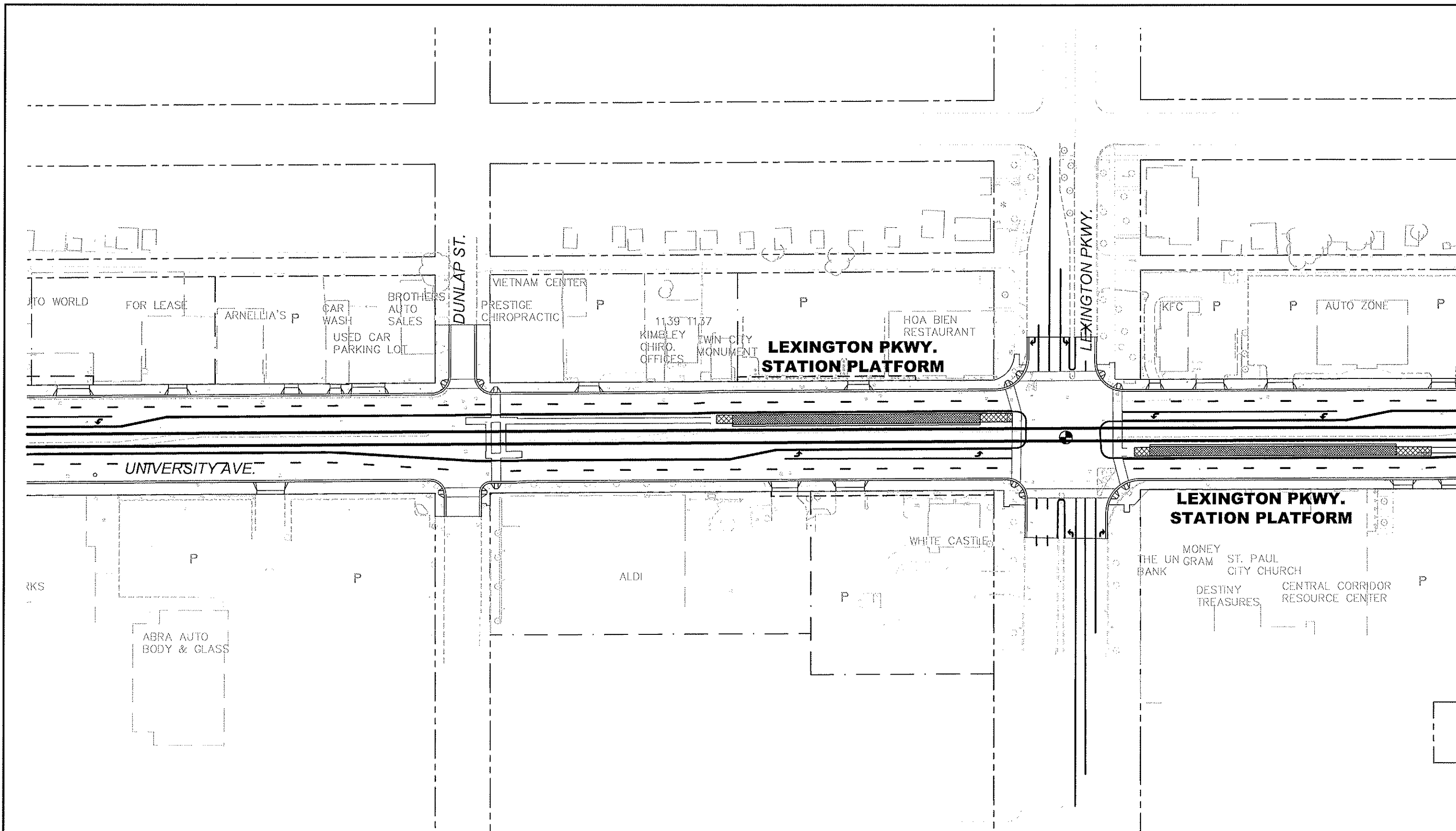
CCLRT PLAN

DISCIPLINE: _____ SHEET NAME: _____



SHEET
29
OF
59

Mar, 11 2009 03:27 pm I:\900_CAD_SEGMENT-00\SHEET\HDR\01-TRK-PLN-HDR-023.dwg By: gurgeldj



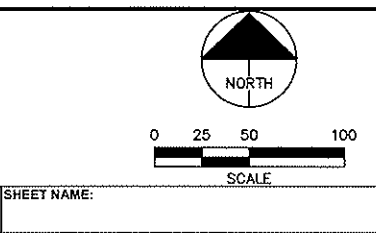
NO.	DATE	BY	REVISION / SUBMITTAL

DESIGNED BY
DRAWN BY
CHECKED BY

FEIS PLANS - 3/11/2009

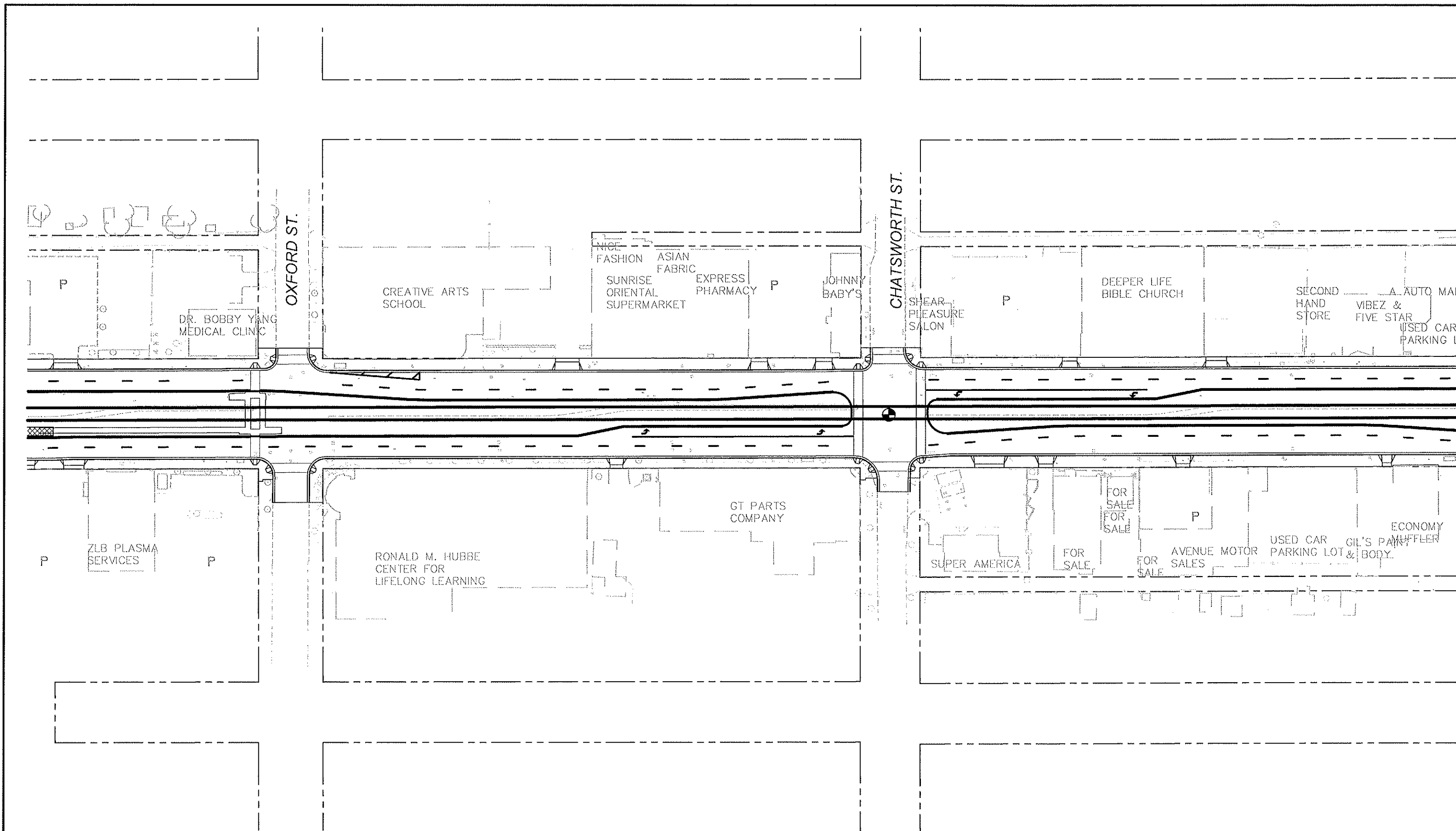
Central Corridor
Light Rail Transit
Metropolitan Council

CCLRT PLAN
DISCIPLINE:
SHEET NAME:



SHEET
30
OF
59

Mar, 11 2009 05:27 pm I:\900_CAD\SEGMENT-00\SHEET\HDR\01-TRK-PLN-HDR-024.dwg By: gurgeldj



NO.	DATE	BY	REVISION / SUBMITTAL

DESIGNED BY	
DRAWN BY	
CHECKED BY	

FEIS PLANS - 3/11/2009

**Central Corridor
Light Rail Transit**

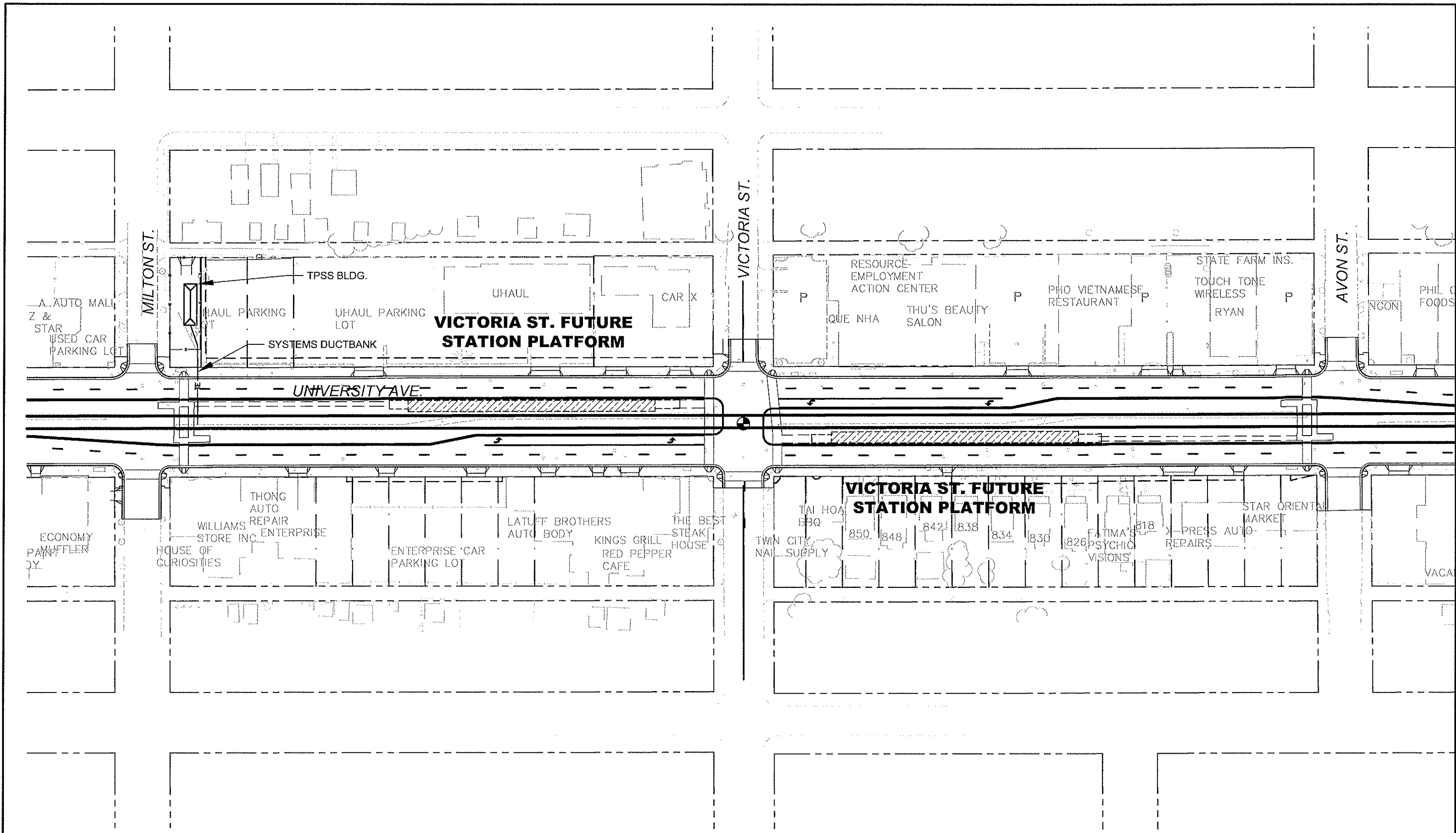
CCLRT PLAN

DISCIPLINE:

SHEET NAME:

SHEET 31 OF 59

Mar, 11 2009 03:28 pm i:\900_CAD\SEGMENT-00\SHEET\HDR\01-TRK-PLN-HDR-025.dwg By: gurgeldj



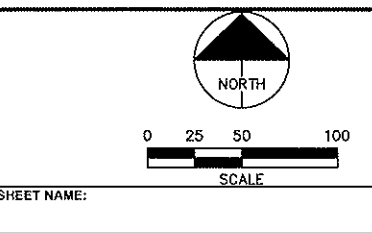
NO.	DATE	BY	REVISION / SUBMITTAL

DESIGNED BY _____
 DRAWN BY _____
 CHECKED BY _____

FEIS PLANS - 3/11/2009

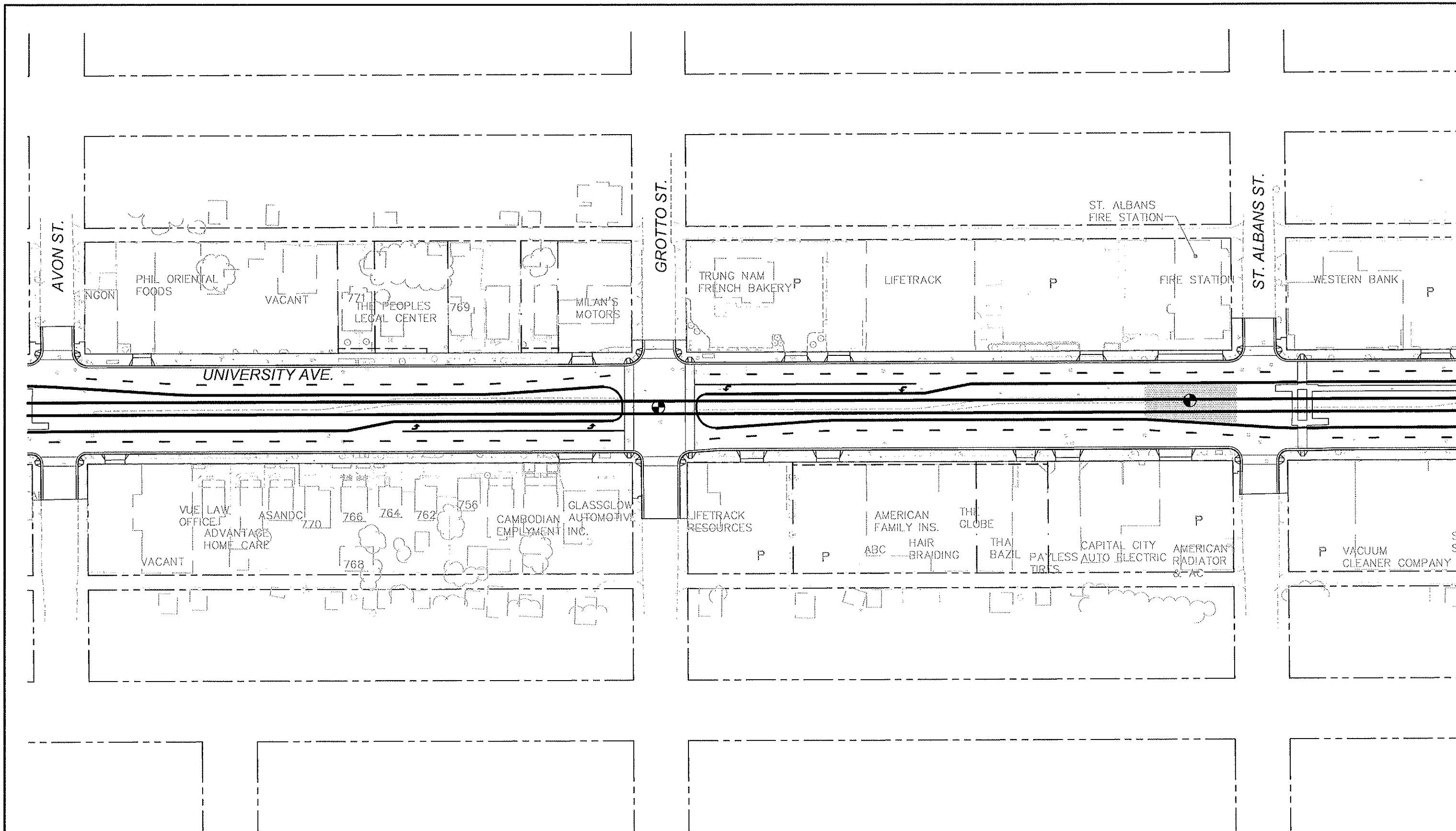
Central Corridor
 Light Rail Transit
 Metropolitan Council

CCLRT PLAN
 DISCIPLINE: _____
 SHEET NAME: _____



SHEET
 32
 OF
 59

Mar, 11 2009 03:28 pm I:\900_CAD\SEGMENT-00\SHEET\HDR\01-TRK-PLN-HDR-026.dwg By: gurgeldj



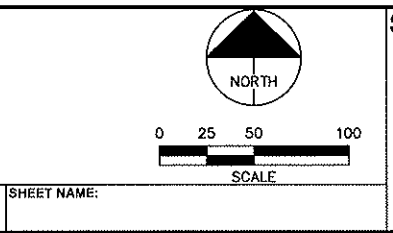
NO.	DATE	BY	REVISION / SUBMITTAL

DESIGNED BY
DRAWN BY
CHECKED BY

FEIS PLANS - 3/11/2009

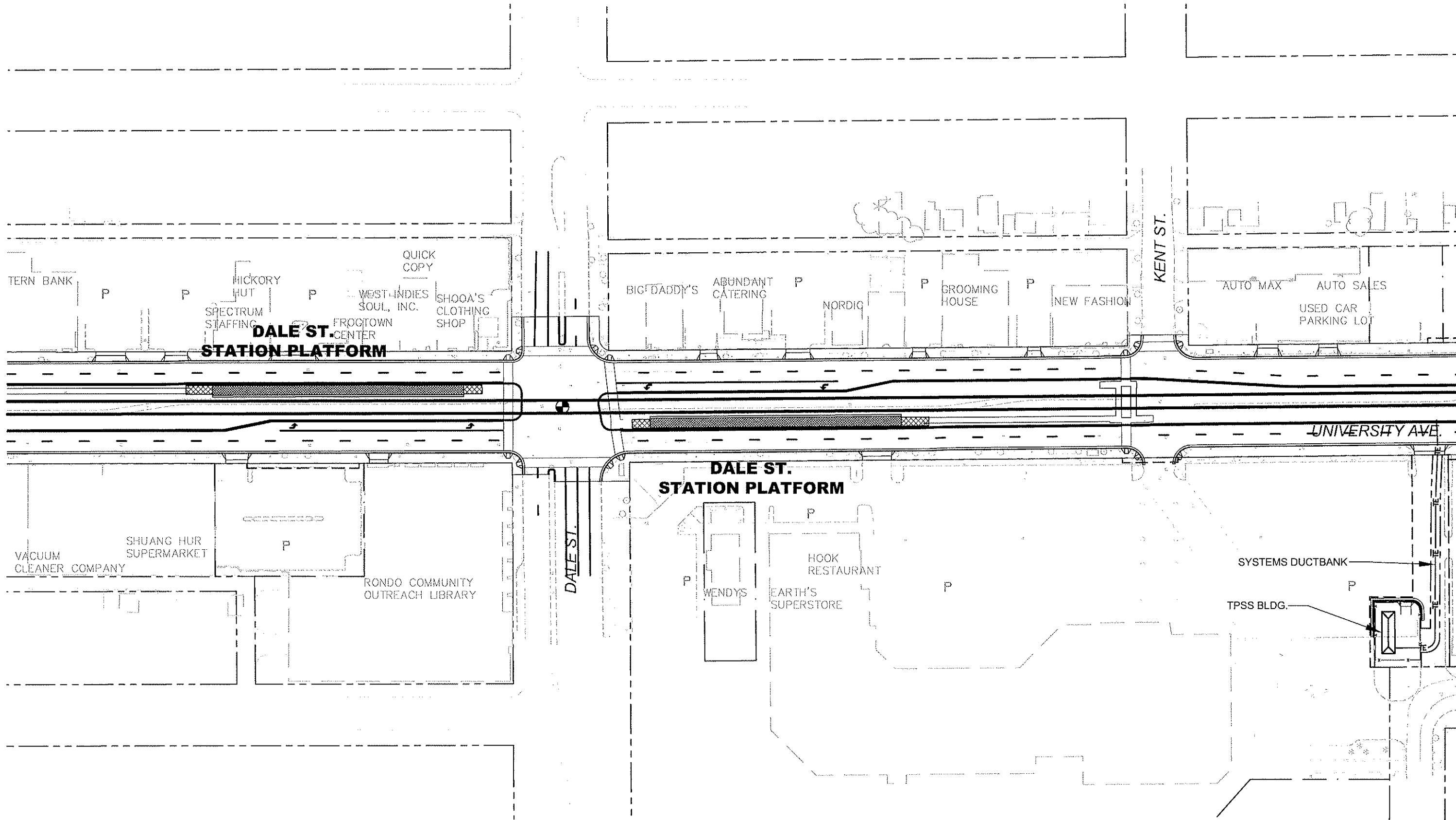
Central Corridor
Light Rail Transit
Metropolitan Council

CCLRT PLAN
DISCIPLINE:
SHEET NAME:



SHEET
33
OF
59

Mar, 11 2009 03:28 pm i:\900_CAD\SEGMENT-00\SHEET\HDR\01-TRK-PLN-HDR-027.dwg By: gurgeldj



NO.	DATE	BY	REVISION / SUBMITTAL

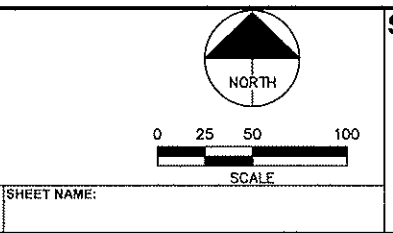
DESIGNED BY _____
 DRAWN BY _____
 CHECKED BY _____

FEIS PLANS - 3/11/2009

**Central Corridor
 Light Rail Transit**

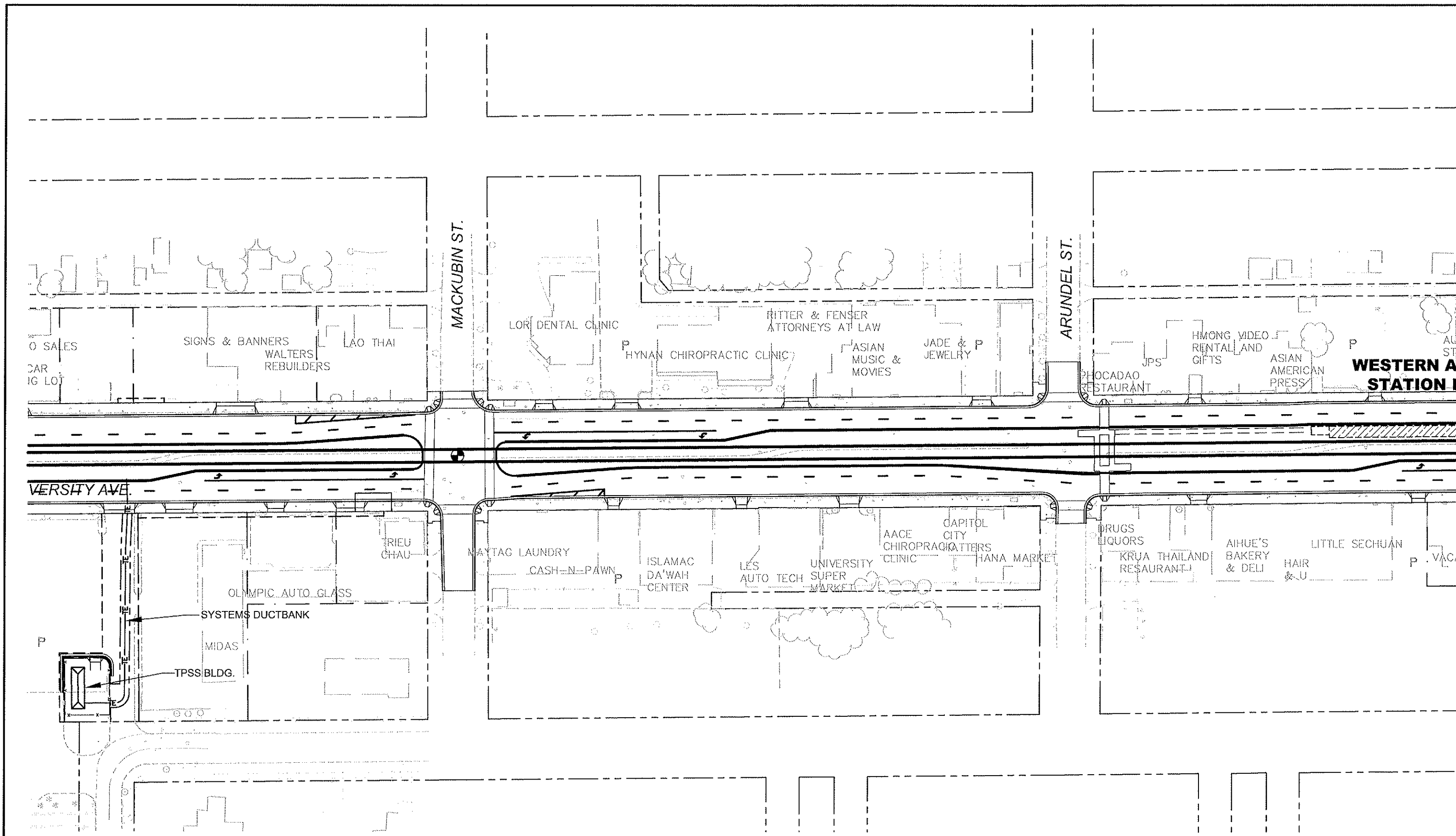
CCLRT PLAN

DISCIPLINE: _____
 SHEET NAME: _____



**SHEET
 34
 OF
 59**

Mar, 11 2009 03:28 pm i:\900_CAD\SEGMENT-00\SHEET\HDR\01-TRK-PLAN-HDR-028.dwg By: gurgeldj



NO.	DATE	BY	REVISION / SUBMITTAL

DESIGNED BY	
DRAWN BY	
CHECKED BY	

FEIS PLANS - 3/11/2009

**Central Corridor
Light Rail Transit**
Metropolitan Council

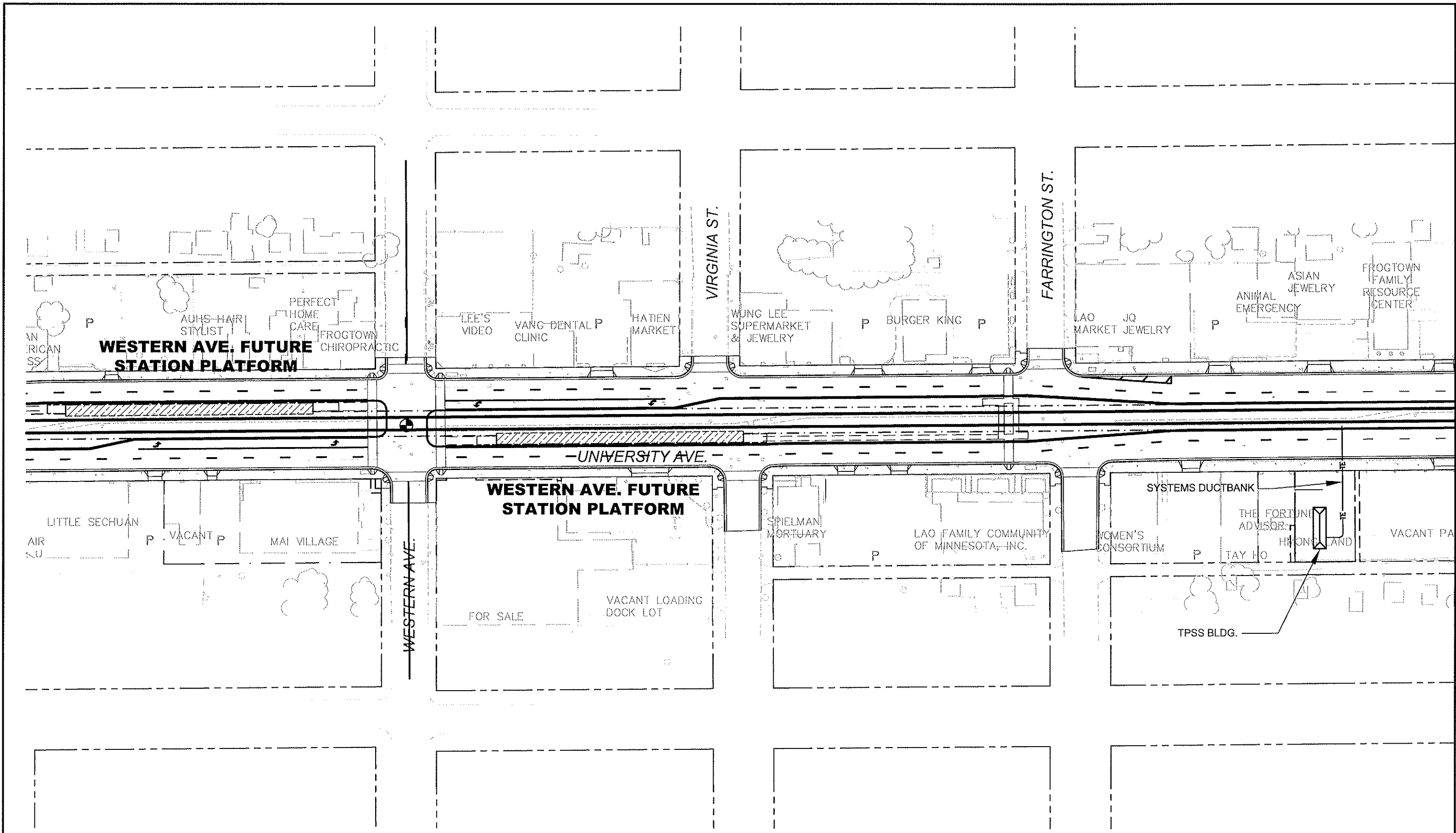
CCLRT PLAN

DISCIPLINE:

SHEET NAME:

SHEET 35 OF 59

Mar, 11 2009 03:29 pm I:\900_CAD\SEGMENT-00\SHEET\HDR\01-TRK-PLN-HDR-029.dwg By: gurgeldj



NO.	DATE	BY	REVISION / SUBMITTAL

DESIGNED BY	QC REVIEW
DRAWN BY	REVIEWER COMPANY DATE
CHECKED BY	ORIGINATOR COMPANY DATE
	CAD COMPANY DATE
	VERIFIED BY COMPANY DATE

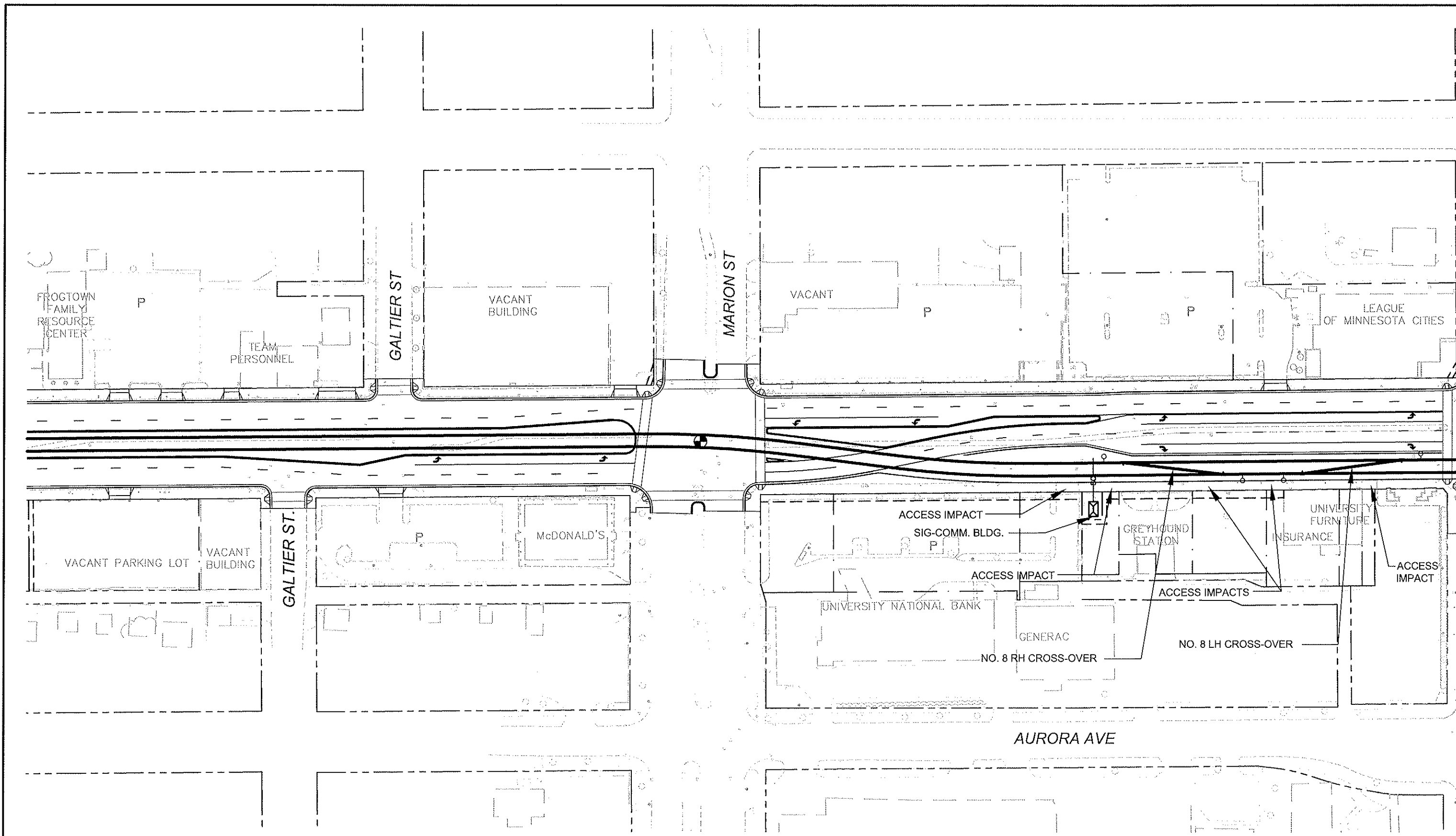
FEIS PLANS - 3/11/2009

**Central Corridor
Light Rail Transit**

CCLRT PLAN

DISCIPLINE: _____
SHEET NAME: _____

Mar, 11 2009 03:29 pm I:\900_CAD\SEGMENT-00\SHEET\HDR\01-TRK-PLN-HDR-030.dwg By: gurgelofj



NO.	DATE	BY	REVISION / SUBMITTAL

DESIGNED BY	QC REVIEW
DRAWN BY	REVIEWER COMPANY DATE
CHECKED BY	ORIGINATOR COMPANY DATE
	CAD COMPANY DATE
	VERIFIED BY COMPANY DATE

FEIS PLANS - 3/11/2009

Central Corridor
Light Rail Transit

Metropolitan Council

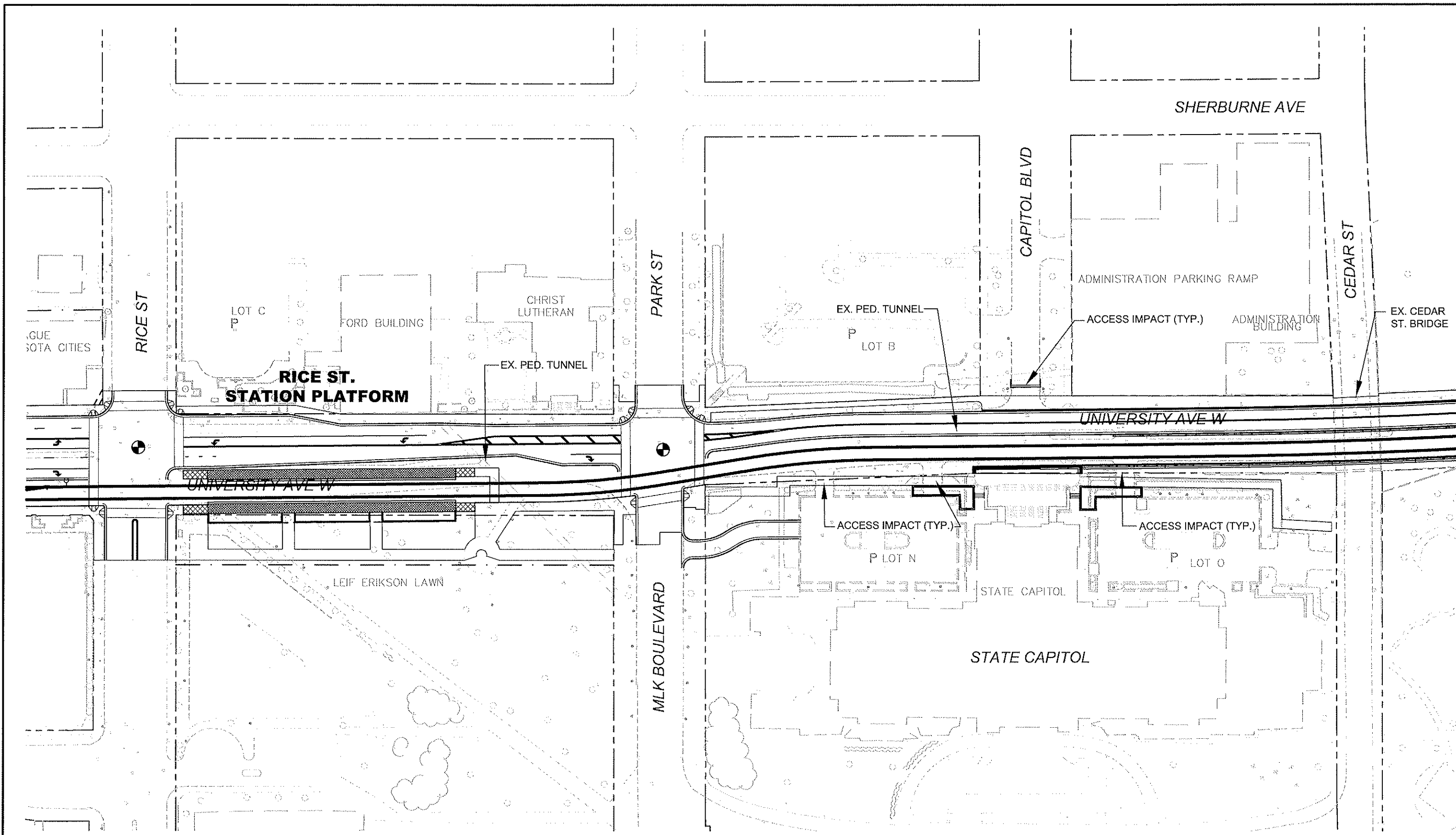
CCLRT PLAN

DISCIPLINE: SHEET NAME:

SCALE

SHEET 37 OF 59

Mar, 11 2009 03:30 pm I:\900_CAD\SEGMENT-00\SHEET\HDR\01-TRK-PLN-HDR-031.dwg By: gurgeldj



NO.	DATE	BY	REVISION / SUBMITTAL

DESIGNED BY	QC REVIEW
DRAWN BY	REVIEWER COMPANY DATE
CHECKED BY	ORIGINATOR COMPANY DATE
	CAD COMPANY DATE
	VERIFIED BY COMPANY DATE

FEIS PLANS - 3/11/2009

Central Corridor
Light Rail Transit

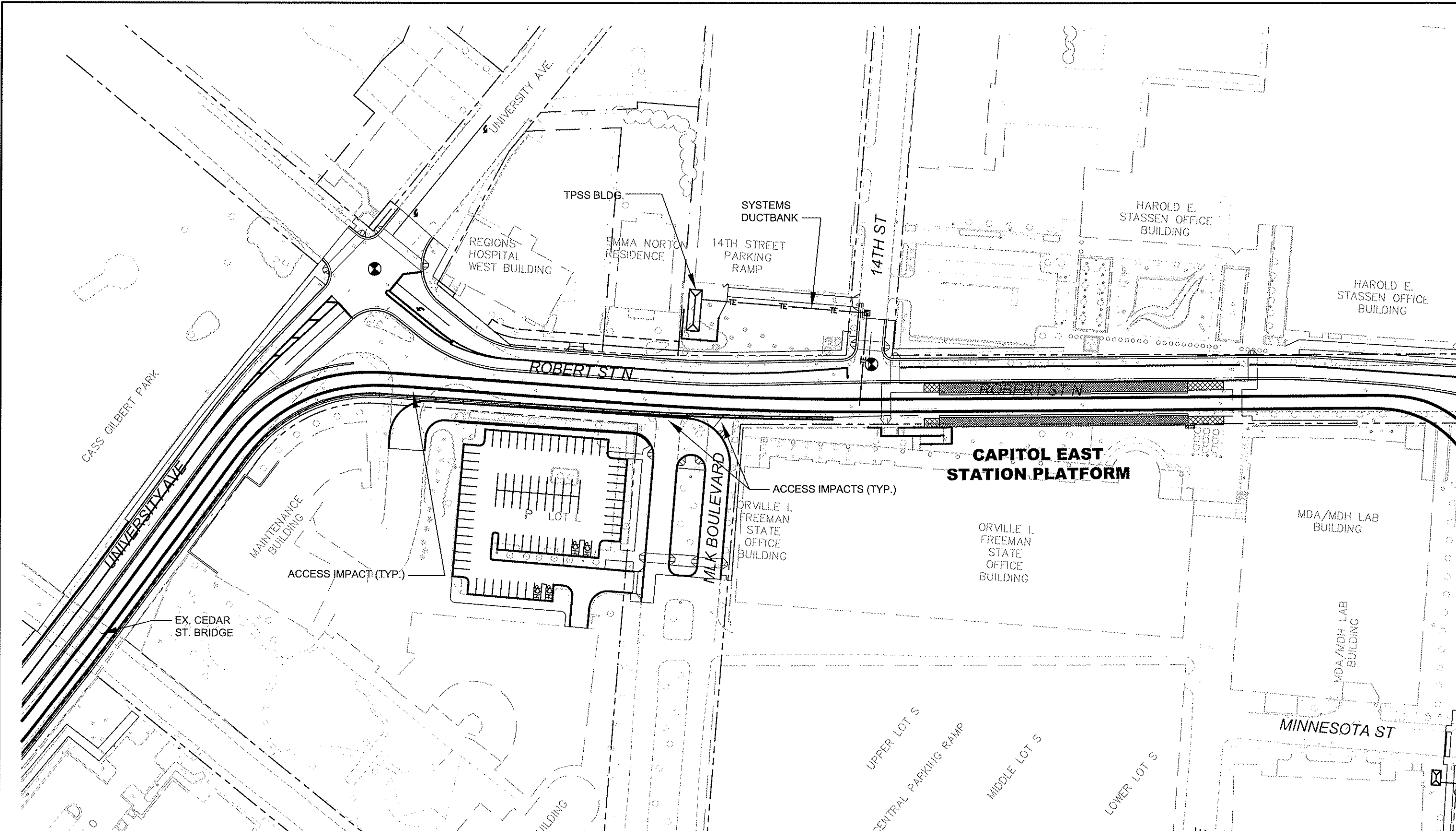
Metropolitan Council

CCLRT PLAN

DISCIPLINE: SHEET NAME:

SHEET 38 OF 59

Mar 11 2009 03:30 pm I:\900_CAD\SEGMENT-00\SHEET\HDR\01-TRK-PLN-HDR-032.dwg By: gurgelaj



NO.	DATE	BY	REVISION / SUBMITTAL

DESIGNED BY		QC REVIEW	
DRAWN BY		REVIEWER	COMPANY DATE
CHECKED BY		ORIGINATOR	COMPANY DATE
		CAD	COMPANY DATE
		VERIFIED BY	COMPANY DATE

FEIS PLANS - 3/11/2009

**Central Corridor
Light Rail Transit**

 Metropolitan Council

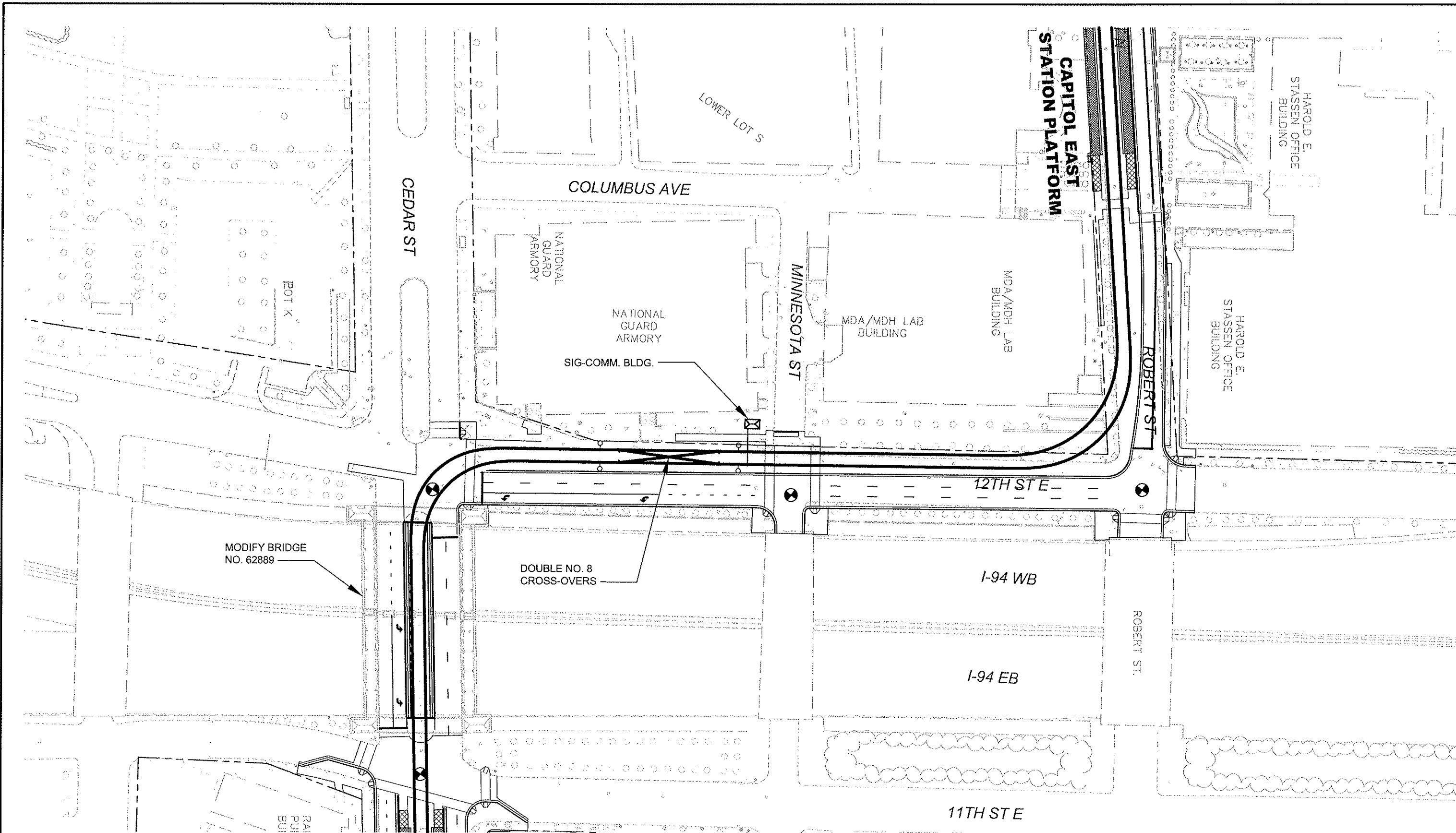
CCLRT PLAN

DISCIPLINE: _____ SHEET NAME: _____

SCALE

SHEET
 39
 OF
 59

Mar, 11 2009 03:30 pm I:\900_CAD\SEGMENT-00\SHEET\HDR\01-TRK-PLN-HDR-033.dwg By: gurgeldj



NO.	DATE	BY	REVISION / SUBMITTAL

DESIGNED BY	QC REVIEW
DRAWN BY	REVIEWER COMPANY DATE
CHECKED BY	ORIGINATOR COMPANY DATE
	CAD COMPANY DATE
	VERIFIED BY COMPANY DATE

FEIS PLANS - 3/11/2009

Central Corridor
Light Rail Transit

Metropolitan Council

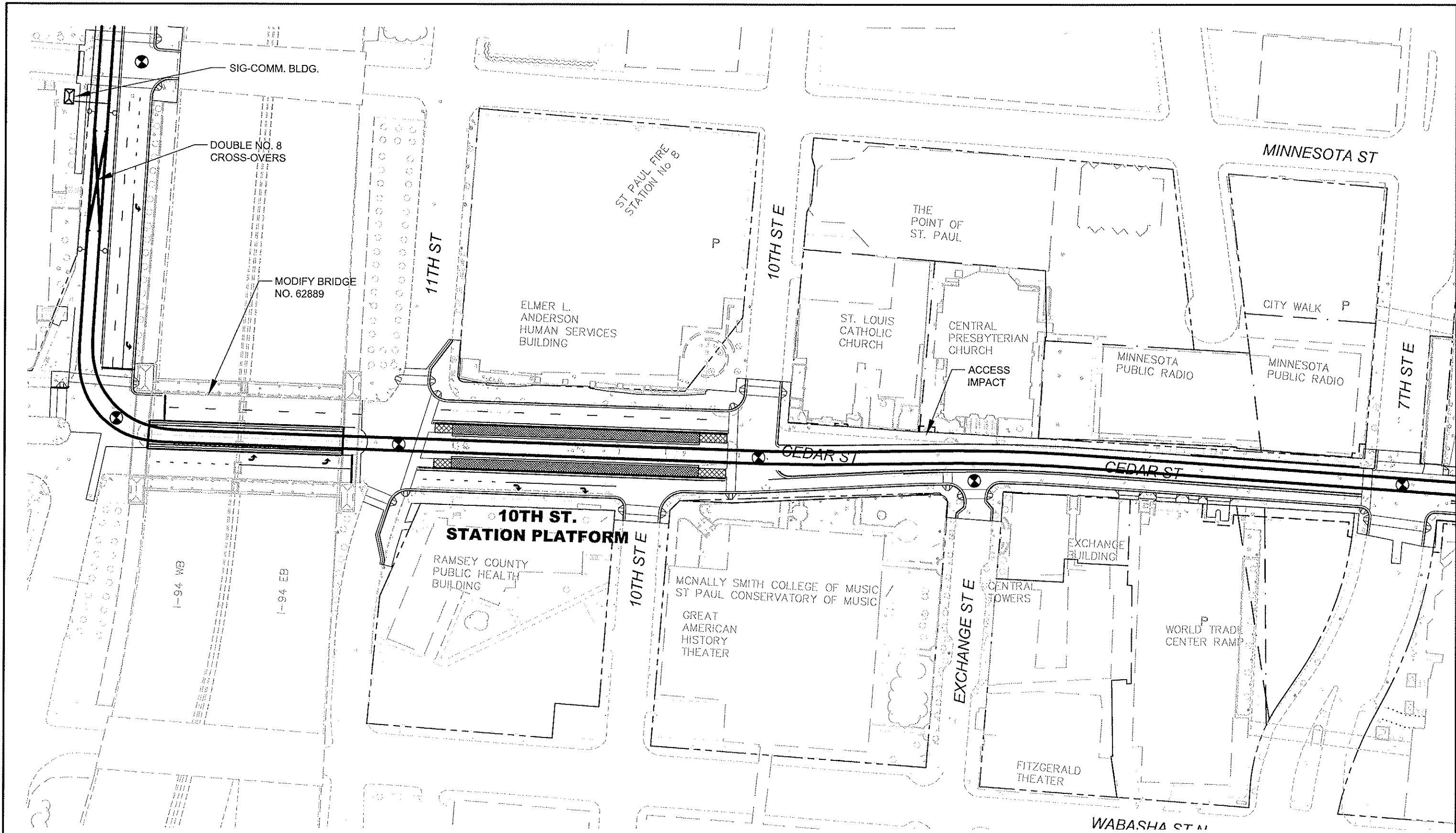
CCLRT PLAN

DISCIPLINE: SHEET NAME:

0 25 50 100
SCALE

SHEET 40 OF 59

Mar, 11 2009 03:31 pm I:\900_CAD\SEGMENT-00\SHEET\HDR\01-TRK-PLN-HDR-034.dwg By: gurgeldj



NO.	DATE	BY	REVISION / SUBMITTAL

DESIGNED BY	QC REVIEW
DRAWN BY	REVIEWER COMPANY DATE
CHECKED BY	ORIGINATOR COMPANY DATE
	CAD COMPANY DATE
	VERIFIED BY COMPANY DATE

FEIS PLANS - 3/11/2009

Central Corridor
Light Rail Transit

Metropolitan Council

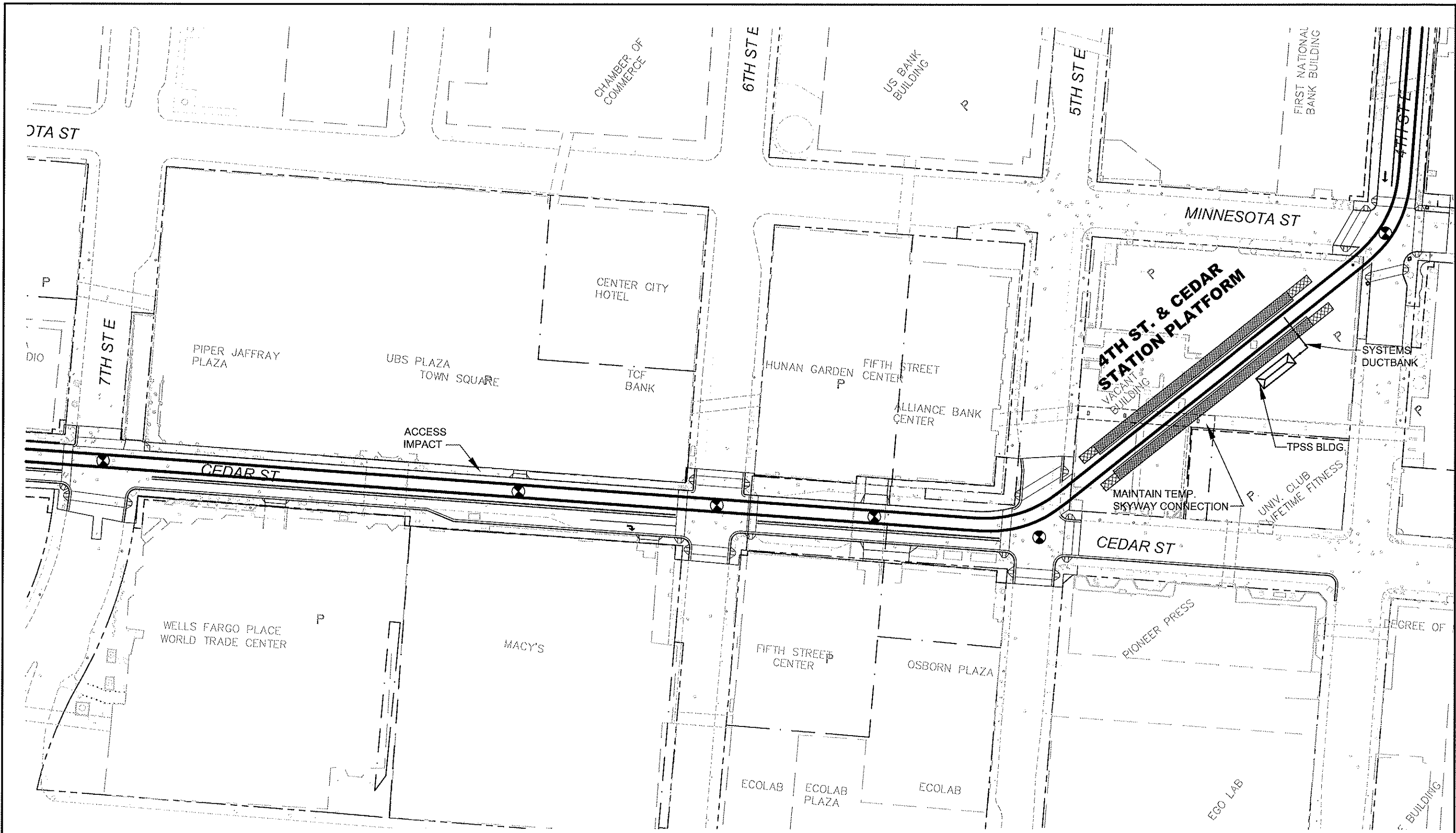
CCLRT PLAN

DISCIPLINE: SHEET NAME:

0 25 50 100
SCALE

SHEET 41 OF 59

Mar 11 2009 03:31 pm I:\900_CAD\SEGMENT-00\SHEET\HDR\01-TRK-PLN-HDR-035.dwg By: gurgeldj



NO.	DATE	BY	REVISION / SUBMITTAL

DESIGNED BY	QC REVIEW
DRAWN BY	REVIEWER COMPANY DATE
CHECKED BY	ORIGINATOR COMPANY DATE
	CAD COMPANY DATE
	VERIFIED BY COMPANY DATE

FEIS PLANS - 3/11/2009

Central Corridor
Light Rail Transit

Metropolitan Council

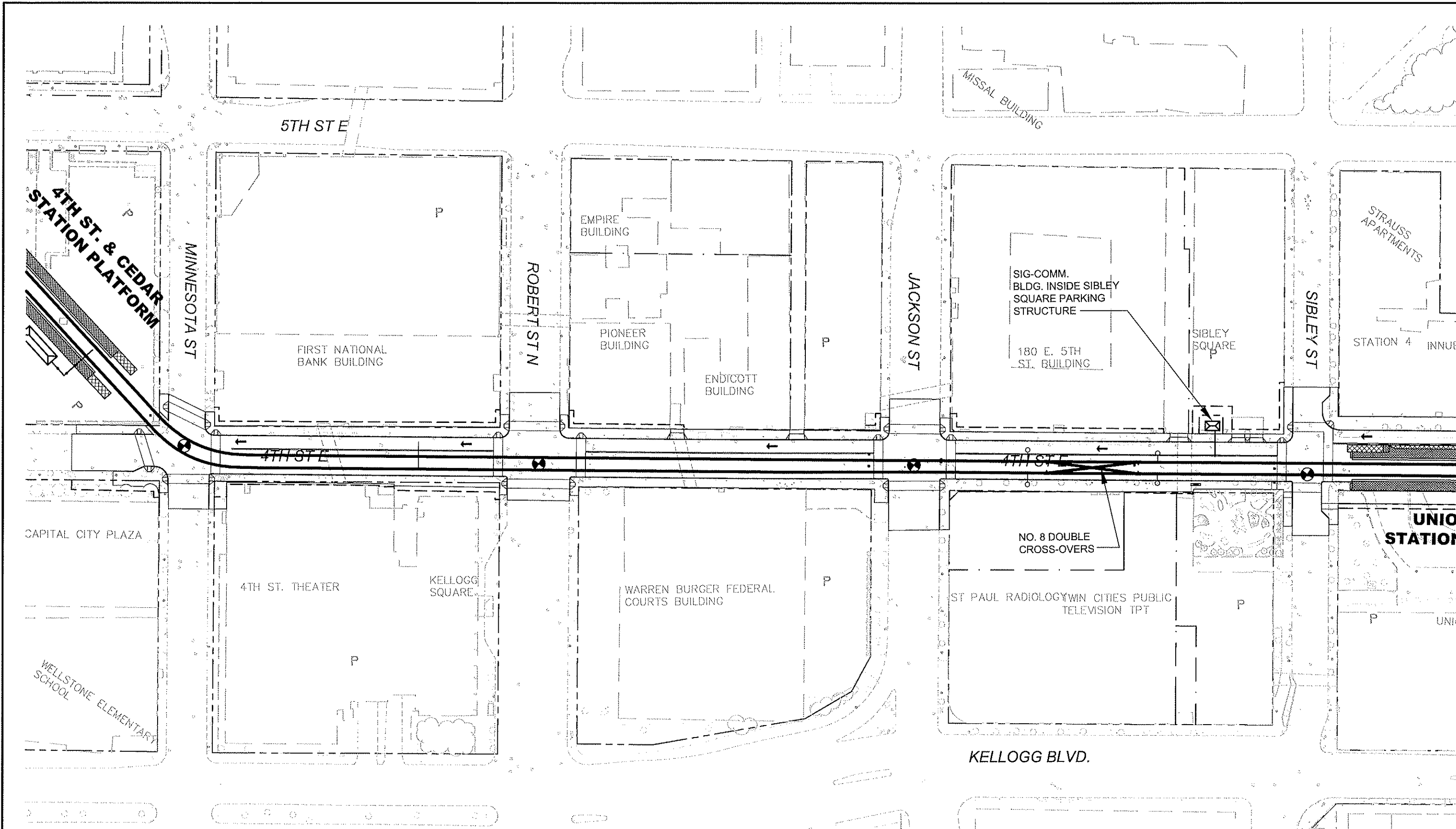
CCLRT PLAN

DISCIPLINE: SHEET NAME:

SCALE: 0 25 50 100

SHEET 42 OF 59

Mar, 11 2009 03:31 pm I:\900_CAD\SEGMENT-00\SHEET\HDR\01-TRK-PLN-HDR-036.dwg By: gurgeldj



NO.	DATE	BY	REVISION / SUBMITTAL

DESIGNED BY	QC REVIEW		
DRAWN BY	REVIEWER	COMPANY	DATE
CHECKED BY	ORIGINATOR	COMPANY	DATE
	CAD	COMPANY	DATE
	VERIFIED BY	COMPANY	DATE

FEIS PLANS - 3/11/2009

Central Corridor
Light Rail Transit

Metropolitan Council

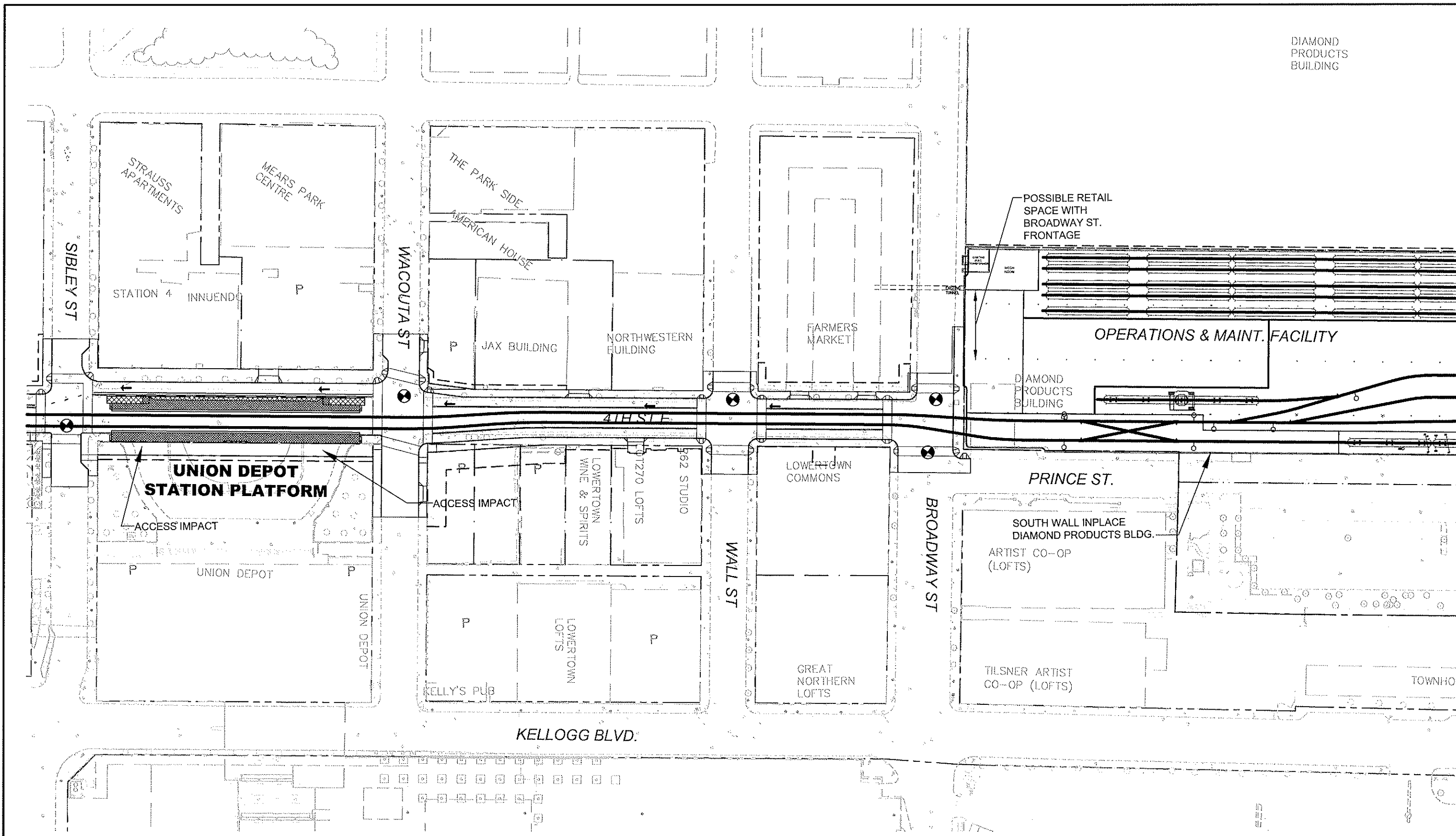
CCLRT PLAN

DISCIPLINE: SHEET NAME:

0 25 50 100
SCALE

SHEET 43 OF 59

Mar, 11 2009 03:32 pm I:\900_CAD\SEGMENT-00\SHEET\HDR\01-TRK-PLN-HDR-037.dwg By: gurgeldj



NO.	DATE	BY	REVISION / SUBMITTAL

DESIGNED BY	QC REVIEW
DRAWN BY	REVIEWER COMPANY DATE
CHECKED BY	ORIGINATOR COMPANY DATE
	CAD COMPANY DATE
	VERIFIED BY COMPANY DATE

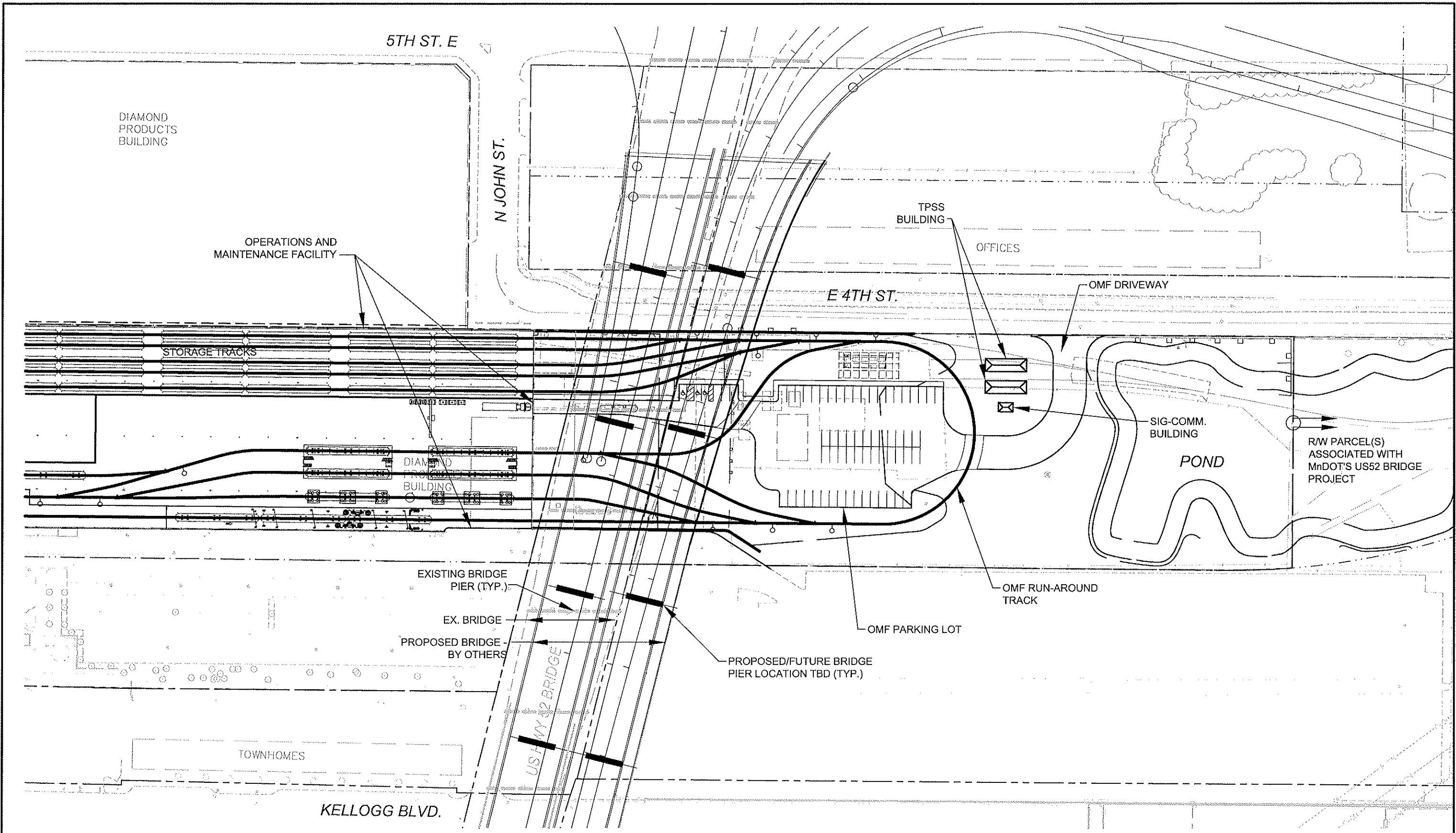
FEIS PLANS - 3/11/2009

**Central Corridor
Light Rail Transit**

CCLRT PLAN

 DISCIPLINE: SHEET NAME:

Mar, 11 2009 05:33 pm I:\900_CAD_SEGMENT-00\SHEET\HDR\01-TRK-PLN-HDR-038.dwg By: gurgeldj



NO.	DATE	BY	REVISION / SUBMITTAL

DESIGNED BY	QC REVIEW
DRAWN BY	REVIEWER COMPANY DATE
	ORIGINATOR COMPANY DATE
CHECKED BY	CAD COMPANY DATE
	VERIFIED BY COMPANY DATE

FEIS PLANS - 3/11/2009

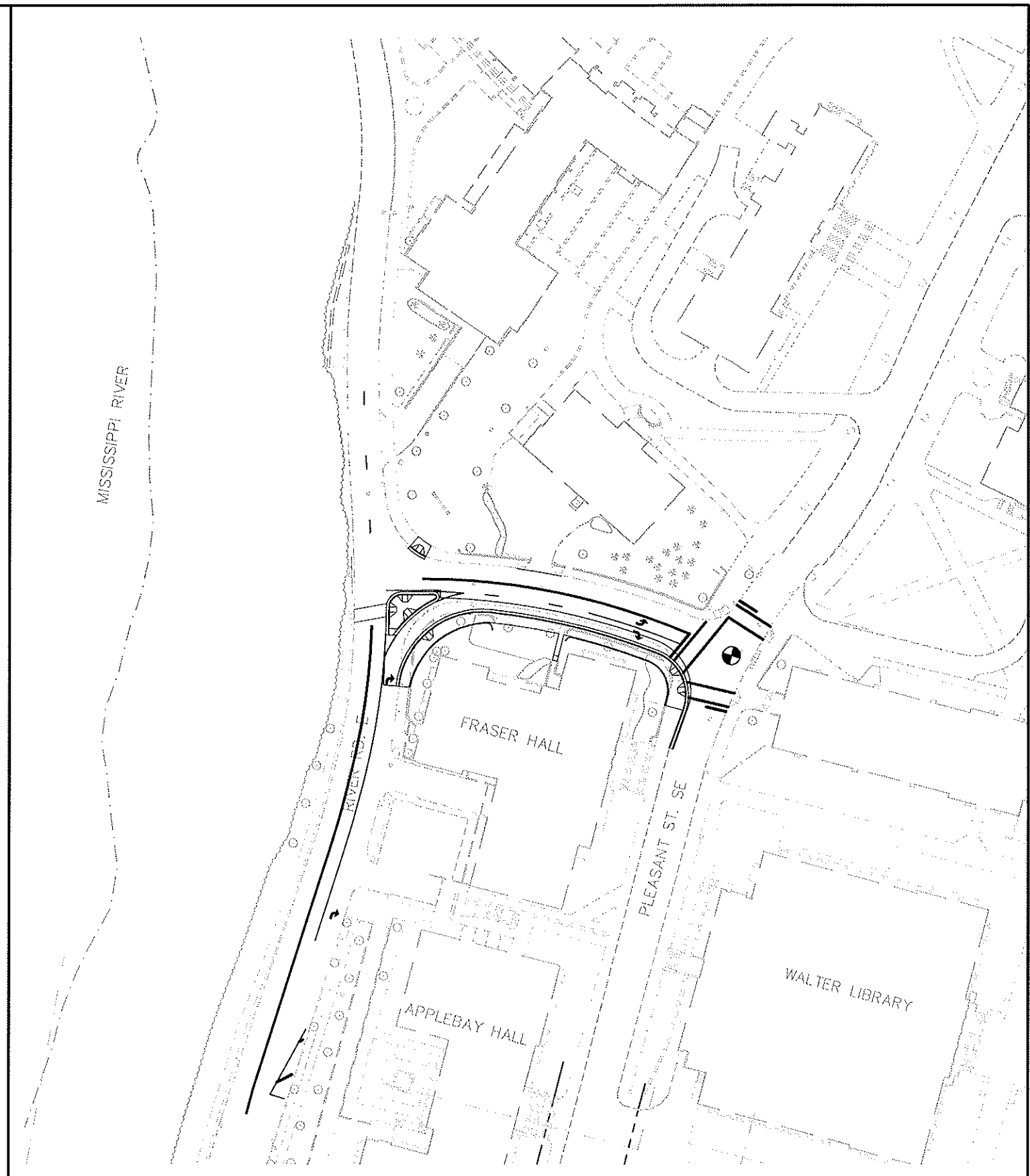
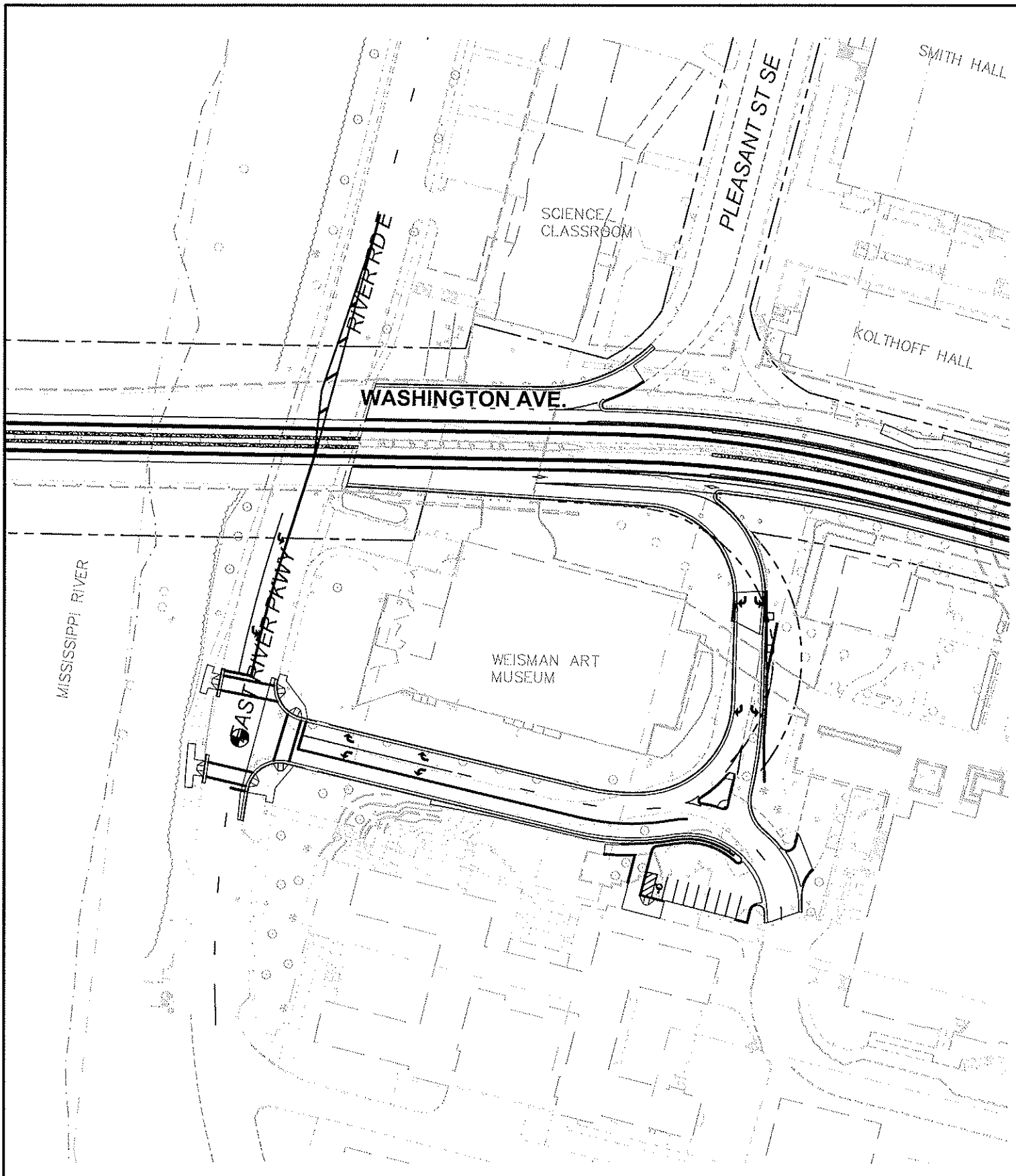
**Central Corridor
Light Rail Transit**

**CCLRT PLAN
OPERATIONS AND MAINTENANCE
FACILITY**

DISCIPLINE: _____ SHEET NAME: _____

**SHEET
45
OF
59**

Mar, 11 2009 03:33 pm i:\900_CAD_SEGMENT-00\SHEET\HDR\01-TRK-PLN-HDR-039.dwg By: gurgeldj



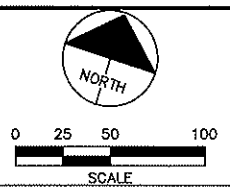
NO.	DATE	BY	REVISION / SUBMITTAL

DESIGNED BY
DRAWN BY
CHECKED BY

FEIS PLANS - 3/11/2009

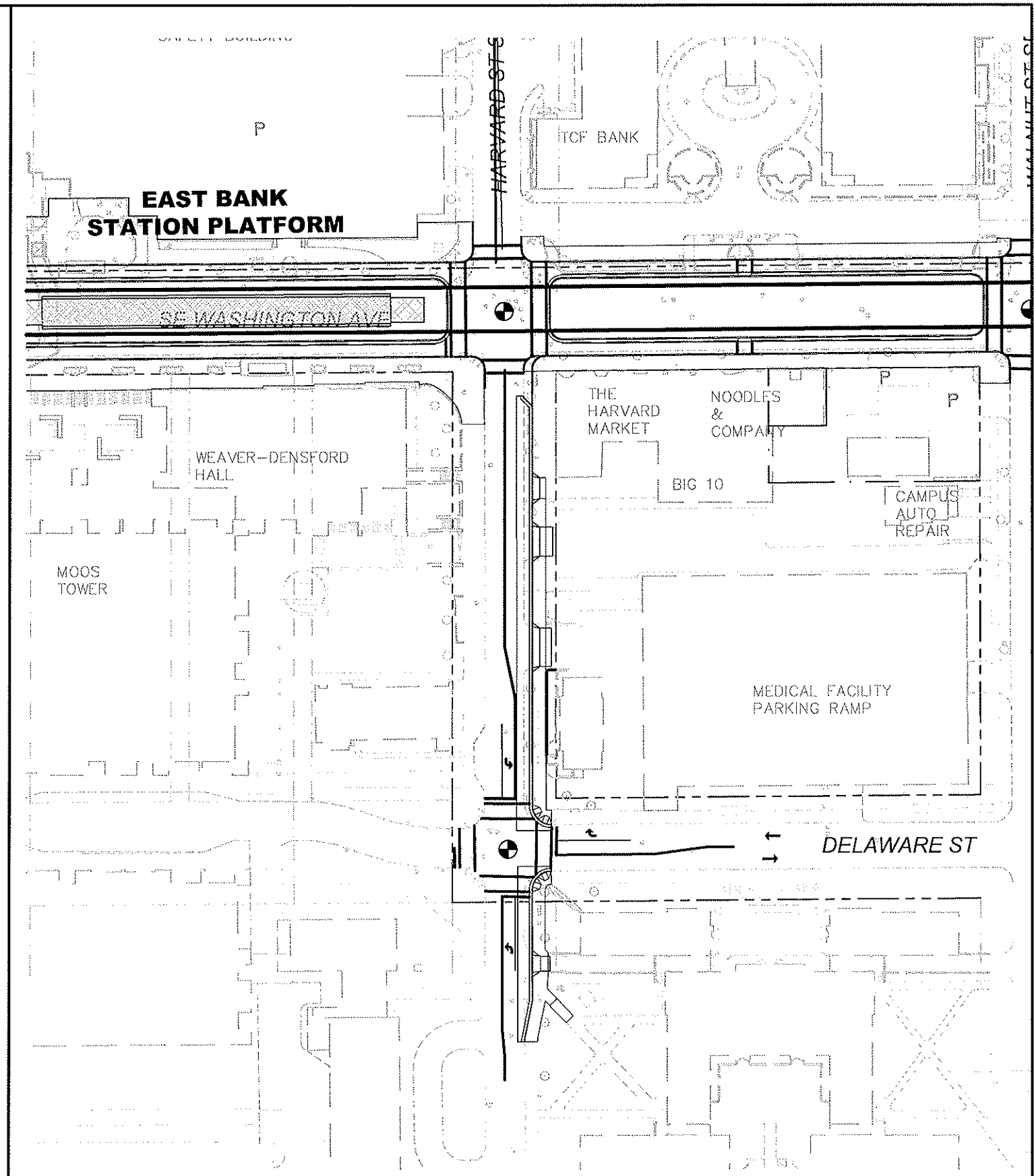
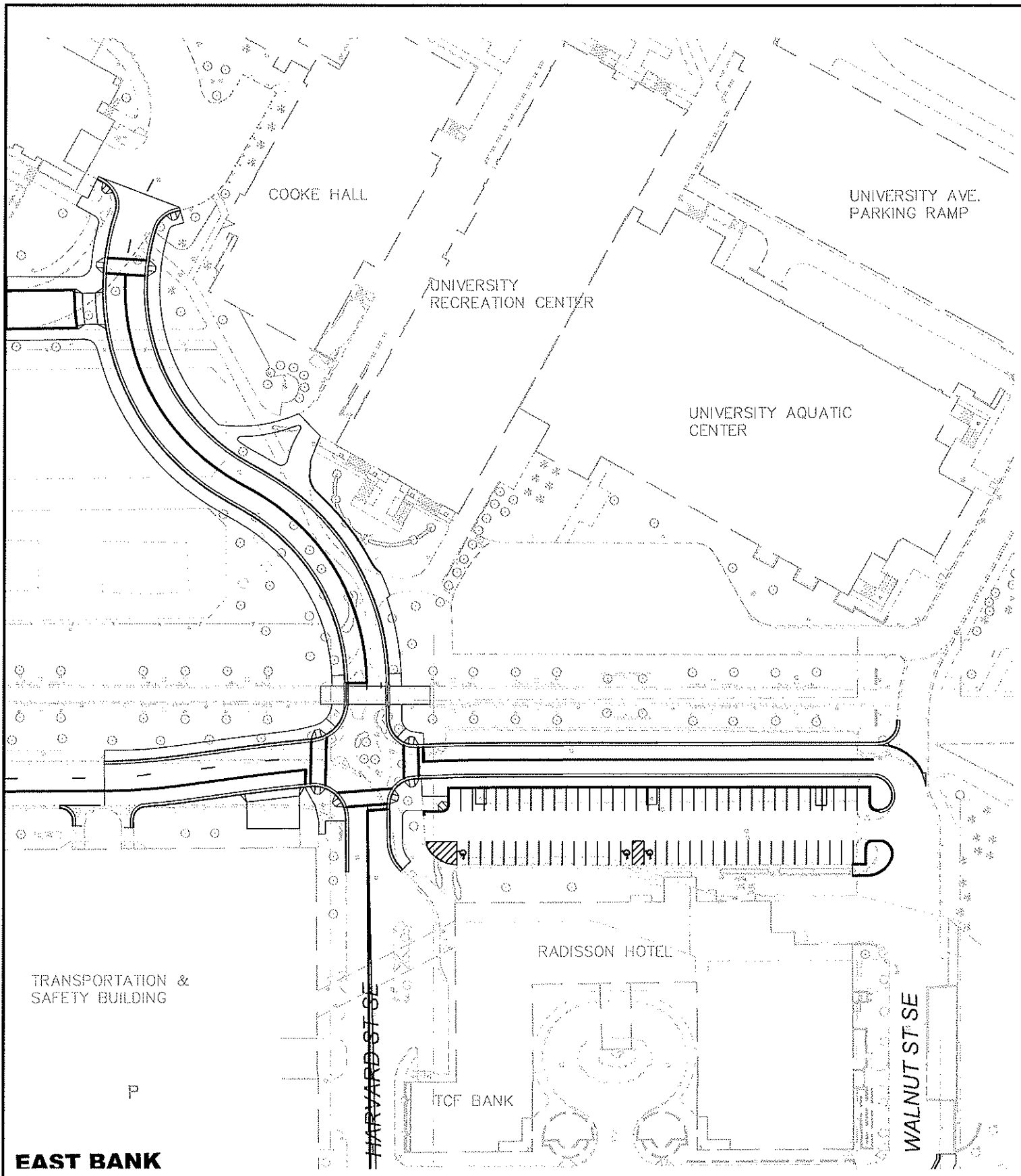
Central Corridor
Light Rail Transit
Metropolitan Council

CCLRT PLAN
EARLY U OF M TRAFFIC
IMPROVEMENT AREAS
DISCIPLINE:
SHEET NAME:



SHEET
46
OF
59

Mar 11 2009 03:33 pm I:\900_CAD\SEGMENT-00\SHEET\HDR\01-TRK-PLN-HDR-040.dwg By: gurgeldj



EAST BANK

NO.	DATE	BY	REVISION / SUBMITTAL

DESIGNED BY	
DRAWN BY	
CHECKED BY	

FEIS PLANS - 3/11/2009

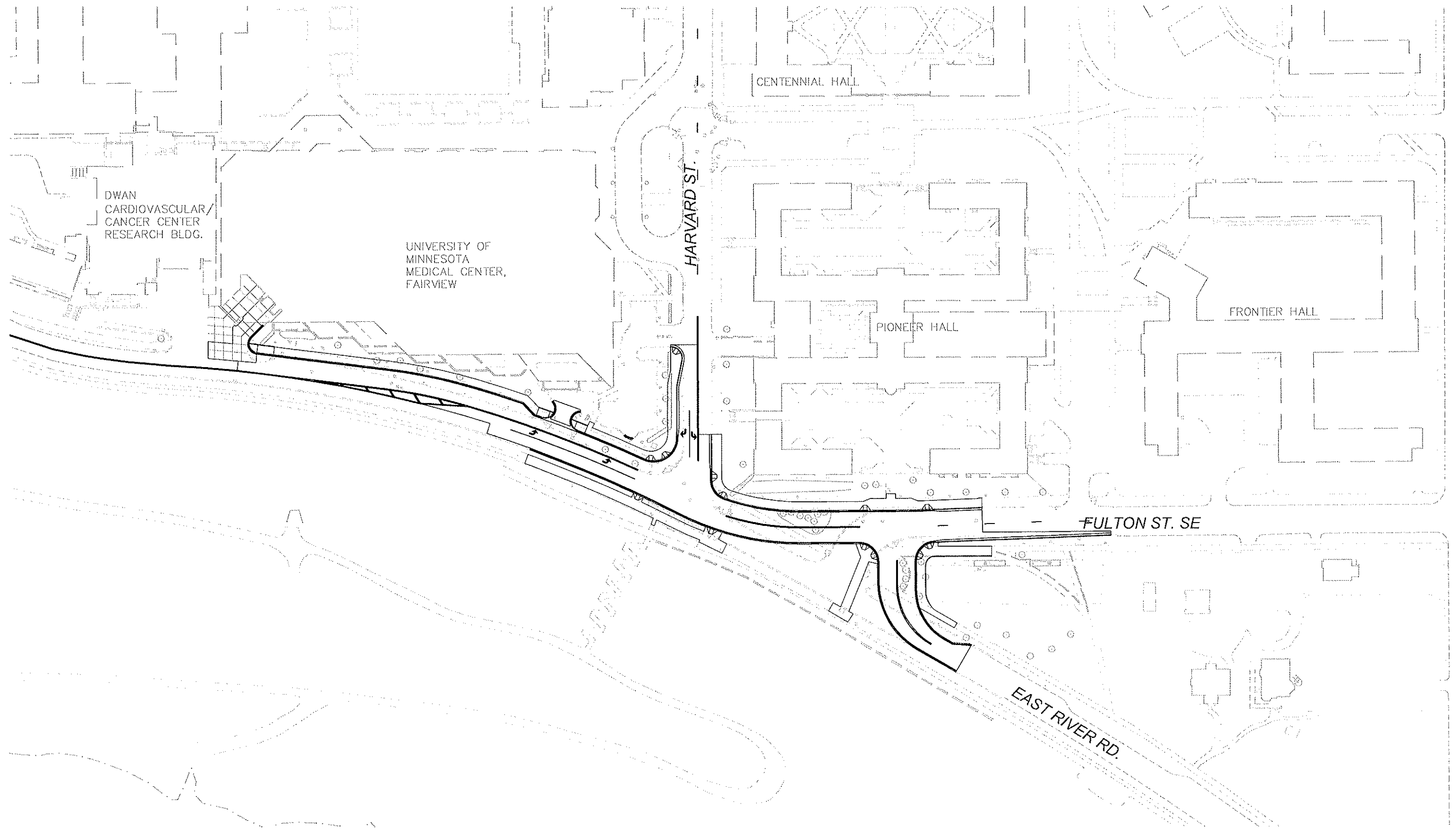
**Central Corridor
Light Rail Transit**

CCLRT PLAN
**EARLY U OF M TRAFFIC
IMPROVEMENT AREAS**

DISCIPLINE: SHEET NAME:

SHEET
47
OF
59

Mar, 11 2009 03:34 pm I:\900_CAD_SEGMENT-00\SHEET\HDR\01-TRK-PLN-HDR-041.dwg By: gurgeldj



NO.	DATE	BY	REVISION / SUBMITTAL

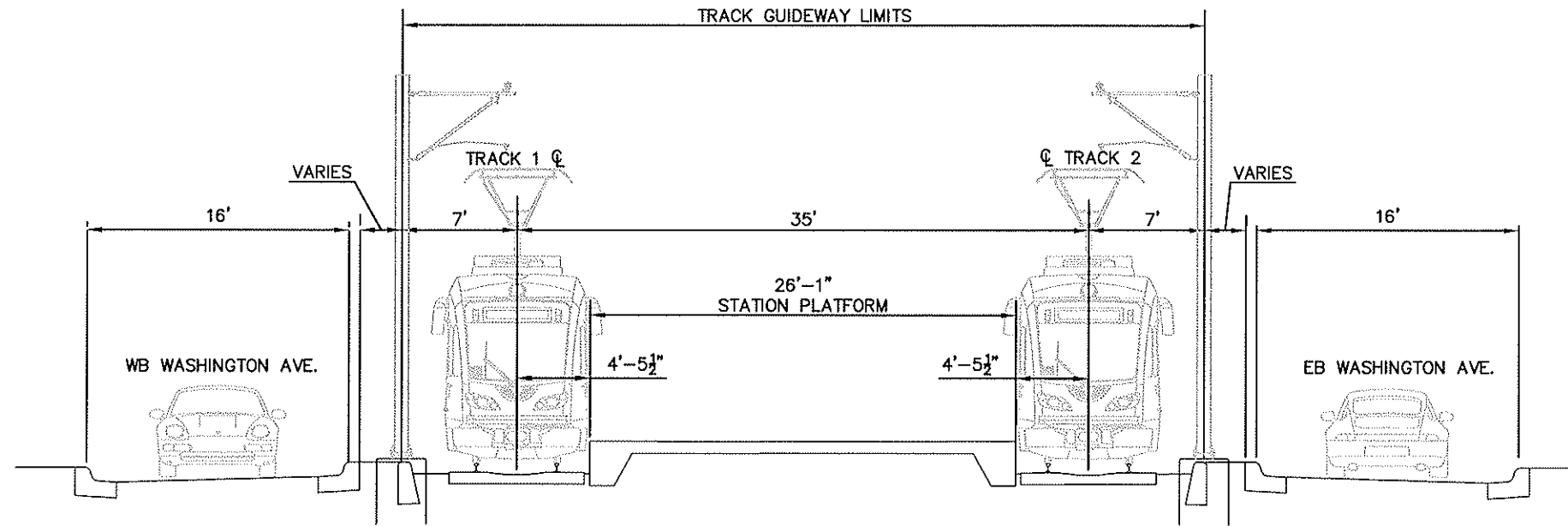
DESIGNED BY	
DRAWN BY	
CHECKED BY	

FEIS PLANS - 3/11/2009

Central Corridor
Light Rail Transit

CCLRT PLAN
EARLY U OF M TRAFFIC
IMPROVEMENT AREAS

DISCIPLINE: SHEET NAME:



TYPICAL SECTION 1
WEST BANK STATION PLATFORM

Mar, 11 2009 03:34 pm I:\900_CAD\SEGMENT-00\SHEET\HDR\01-TRK-TYPC-HDR-001.dwg By: gurgeldj

NO.	DATE	BY	REVISION / SUBMITTAL

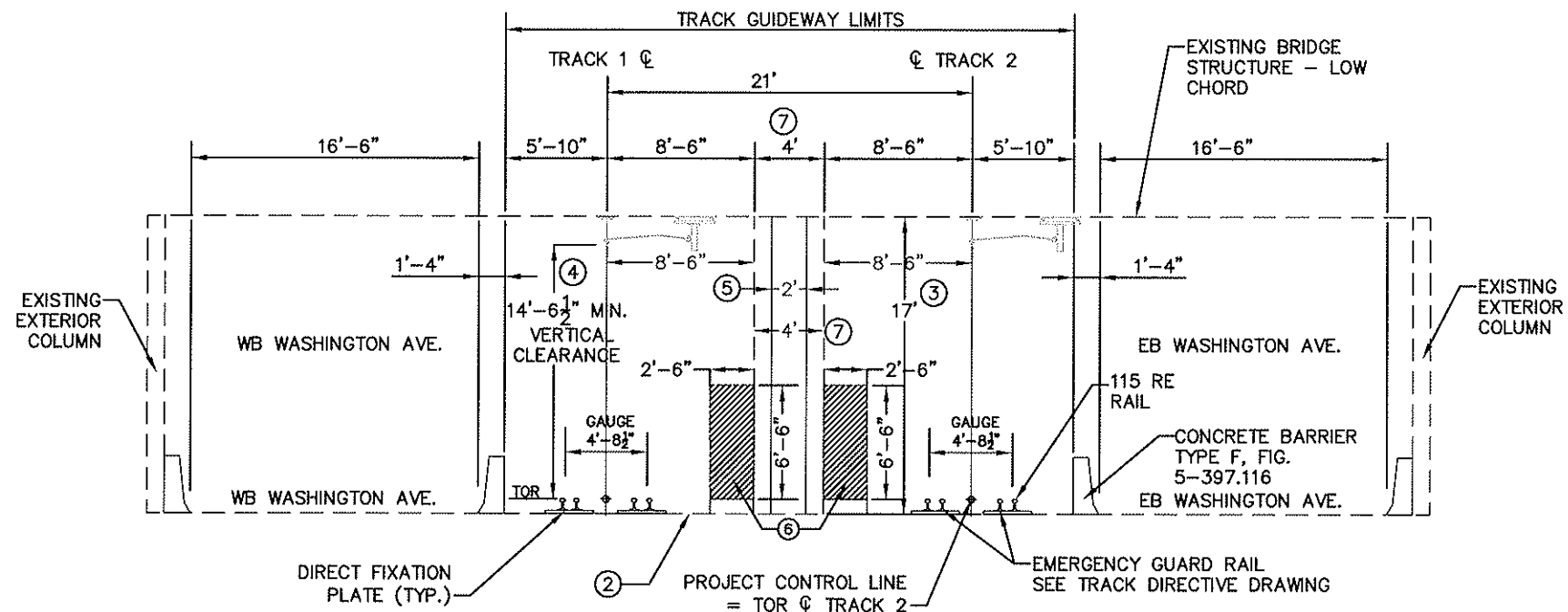
DESIGNED BY
DRAWN BY
CHECKED BY

FEIS PLANS - 3/11/2009

**Central Corridor
Light Rail Transit**

**CCLRT TYPICAL SECTION
WEST BANK STATION**

DISCIPLINE: _____ SHEET NAME: _____
 SCALE: 0 2.5 5 10
TYPICAL 01



NOTES:

- ① DOES NOT ILLUSTRATE TRANSITION SLABS.
- ② APPROXIMATE ELEVATION OF FINISHED GRADE FOR BRIDGE DECK OVERLAY.
- ③ APPROXIMATE DIMENSION FROM TOP OF BRIDGE DECK OVERLAY TO LOW STRUCTURE. DIMENSION LIKELY TO CHANGE IF BRIDGE DECK IS RECONSTRUCTED.
- ④ APPROXIMATE DIMENSION ASSUMING DIRECT FIXATION PLATE SITS ON TOP OF BRIDGE DECK OVERLAY. DIMENSION LIKELY TO CHANGE IF BRIDGE DECK IS RECONSTRUCTED OR ALT. DIRECT FIXATION TECHNIQUE IS UTILIZED.
- ⑤ EXISTING W 24"x130" TYP. STEEL COLUMN SIZE, LONGITUDINALLY SPACED APPROXIMATELY 24' APART. (BASED ON BRIDGE PLANS, NOT FIELD VERIFIED)
- ⑥ 2'-6" X 6'-6" EMERGENCY REFUGE AREA, ELEVATED TO TOR ELEVATION
- ⑦ 4'-0" ALLOWANCE DIMENSION FOR PROTECTION OF EXISTING BRIDGE COLUMNS FROM DERAILED/OVERTURNING LRV.

TYPICAL SECTION 2

WASHINGTON AVE. RIVER CROSSING BRIDGE
MODIFY BRIDGE NO. 9360

Mar, 11 2009 03:34 pm I:\900_CAD\SEGMENT-00\SHEET\HDR\01-TRK-TYPC-HDR-002.dwg By: gurgeldj

NO.	DATE	BY	REVISION / SUBMITTAL

DESIGNED BY
DRAWN BY
CHECKED BY

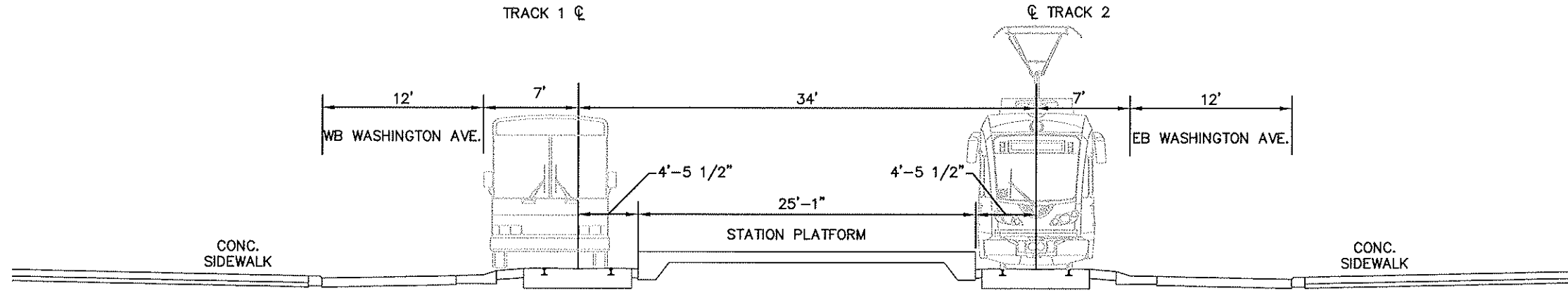
FEIS PLANS - 3/11/2009

**Central Corridor
Light Rail Transit**

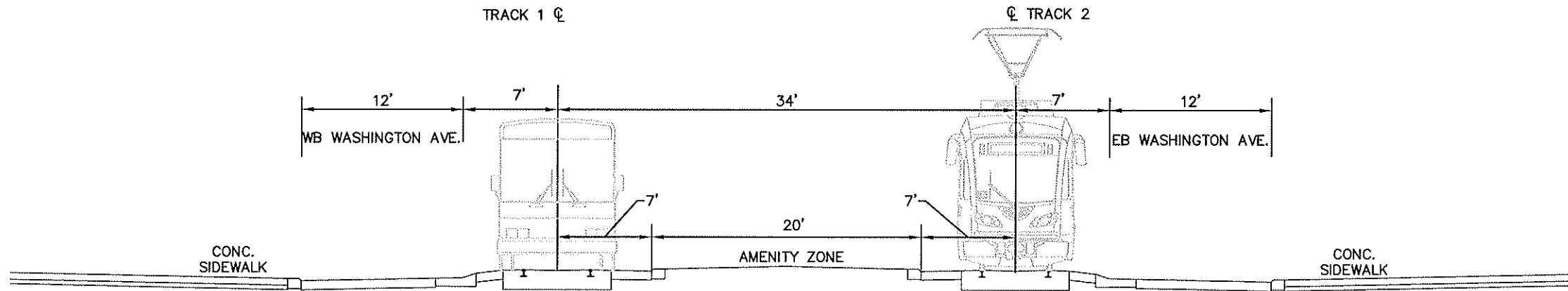
**CCLRT TYPICAL SECTION
WASHINGTON AVE.
BRIDGE NO. 9360**

0 2.5 5 10
 SCALE

DISCIPLINE: SHEET NAME: **TYPICAL 02**



TYPICAL SECTION 3
WASHINGTON AVE. @
U OF M EAST BANK
@ STATION PLATFORM




TYPICAL SECTION 3
WASHINGTON AVE. @
U OF M EAST BANK
@ AMENITY ZONE
CHURCH ST. TO WALNUT ST.

Mar 11 2009 03:34 pm I:\900_CAD\SEGMENT-00\SHEET\HDR\01-TRK-TYPC-HDR-003.dwg By: gurgeldj

NO.	DATE	BY	REVISION / SUBMITTAL

DESIGNED BY	
DRAWN BY	
CHECKED BY	

FEIS PLANS - 3/11/2009

**Central Corridor
Light Rail Transit**


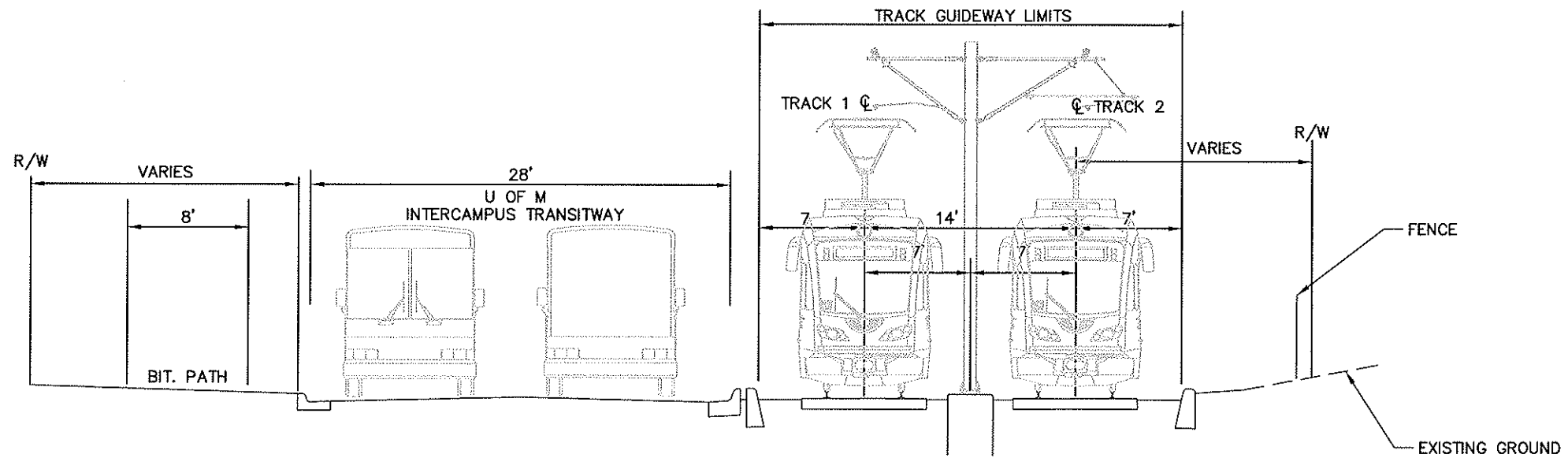
**CCLRT TYPICAL SECTION
U OF M EAST BANK**

0 2.5 5 10
 SCALE

DISCIPLINE: SHEET NAME: **TYPICAL 03**

SHEET
 51
 OF
 59


Mar, 11 2009 03:35 pm I:\900_CAD\SEGMENT-00\SHEET\HOR\01-TRK-TYPC-HDR-004.dwg By: gurgeldj



TYPICAL SECTION 4
 UM INTERCAMPUS TRANSITWAY
 BETWEEN 25TH AVE. & 29TH AVE.

NO.	DATE	BY	REVISION / SUBMITTAL

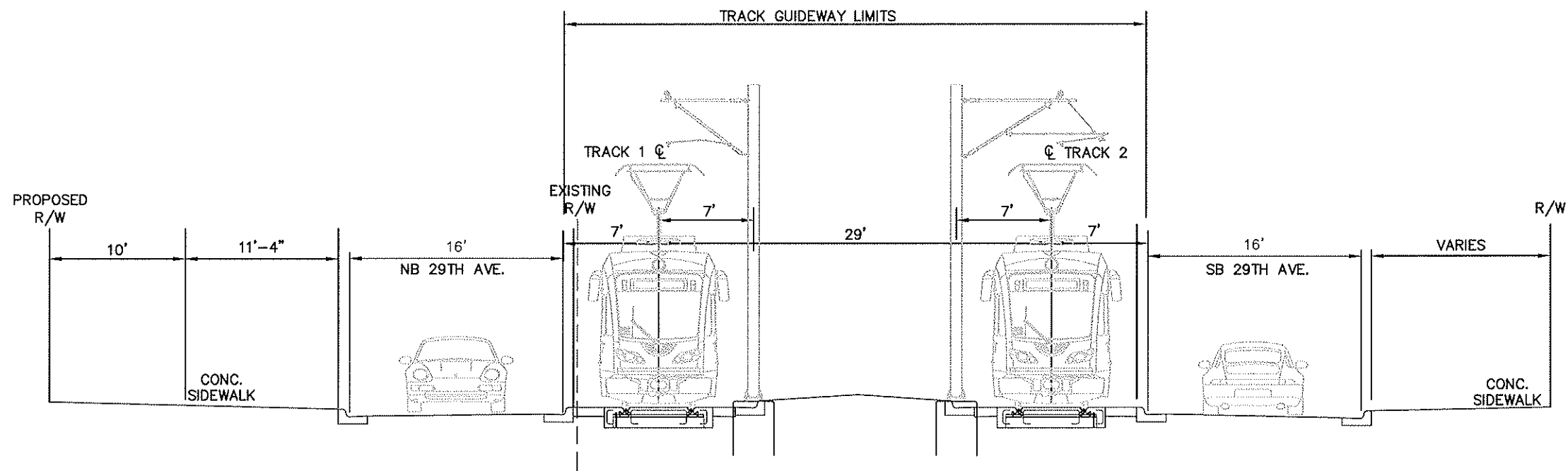
DESIGNED BY	
DRAWN BY	
CHECKED BY	

Central Corridor
Light Rail Transit

Metropolitan Council

CCLRT TYPICAL SECTION
UM INTERCAMPUS
TRANSITWAY

0 2.5 5 10
 SCALE

DISCIPLINE: SHEET NAME: **TYPICAL 04**



TYPICAL SECTION 5
 29TH AVE.
 UM INTERCAMPUS TRANSITWAY TO
 UNIVERSITY AVE.

Mar 11 2009 03:35 pm I:\900_CAD\SEGMENT-00\SHEET\HDR\01-TRK-TYP-HDR-005.dwg By: gurgeldj

NO.	DATE	BY	REVISION / SUBMITTAL

DESIGNED BY	
DRAWN BY	
CHECKED BY	

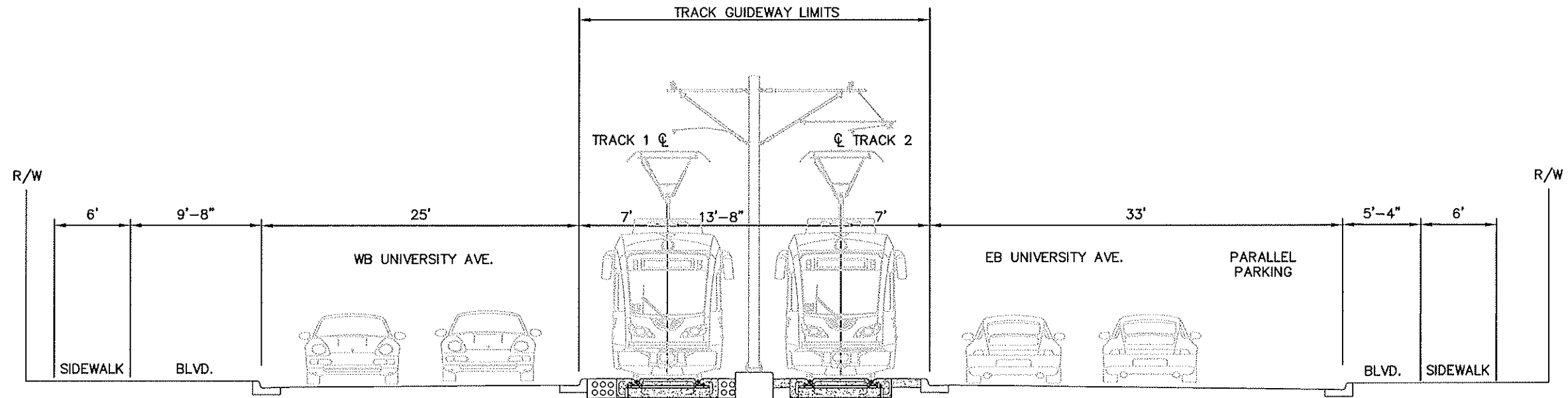
FEIS PLANS - 3/11/2009

Central Corridor
Light Rail Transit

CCLRT TYPICAL SECTION
29TH AVE.
UM INTERCAMPUS TRANSITWAY
TO UNIVERSITY AVE.

DISCIPLINE: SHEET NAME: **TYPICAL 05**

SHEET
 53
 OF
 59



TYPICAL SECTION 6
UNIVERSITY AVE. @ CLARENCE AVE.

Mar, 11 2009 03:35 pm I:\900_CAD\SEGMENT-00\SHEET\HDR\01-TRK-TYP-TPC-HDR-006.dwg By: gurgeldj

NO.	DATE	BY	REVISION / SUBMITTAL

DESIGNED BY
DRAWN BY
CHECKED BY

FEIS PLANS - 3/11/2009

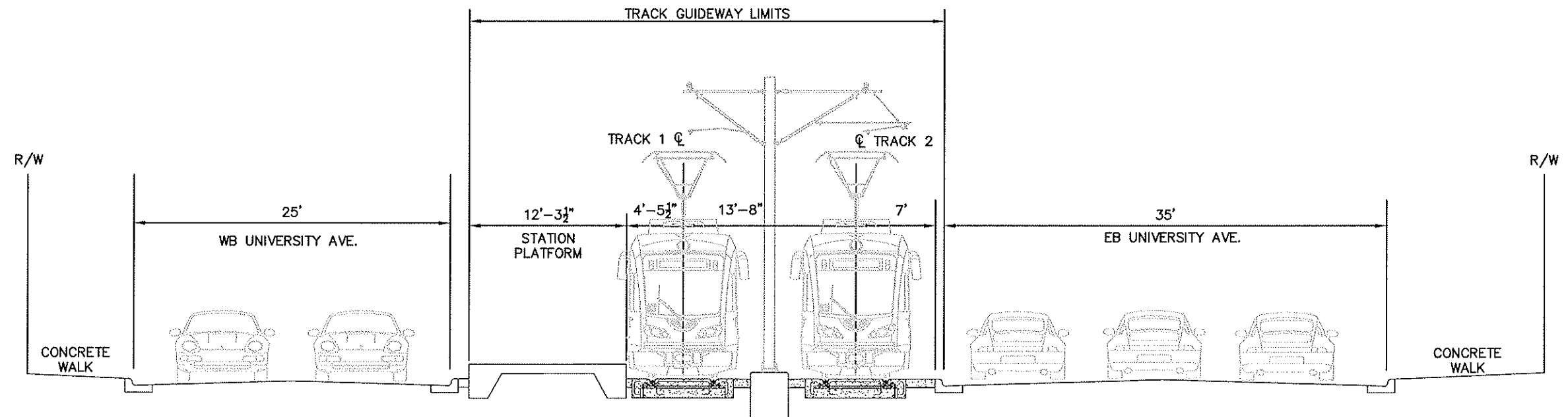
**Central Corridor
Light Rail Transit**

**CCLRT TYPICAL SECTION
UNIVERSITY AVE. @
CLARENCE AVE.**

0 2.5 5 10
 SCALE
TYPICAL 06

SHEET
54
OF
59

Mar. 11 2009 03:35 pm I:\900_CAD\SEGMENT-00\SHEET\HDR\01-TRK-TYPC-HDR-007.dwg By: gurgeldj



TYPICAL SECTION 7
 UNIVERSITY AVE. @ WESTGATE STATION PLATFORM

NO.	DATE	BY	REVISION / SUBMITTAL

DESIGNED BY	
DRAWN BY	
CHECKED BY	

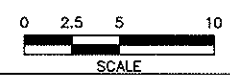
FEIS PLANS - 3/11/2009

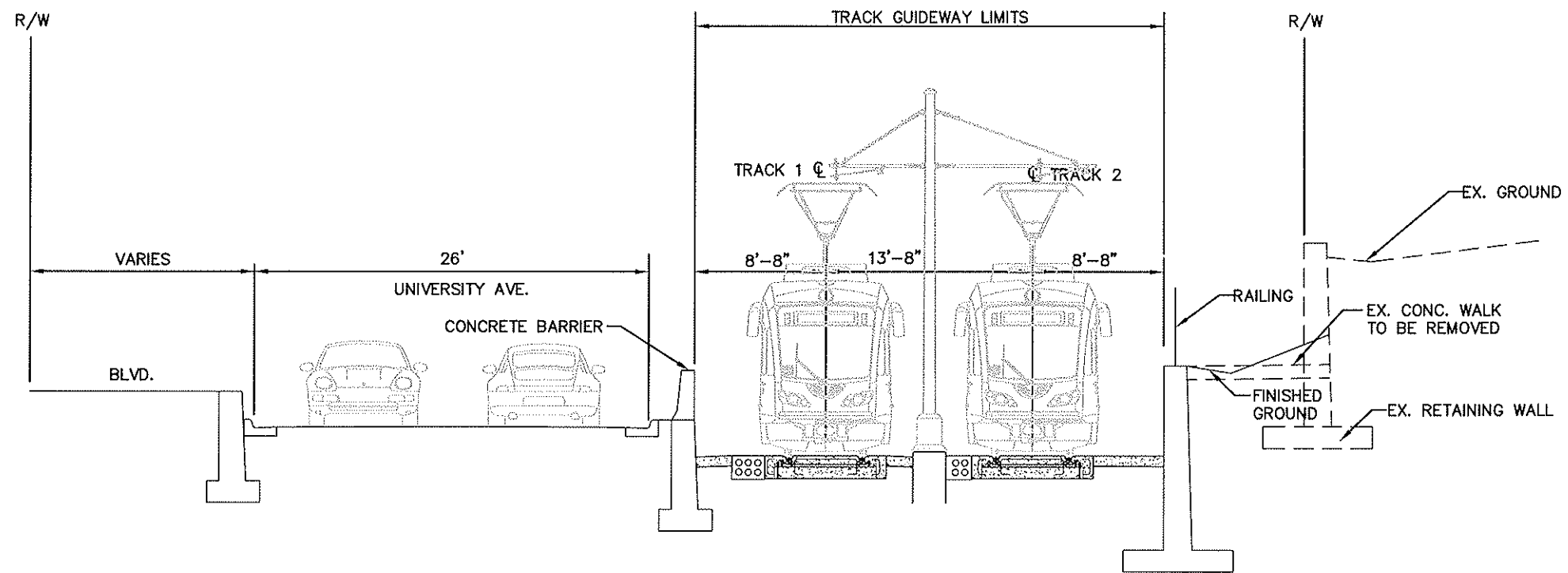
**Central Corridor
Light Rail Transit**

**CCLRT TYPICAL SECTION
UNIVERSITY AVE. @
WESTGATE STATION**

DISCIPLINE: SHEET NAME: **TYPICAL 07**

SHEET
 55
 OF
 59





TYPICAL SECTION 8
UNIVERSITY AVE.
CAPITAL BLVD. TO CEDAR ST.

Mar 11 2009 03:35 pm I:\900_CAD\SEGMENT-00\SHEET\HDR\01-TRK--TYP--HDR-008.dwg By: gurgeldj

NO.	DATE	BY	REVISION / SUBMITTAL

DESIGNED BY
DRAWN BY
CHECKED BY

FEIS PLANS - 3/11/2009

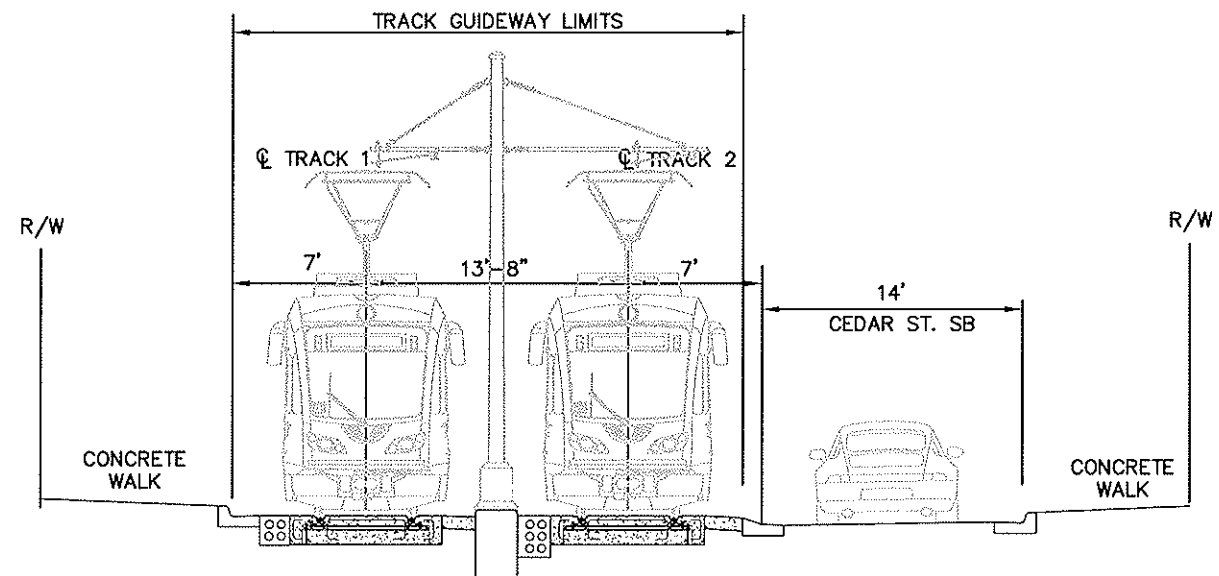
Central Corridor
Light Rail Transit

CCLRT TYPICAL SECTION
UNIVERSITY AVE. @
CAPITAL BLVD. TO CEDAR ST.

DISCIPLINE: SHEET NAME: TYPICAL 08

SCALE

SHEET
56
OF
59




TYPICAL SECTION 9
 CEDAR ST.
 EXCHANGE ST. TO 5TH ST.

Mar 11 2009 03:35 pm i:\900_CAD\SEGMENT-00\SHEET\HDR\01-TRK-TYP-HDR-009.dwg By: gurgeldj

NO.	DATE	BY	REVISION / SUBMITTAL

DESIGNED BY
 DRAWN BY
 CHECKED BY

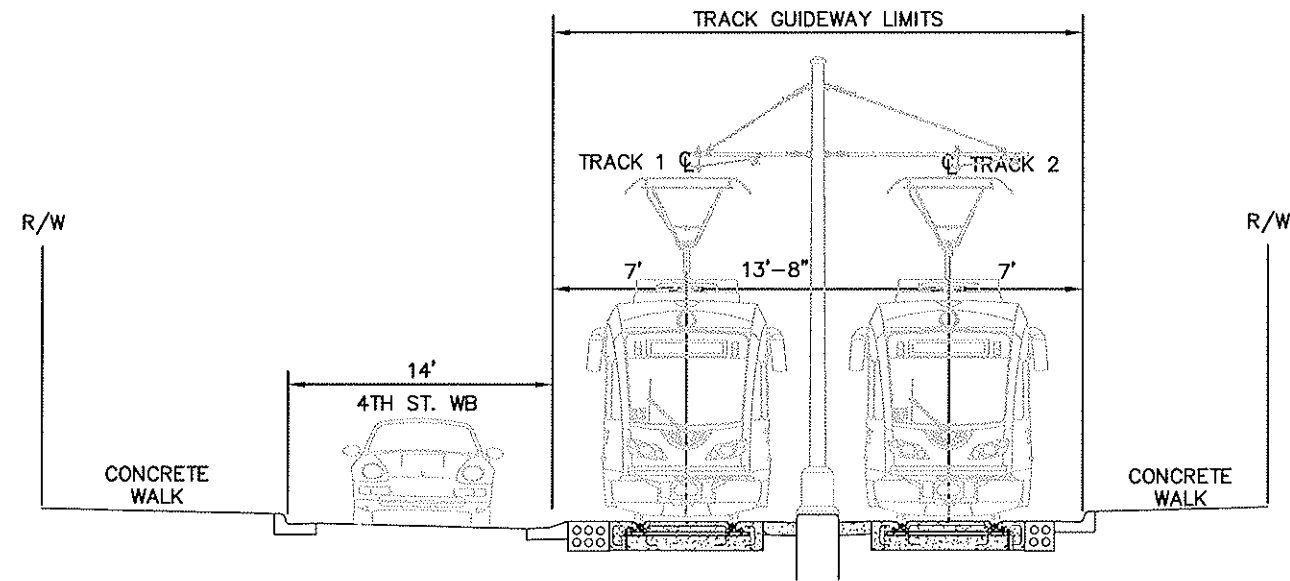
FEIS PLANS - 3/11/2009

**Central Corridor
 Light Rail Transit**


**CCLRT TYPICAL SECTION
 CEDAR ST.
 EXCHANGE ST. TO 5TH ST.**

0 2.5 5 10
 SCALE
TYPICAL 09

SHEET
 57
 OF
 59



TYPICAL SECTION 10
 4TH ST.
 MINNESOTA ST. TO JACKSON ST.

Mar. 11 2009 03:36 pm I:\900_CAD\SEGMENT-00\SHEET\HDR\01-TRK-TYPC-HDR-010.dwg By: gurgeldj

NO.	DATE	BY	REVISION / SUBMITTAL

DESIGNED BY
 DRAWN BY
 CHECKED BY

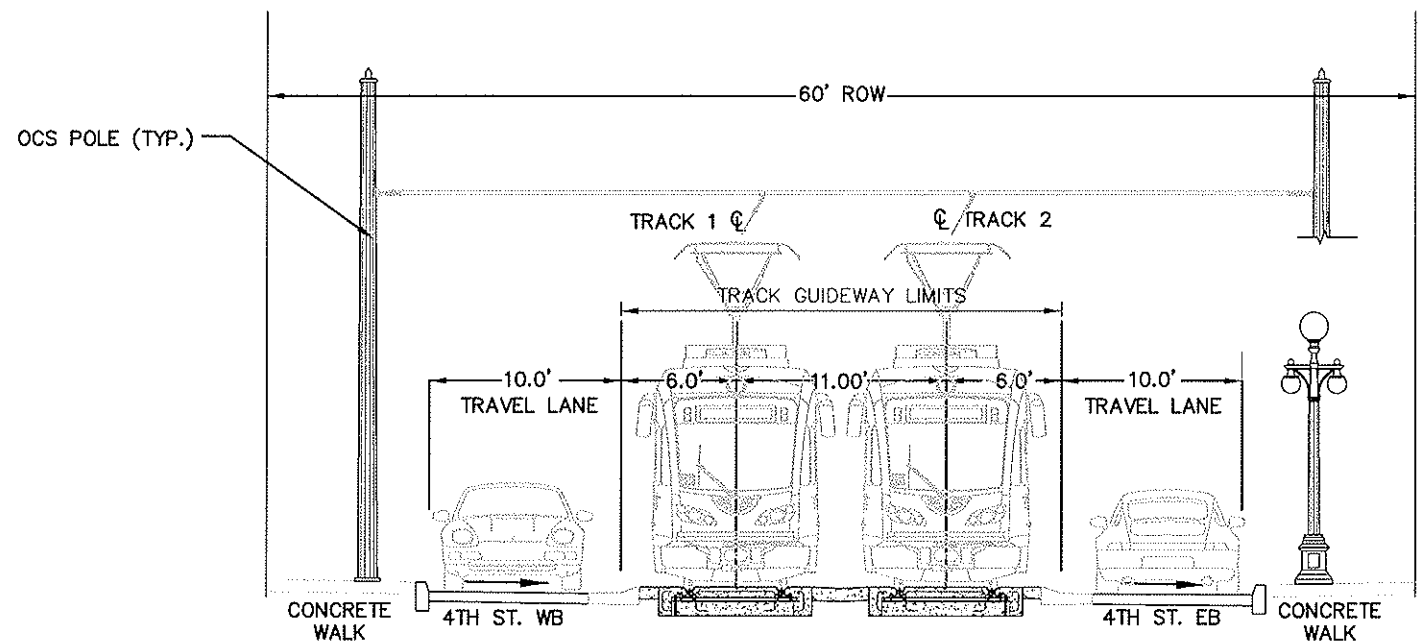
FEIS PLANS - 3/11/2009

**Central Corridor
 Light Rail Transit**

**CCLRT TYPICAL SECTION
 4TH ST.
 MINNESOTA ST. TO JACKSON ST.**

0 2.5 5 10
 SCALE
TYPICAL 10

SHEET
 58
 OF
 59



TYPICAL SECTION 11
 4TH ST.
 WACOUTA ST. TO BROADWAY ST.

Mar, 11 2009 03:36 pm I:\900_CAD\SEGMENT-00\SHEET\HDR\01-TRK-TYPC-HDR-011.dwg By: gurgeldj

NO.	DATE	BY	REVISION / SUBMITTAL

DESIGNED BY	
DRAWN BY	
CHECKED BY	

FEIS PLANS - 3/11/2009

**Central Corridor
 Light Rail Transit**


**CCLRT TYPICAL SECTION
 4TH ST.
 WACOUTA ST. TO BROADWAY ST.**

0 2.5 5 10
 SCALE
TYPICAL 11

**SHEET
 59
 OF
 59**