



# Corridor Management Committee

August 3, 2022



EDEN PRAIRIE | MINNETONKA | EDINA | HOPKINS | ST. LOUIS PARK | MINNEAPOLIS

# Today's topics

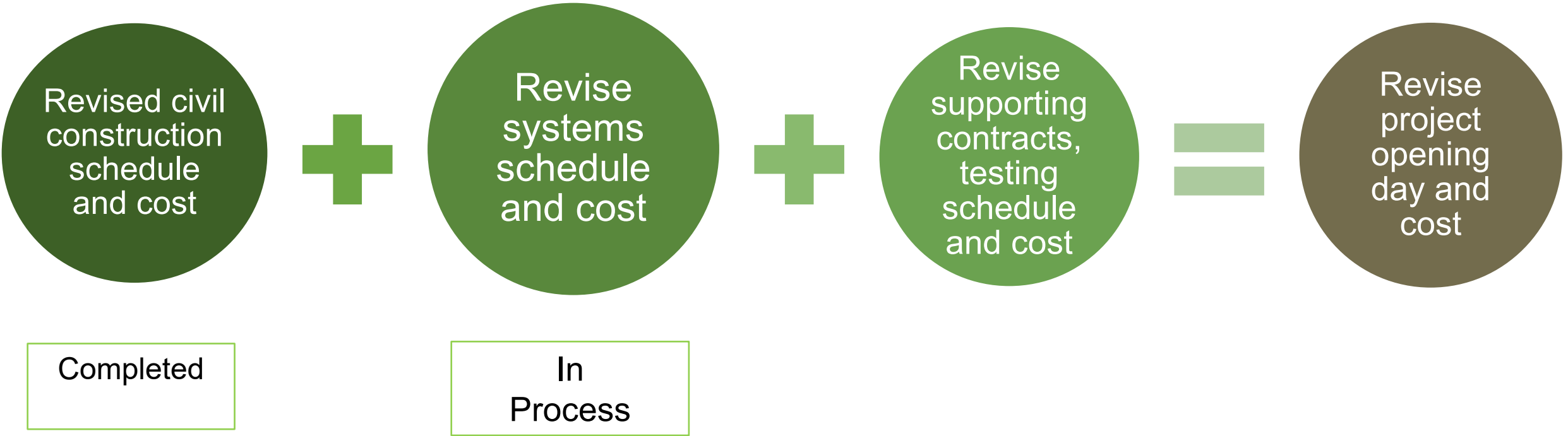
- Call to order
- Approval of May 4, 2022 meeting minutes
- Project Update
- DBE/Workforce Update



# Project Update

Jim Alexander  
Green Line Extension Project Director

# Revised project schedule and cost process: Current step



# Development + Transit = Success

## Development Trends Along Transit: 2021 TOD Report Findings

### Along existing and planned high frequency transitways between 2003 - 2020

- **\$15 billion** in development has been permitted
- **41%** of the region's multifamily development by permit value (39,200 multifamily units)
- Of these units:
  - **61%** are near LRT, 40% are near BRT and 30% are served by high frequency local bus routes
- Another **\$9.5 billion** in development is planned, representing **67%** of the planned development for the region; adding another 35,200 multifamily units



# \$2+ Billion in Permitted & Planned Community Development

**Elevate At SouthWest Station, Eden Prairie**



**The Moline at Downtown Hopkins Station**



**Minnetonka Station at Opus Station**



**Beltline Station Development, St. Louis Park**



# Trails

- Community interest in reopening trails
- Reopening must be done safely and in consideration of overall project schedule
- Coordination is ongoing with corridor cities, Three Rivers Park District, Minneapolis Park and Recreation Board and Hennepin County as opportunities appear

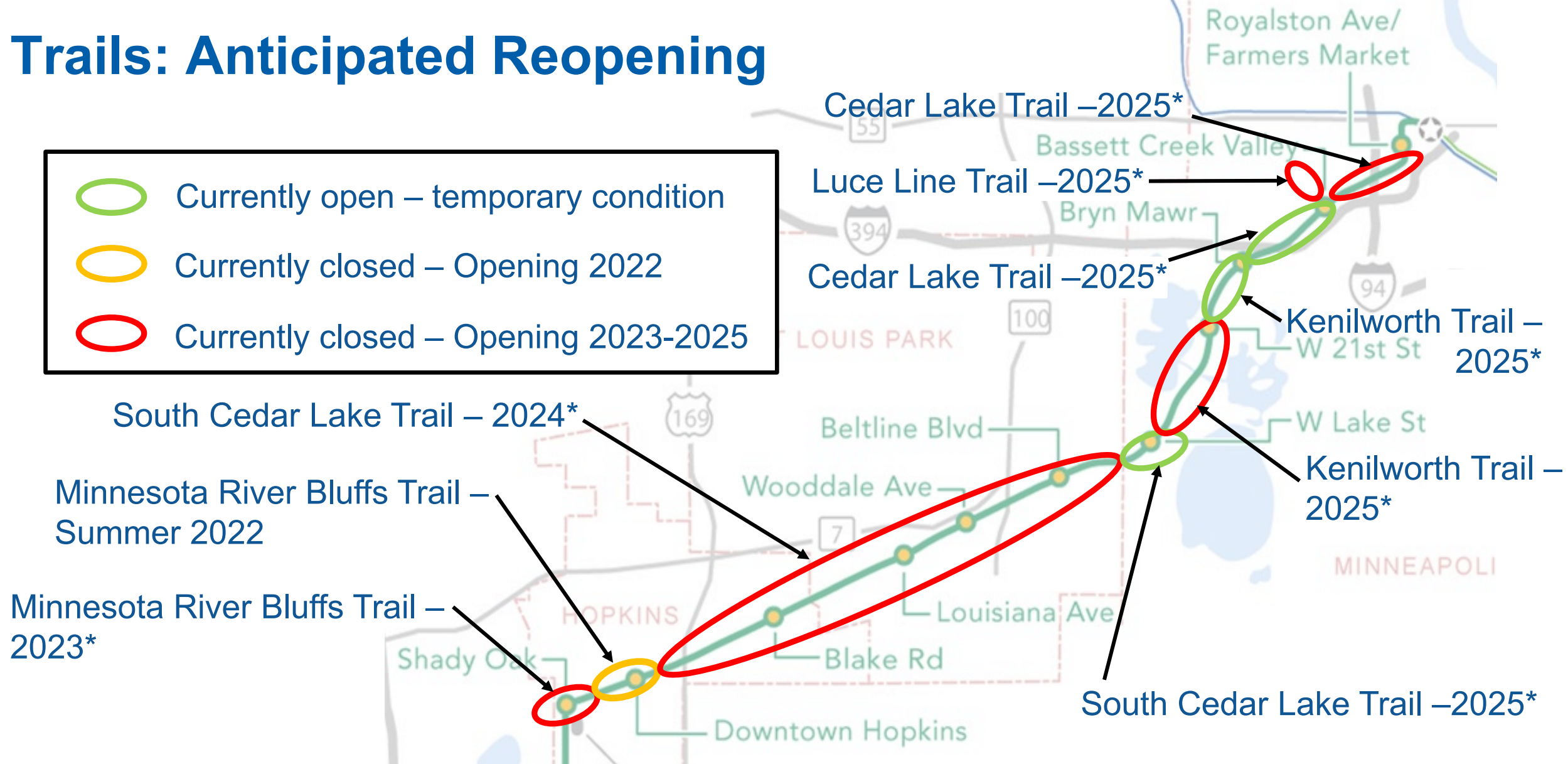


*A recent community tour of the South Cedar Lake Trail with cycling community representatives*



# Trails: Anticipated Reopening

-  Currently open – temporary condition
-  Currently closed – Opening 2022
-  Currently closed – Opening 2023-2025



\*Based on Civil construction substantial completion dates. SPO will work with the contractor to improve on these opening dates, where possible.



# Civil to Systems Turnover

- Lunda McCrossan Joint Venture (Civil contractor) reached substantial completion on 3 (of 16) track segments on schedule in July
- Aldridge Parsons Joint Venture (Systems contractor) already performing work in the corridor

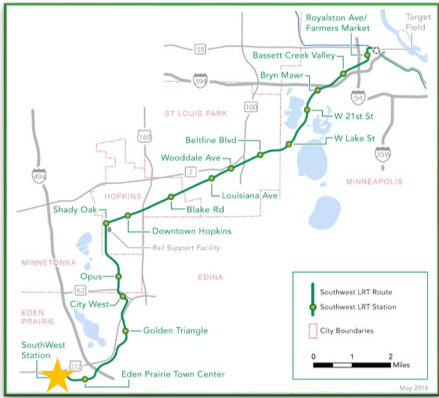


*Wooddale Station Signal House Foundation Backfilling and Completion*

# Civil Contract Work

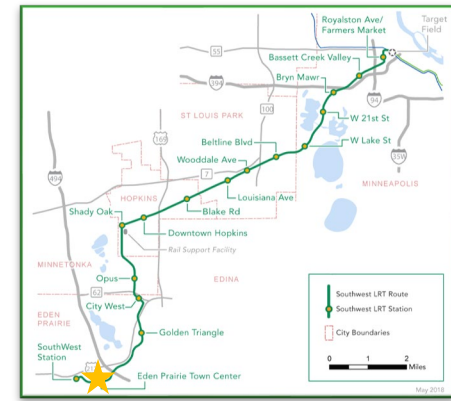


# SouthWest Station, Eden Prairie



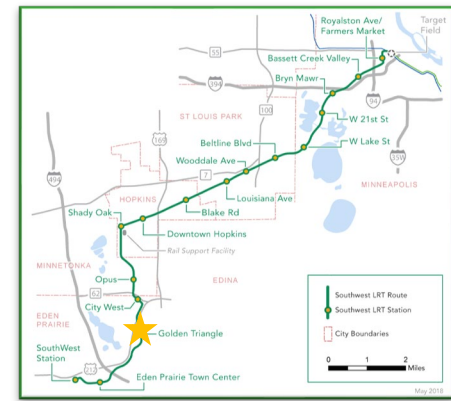


# Eden Prairie Town Center Station, Eden Prairie



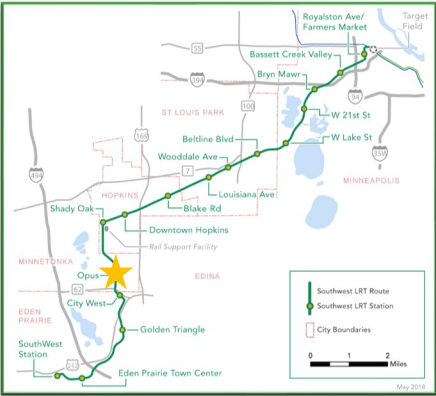


# Golden Triangle Station, Eden Prairie



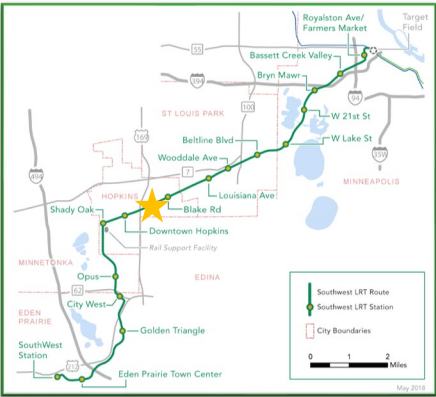


# Opus Station, Minnetonka



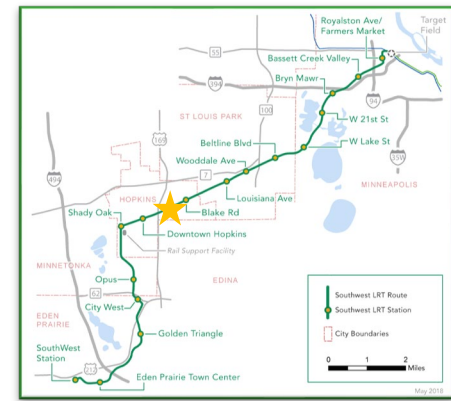


# Downtown Hopkins Station, Hopkins



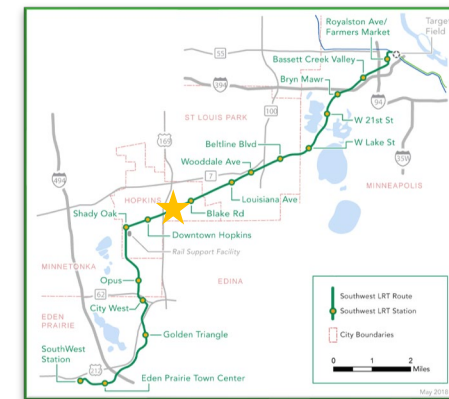


# Excelsior Boulevard LRT Bridge, Hopkins



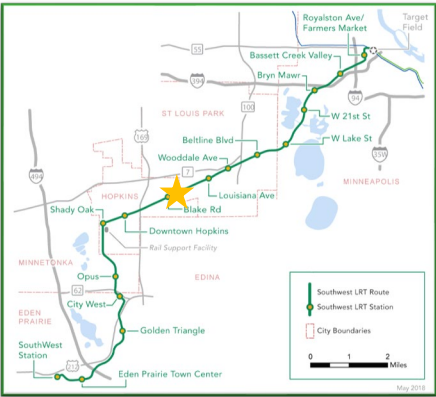


# Excelsior Boulevard LRT Bridge, Hopkins



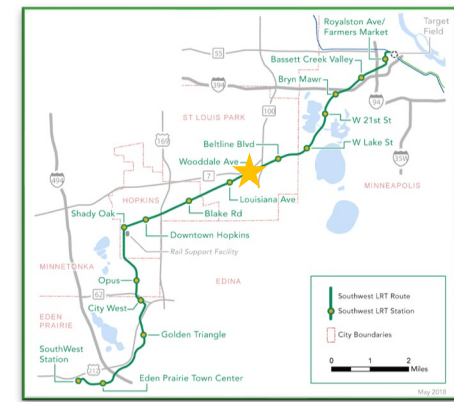


# Blake Road, Hopkins



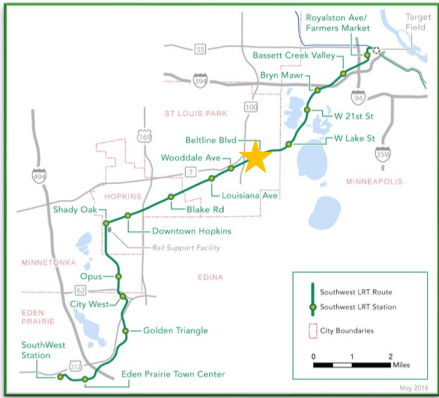


# Wooddale Avenue Station, St. Louis Park



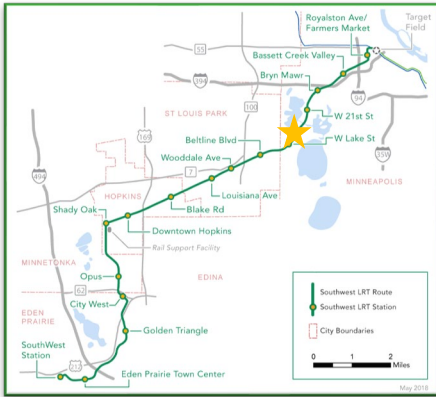


# Beltline Boulevard Station, St. Louis Park



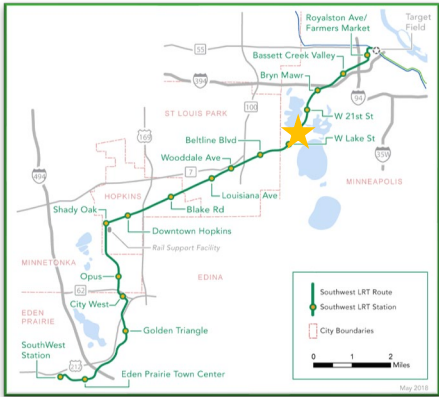


# Secant Piles at Kenilworth LRT Tunnel, Minneapolis



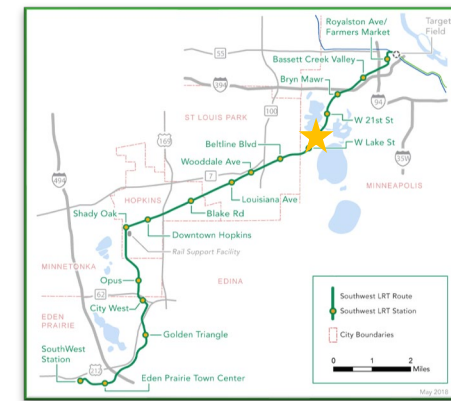


# Temporary Bicycle/Pedestrian Bridge Over Kenilworth LRT Tunnel, Minneapolis



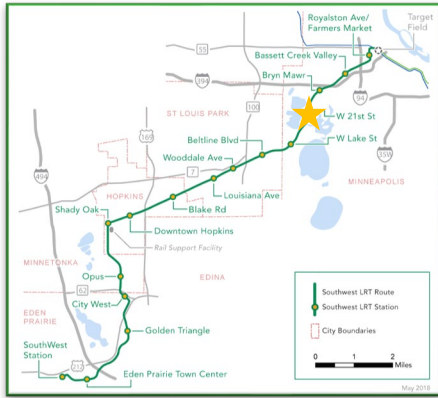


# Kenilworth LRT Tunnel, Minneapolis



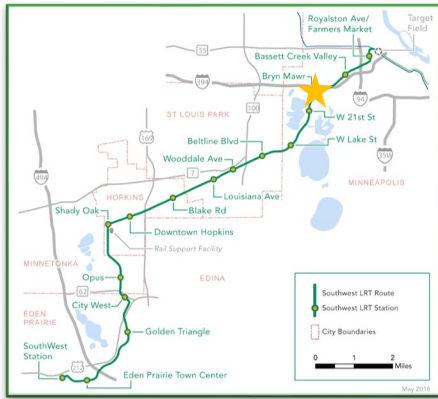


# Cedar Lake Channel LRT Bridge, Minneapolis



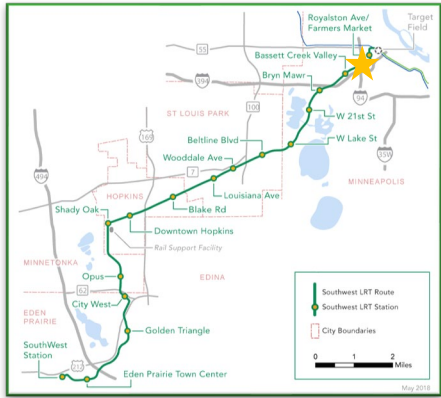


# Bryn Mawr Pedestrian Bridge Section, Minneapolis



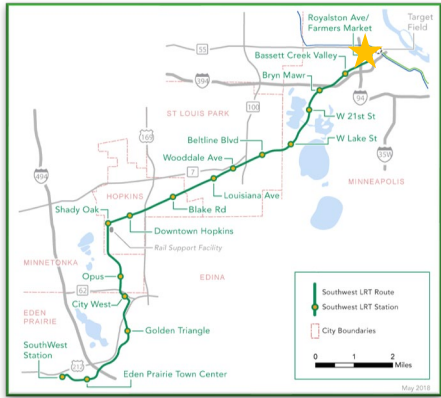


# Glenwood Avenue LRT Bridge, Minneapolis





# LRT Bridge Over 5<sup>th</sup> Ave and 7<sup>th</sup> St, Minneapolis




# Systems Contract Work



# TPSS SW308 AC Switchgear House Delivered to the Local Systems Storage Facility



# TPSS 15B Short Circuit Testing





# Public Involvement

David Davies  
Green Line Extension Project Office

# Public Involvement

- 2022 engagement, as of July 31:
  - Over 165 meetings with stakeholders
  - Over 100 construction hotline calls answered
  - Weekly construction update reaching over 17,800 subscribers
  - 16 construction information workgroup meetings
  - Hundreds more individual communications with community members



*TH 212 LRT Bridge construction walking tour*



# Construction Walking Tours

- Engaging community members who do not necessarily live near or experience the project day-to-day
  - Public walking tours: 10 held so far, more tours this summer/fall



*Excelsior Bridge construction walking tour*



*Kenilworth LRT Tunnel construction walking tour*



# Rail Safety Pop-Ups

- Coordination between BNSF and project office
- Encourages safe crossing over railroad tracks at designated crossings
- Provides more in-depth understanding of specific construction activities along the freight rail corridor
- Provides project updates, especially as it relates to trails





# Feedback at Recent Events

- Encouraged by progress, especially on west half of project
- Frustration over extended closure durations of trails, but excitement over the overall improvements to the trail system
- Businesses affected by road closures are thankful for project engagement, but weary after years of impacts



*Louisiana Avenue bridge construction walking tour*

# DBE/Workforce Update

Jon Tao

Metropolitan Council Office of Equal Opportunity



# DBE Achievement as of May 31, 2022

Contractor	Contract Description	Contract Amount	Contractor Billed to Date	DBE Billed to Date	DBE Date %	As of Date
LMJV 16% Goal	Civil	\$1,010,365,292	\$740,932,753	\$151,350,454	20.4%	5/31/22
APJV 12% Goal	Systems	\$206,548,690	\$80,925,536	\$14,293,402	17.7%	5/31/22
LS Black 15% Goal	Franklin O&M Exp.	\$41,009,266	\$40,982,781	\$7,786,429	19.0%	5/31/22
17% Goal	Closed Contracts	\$404,992	\$404,992	\$74,610	18.4%	
		Contract Amount	Billed to Date	\$ DBE to Date	% DBE to Date	
15% Goal		\$1,258,328,240	\$863,246,062	\$173,504,895	20.1%	

# SWLRT Construction Contracts Disaggregated\*

- Construction Contracts Total: \$1,258,328,240

Ethnic Group	Women		Men		Total	
Asian Pacific	\$	277,743	0.02%	\$ 43,266,598	3.44%	\$ 43,544,341 3.46%
Asian Subcontinent	\$		0.00%	\$ 1,900,001	0.15%	\$ 1,900,001 0.15%
Black	\$	41,912	0.00%	\$ 8,474,069	0.67%	\$ 8,515,981 0.68%
Hispanic	\$	743,773	0.06%	\$ 28,726,050	2.28%	\$ 29,469,823 2.34%
Native American	\$	3,873,086	0.31%	\$ 18,643,415	1.48%	\$ 22,516,501 1.79%
White Women	\$	120,019,564	9.54%			\$ 120,019,564 9.54%
DBE Contracts Total					\$ 225,966,210	17.96%



*Track installation at SouthWest Station*

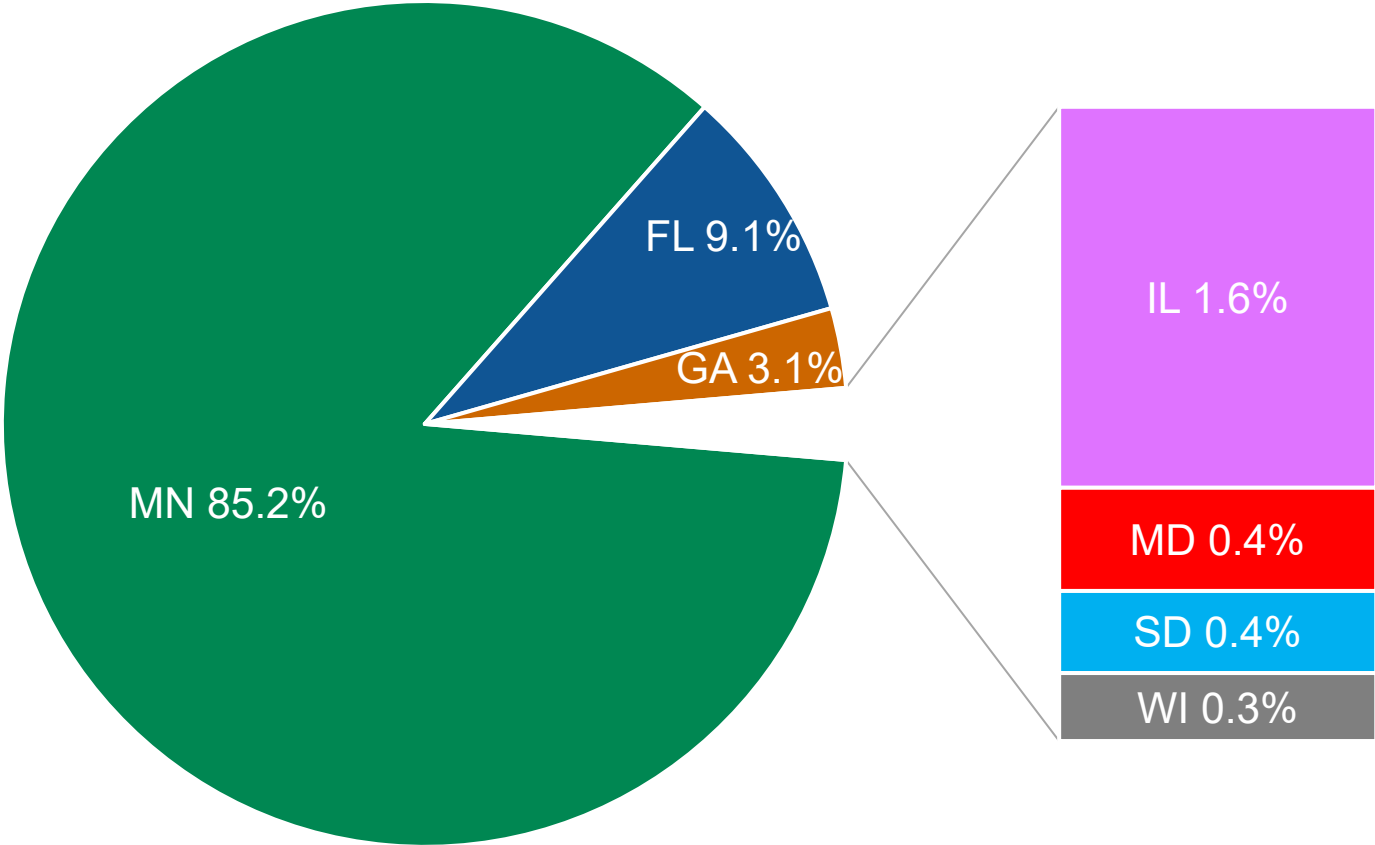
\*Contract values are as of 05/31/2022 and include: Civil, Systems, Franklin O&M & OMF Demo



# Disaggregated Construction DBE Data\*

- DBE contract participation by state:

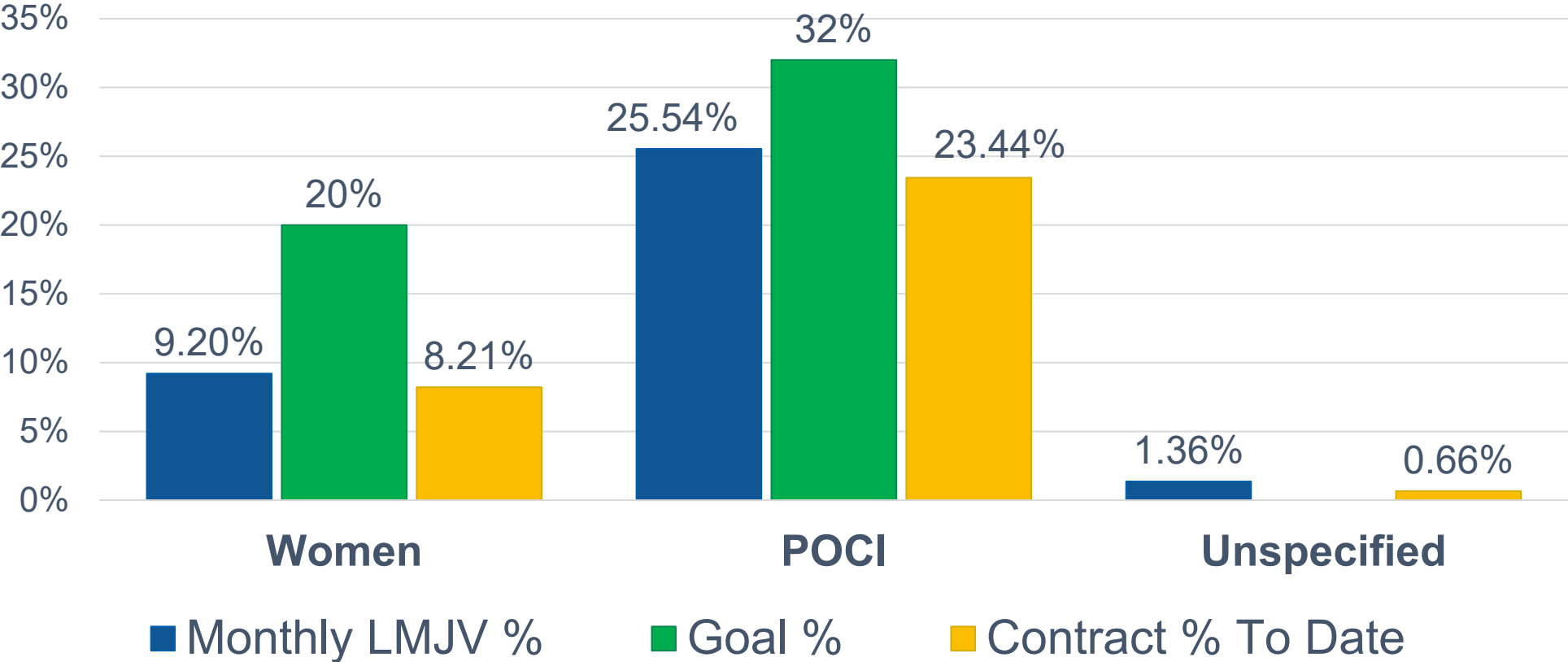
State	Totals
MN	\$ 192,413,373
FL	\$ 20,500,000
GA	\$ 6,907,529
IL	\$ 3,690,783
MD	\$ 1,000,000
SD	\$ 795,000
WI	\$ 659,526



\*Contract values for Civil, Systems, Franklin O&M, and OMF Demolition as of May 31, 2022

# Civil Workforce Participation Percentage\*

- May 2022: 78,201 hrs
- Civil Construction Total: 2,090,807 hrs



\*Based on MDHR Workforce Report for May 2022  
People of Color/Indigenous (POCI)



# LMJV Workforce Highlights:

- Project Tour – Building Strong Communities





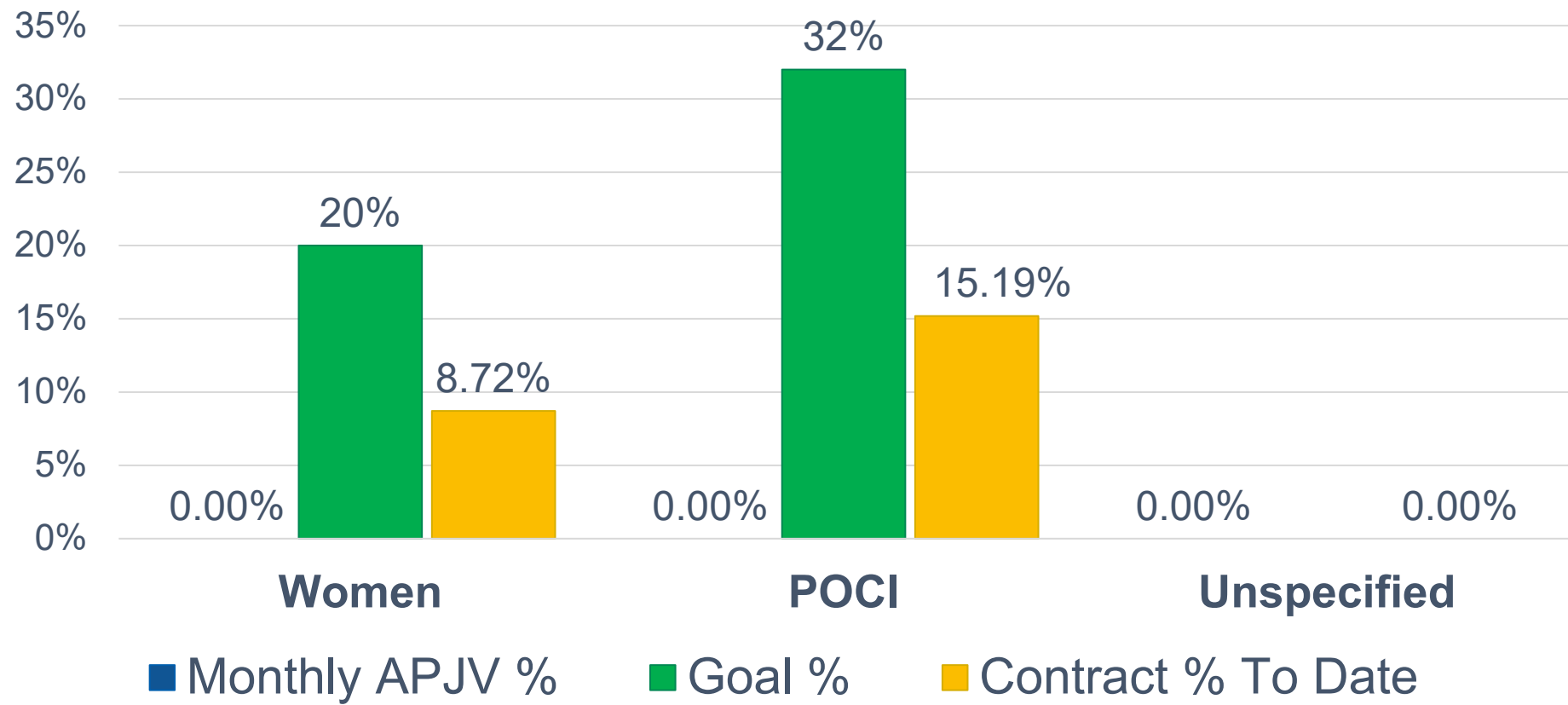
# LMJV Workforce Highlights: BSC Apprentice Mentoring





# Systems Workforce Participation Percentage\*

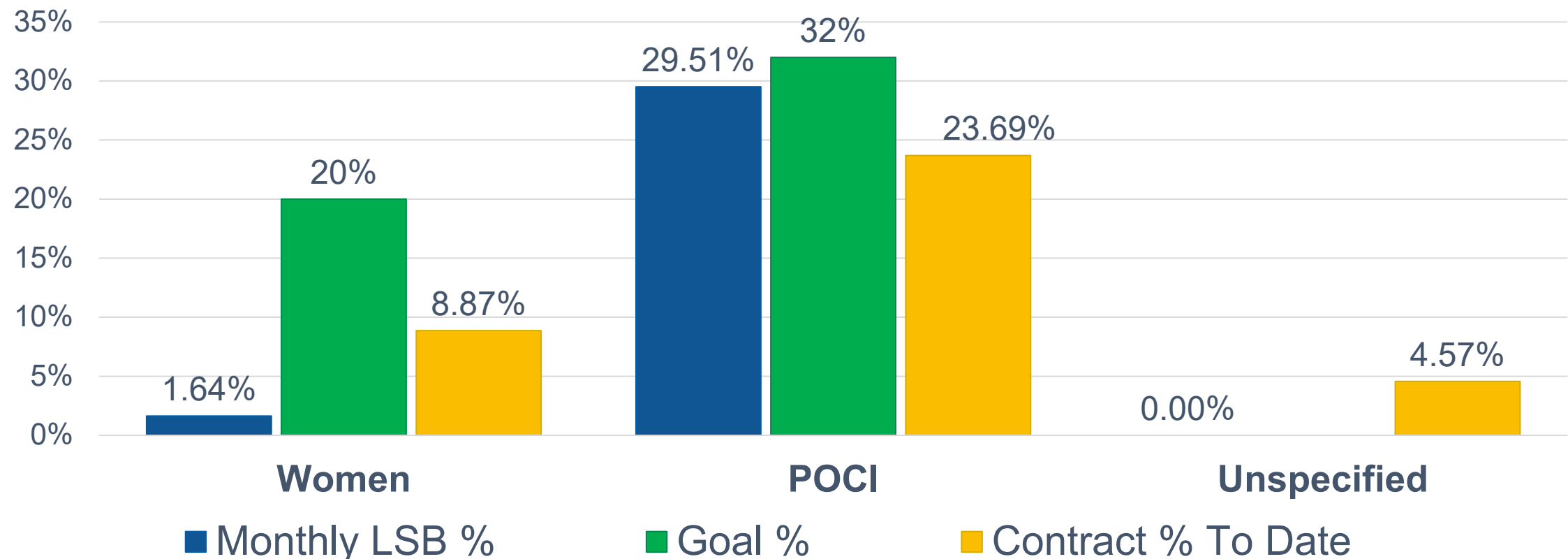
- May 2022: 243 hrs
- Systems Construction Total: 3,660 hrs



\*Based on MDHR Workforce Report for May 2022  
People of Color/Indigenous People (POCI)

# Franklin O&M Workforce Participation Percentage\*

- May 2022: 183 hrs
- Franklin O&M Construction Total: 112,682 hrs



\*Based on MDHR Workforce Report for May 2022  
People of Color/Indigenous (POCI)



**Next meeting: Wednesday, October 5**

## MORE INFORMATION

**Website:** [GreenLineExt.org](https://GreenLineExt.org)

**Email:** [swlrt@metrotransit.org](mailto:swlrt@metrotransit.org)

**Twitter:** [@GreenLineExtMN](https://twitter.com/GreenLineExtMN)

**Instagram:** [@GreenLineExtMN](https://www.instagram.com/GreenLineExtMN)