



SOUTHWEST

Green Line LRT Extension

# Disadvantaged Business Enterprise and Workforce Advisory Committee

July 16, 2020



EDEN PRAIRIE | MINNETONKA | EDINA | HOPKINS | ST. LOUIS PARK | MINNEAPOLIS

# Today's Topics

- Project Update
- DBE Reporting
- Workforce Reporting
- Workforce Participation Accountability
- Building Strong Communities Working Group



# SWLRT Project Update

EDEN PRAIRIE | MINNETONKA | EDINA | HOPKINS | ST. LOUIS PARK | MINNEAPOLIS



## Pier Construction for LRT Bridge at Prairie Center Drive, Eden Prairie





## Base Slab Construction for East Section of TH 62 Tunnel, Eden Prairie





## Structural Steel for Opus Station, Minnetonka





# Downtown Hopkins Station, Hopkins





## Concrete Placement for Pedestrian Tunnel at Louisiana Station, St. Louis Park





## Abutment Construction for Freight Bridge at Hwy 100, St. Louis Park





## Preparation for track installation at Cedar Lake Channel Bridge, Minneapolis





## Concrete Placement for Retaining Walls at Glenwood Avenue Bridge, Minneapolis





## LRT Bridge Pier Construction at Royalston Avenue, Minneapolis





# Light Rail Vehicles

- 301, 302 & 303 delivered; 304 & 305 arriving soon



# DBE Achievement Report

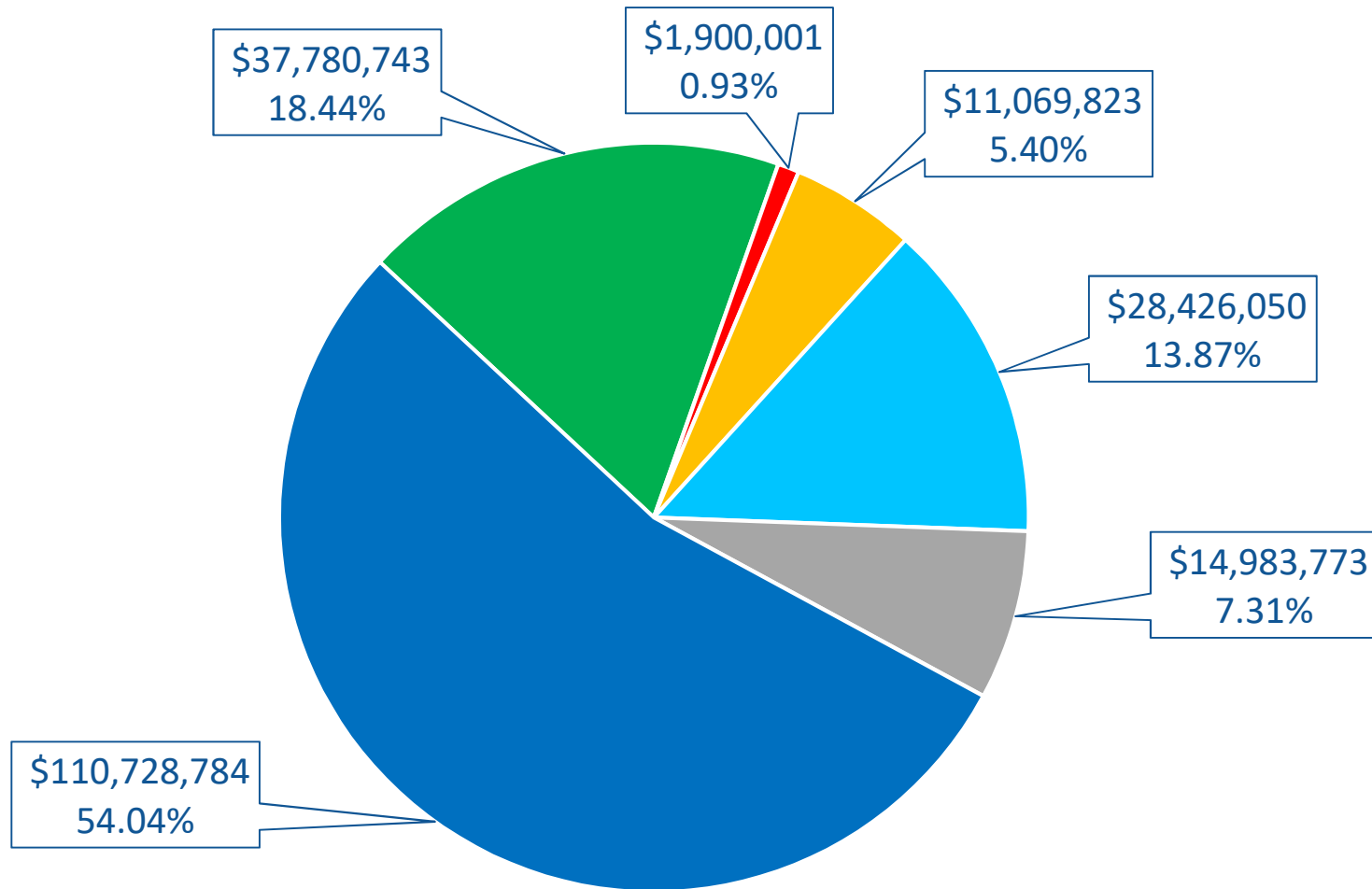


# DBE Achievement as of May 31, 2020

Contractor	Contract Description	Contracts	Billed to Date	\$ DBE to Date	% DBE to Date	Date
LMJV 16% Goal	Civil	\$815,157,854	\$207,672,760	\$41,839,423	20.15%	5/31/20
APJV 12% Goal	Systems	\$194,411,000	\$19,796,382	\$114,125	0.58%	5/31/20
17% Goal	Closed Contracts	\$404,992	\$404,992	\$74,610	18.42%	11/30/19
		Contract Amount	Billed to Date	\$ DBE to Date	% DBE to Date	
15% Goal		\$1,009,973,846	\$227,874,134	\$42,028,158	18.44%	

# SWLRT DBE Contract Data Disaggregation\*

■ Asian Pacific ■ Asian Subcontinent ■ Black ■ Hispanic/Latin ■ Native American ■ White



\*This data reflects active and closed contracts as of May 2020



# **Lunda/CS McCrossan Joint Venture: Civil DBE Activities Update**

# LMJV Update on Change Orders

- Owner change orders approved thru 06/15: \$16,400,589
- DBE change order participation: \$2,430,842
  - DBE participation: 14.8%
  - DBE job to date participation: 20.6%

*\* Does not take into account LMJV directed change orders with Subcontractors*



# Anticipated DBEs: One Month Look Ahead

- Airfresh Industries Sanitary Facilities
- Am-Tec Designs Stations Structural Steel Fabrication
- Big G Tech Support Project Offices and Support
- Blackstone Contractors Block walls construction
- Boys Contracting Pipe Supply
- E&J Steel Erectors Steel Erection
- HHA Scheduling Consultant
- IMO Consulting Group Surveying
- Mac's Roll-Off Service Inc Dumpsters
- On Call Pavement Sweeping Street Sweeping
- Public Solutions Public Information
- Safety Signs Maintenance of Traffic
- Standard Contracting Inc Dewatering, Erosion Control
- Stonebrooke Fence Inc. Fencing
- Zaczkowski Trucking Service Project Trucking
- MBE Inc Project Trucking
- Pete's Water and Sewer Inc. Water and Sewer Installations
- Biffs Inc Sanitary Facilities
- CI Utilities LLC Electrical Testing
- M&J Trucking Project Trucking
- Rock On Trucking Project Trucking

# Aldridge Parsons Joint Venture: Systems DBE Activities Update



# APJV Systems Contract DBE Update

- Identified \$20K of work for Gunnar Electric (DBE)
  - Communications work at stations
  - Work scheduled to start on July 10

# APJV Update on Change Orders

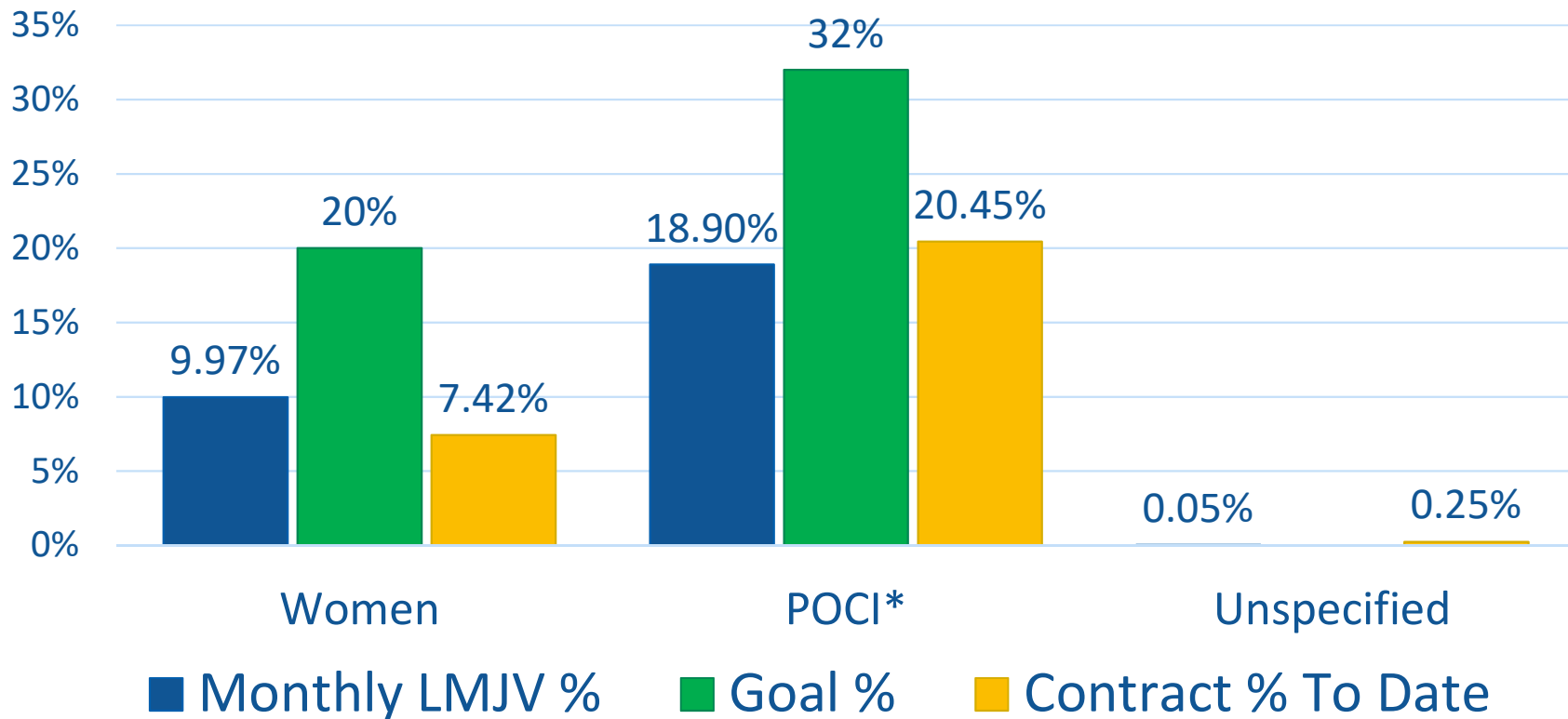
- Owner Change Orders approved thru 07/1
  - - (\$158,331)
- DBE Change Order participation: \$0.00
  - DBE Participation: 12.2%
  - DBE Job To Date Participation: .65%



# Workforce Participation Report

# Civil Workforce Participation Percentage<sup>1</sup>

- May 2020: 46,404 hrs
- Construction Total: 474,393 hrs



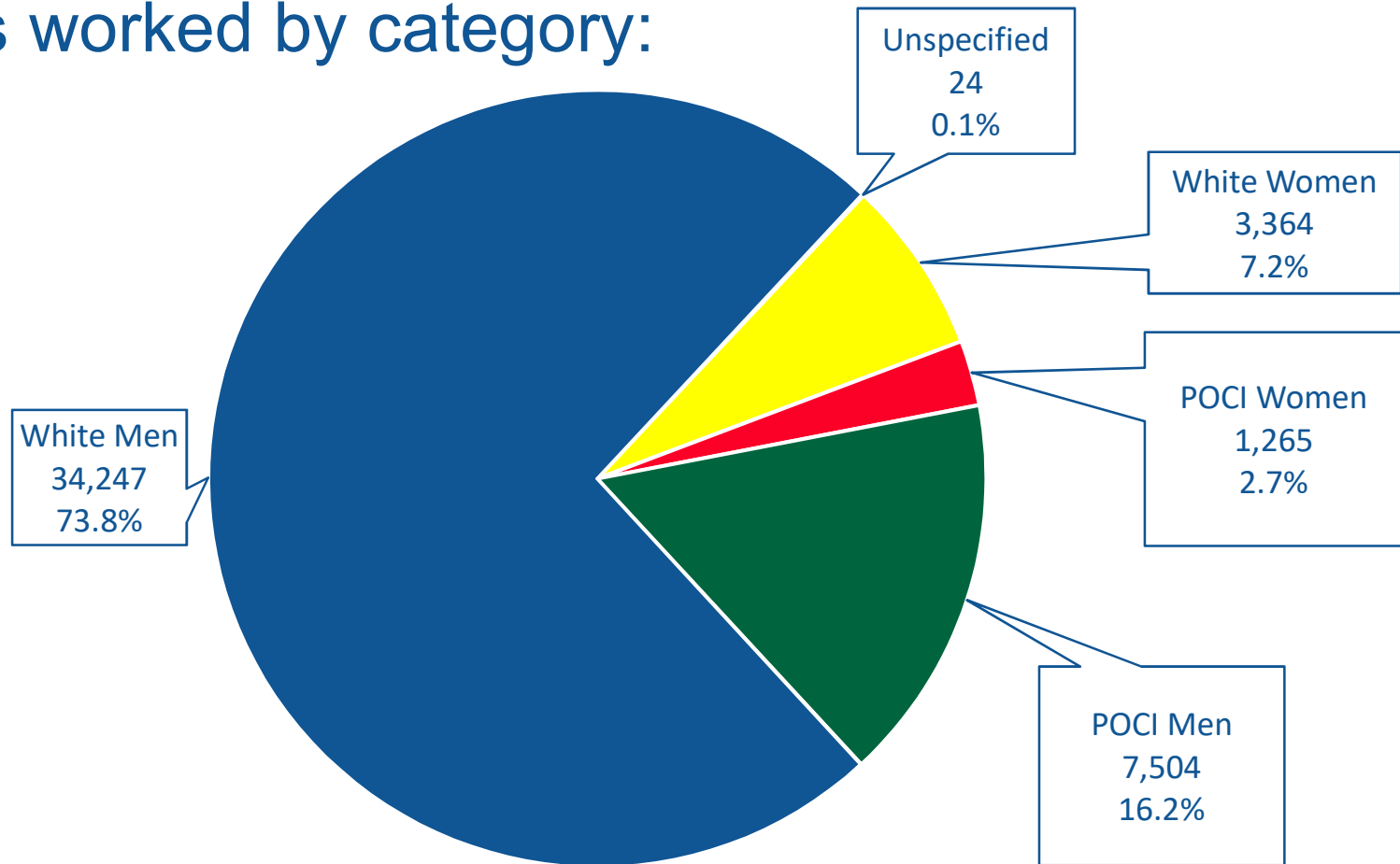
<sup>1</sup> Based on MDHR Workforce Report for May 2020

\* People of Color and Indigenous People



# Civil Workforce Participation\*

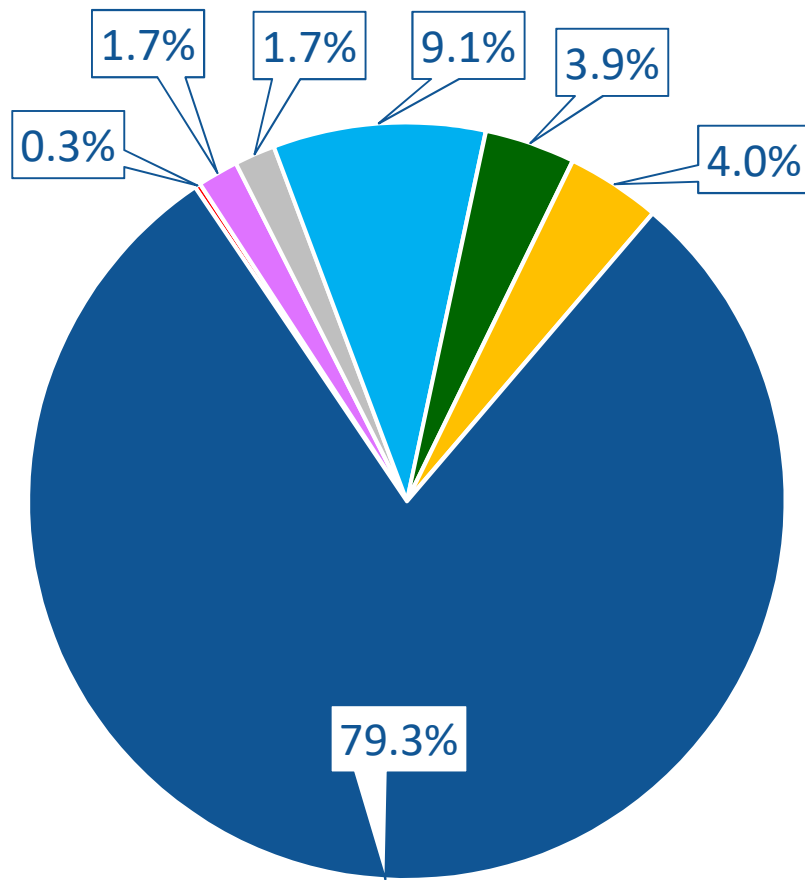
- May 2020: 46,404 hrs
- Hours worked by category:



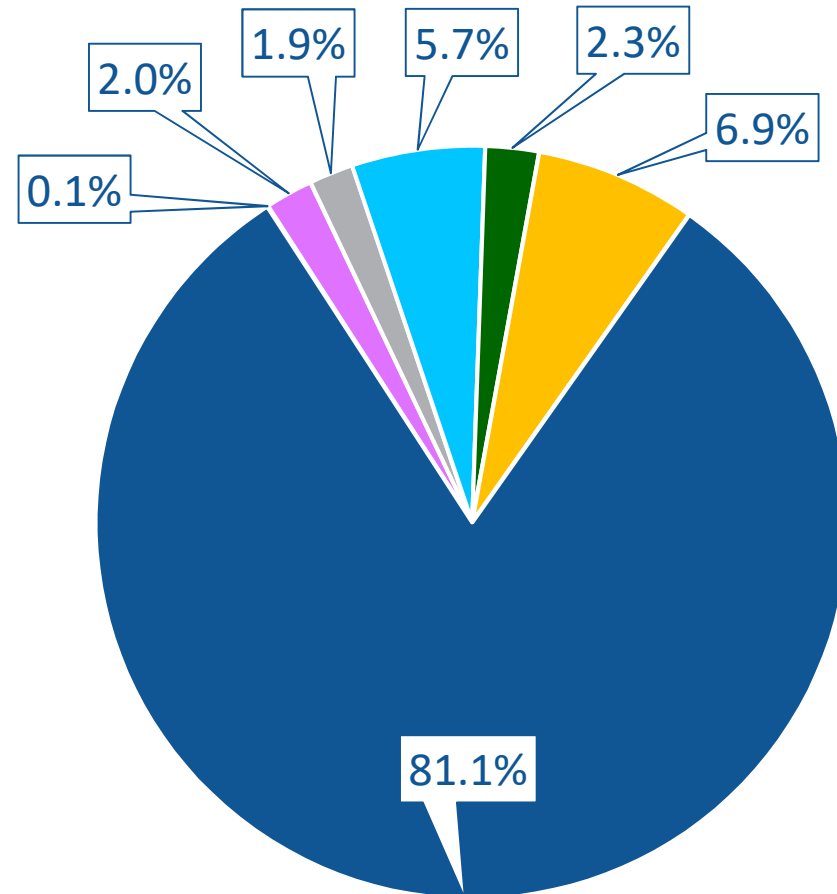
\*Based on MDHR Workforce Report for May 2020

# Civil Workforce Participation Disaggregated

■ NonSpec 
 ■ Multi 
 ■ Native Am 
 ■ H/L 
 ■ Asian 
 ■ Black 
 ■ White



Project to Date



May 2020



# Civil Workforce Participation

Trucking Participation\* on Project being counted:

- MBE: 13,123 hours
- ZTS: 2,550 hours
- Rock-On Trucks, Inc: 426 hours

\* Based on Project to Date

# **Lunda/CS McCrossan Joint Venture: Civil Workforce Activities Update**

# VIRTUAL JOB FAIR

Wednesday, July 29, 2020 | 11:00 AM – 12:15 PM

**Looking for work? WE CAN HELP!**



In these unprecedented times, it is more important than ever for those seeking jobs to connect with employers with open positions.

Urban League Twin Cities is hosting this series of job fairs via Zoom to assist job seekers and recruiters with making those connections virtually!

During this event, a select panel of employers will present current opportunities. You will have the opportunity to chat live with the panelists from the comfort and safety of your own home!



**Urban League**  
Twin Cities

"We believe an equitable society  
can be realized."

**REGISTER TODAY** to be sent an email  
with the Zoom meeting details  
(learn about Zoom at [zoom.us](https://zoom.us))

**Click here to register**

Learn About the Participating Companies  
(click on the company logo)



**For more information about ULTC Workforce Solutions  
programming, visit our website: [www.ulthmn.org](http://www.ulthmn.org)**

EDEN PRAIRIE | MINNETONKA | EDINA | HOPKINS | ST. LOUIS PARK | MINNEAPOLIS



29



# 14 Total New Hires for LMJV\*

- White Male: 6
- White Female: 2
- POCI Male: 6
- POCI Female: 0

\*New hires are from LMJV, Lunda, and CS McCrossan. See the handout for detailed data.

# **Aldridge Parsons Joint Venture: Systems Workforce Activities Update**

# Systems Contract Workforce

- Plan to meet the workforce goal
  - APJV will have limited craft labor beginning this month in conjunction with Civil Work – Gunnar (Subcontractor)
  - APJV had meetings with IBEW Local 292 & Local 160
  - Identified opportunities to increase POCI and women participation on the project



# Workforce Participation Accountability

# Local Unemployment Statistics May 2020\*

Area - click name for historical data	Labor Force	Labor Force Participation Rate	Employment	Employment to Population Ratio	Unemployment	Unemployment Rate
<a href="#">WSA 9 - Hennepin/Carver</a>	505,896	NA	456,906	NA	48,990	9.7%
<a href="#">WSA 10 - City of Minneapolis</a>	241,104	NA	212,180	NA	28,924	12%
<a href="#">WSA 12 - Anoka County</a>	191,793	NA	172,416	NA	19,377	10.1%
<a href="#">WSA 14 - Dakota/Scott</a>	317,026	NA	284,301	NA	32,725	10.3%
<a href="#">WSA 15 - Ramsey County</a>	283,720	NA	252,749	NA	30,971	10.9%
<a href="#">WSA 16 - Washington County</a>	138,153	NA	125,420	NA	12,733	9.2%

\* WSA (Workforce Service Area)

Source: <https://apps.deed.state.mn.us/lmi/laus/CurrentStats.aspx>

# U.S. Census Bureau Statistics

	Hennepin County	Minneapolis City	Anoka County	Dakota County	Ramsey County	Washington County
Population estimates, July 1, 2019	1,265,843	429,606	356,921	429,021	550,321	262,440
Female persons	50.5%	49.3%	50.0%	50.6%	51.2%	50.6%
Black or African American (a)	13.8%	19.4%	7.4%	7.5%	12.9%	5.0%
American Indian & Alaska Native (a)	1.1%	1.4%	0.9%	0.6%	1.0%	0.6%
Asian & Other Pacific Islander (a)	7.6%	6.1%	5.1%	5.3%	15.4%	6.5%
Two or More Races	3.3%	4.6%	2.9%	3.0%	3.7%	2.5%
Hispanic or Latino (b)	7.0%	9.6%	4.9%	7.6%	7.5%	4.5%
White	68.4%	59.8%	79.7%	77.1%	61.1%	81.6%

(a) Includes persons reporting only one race

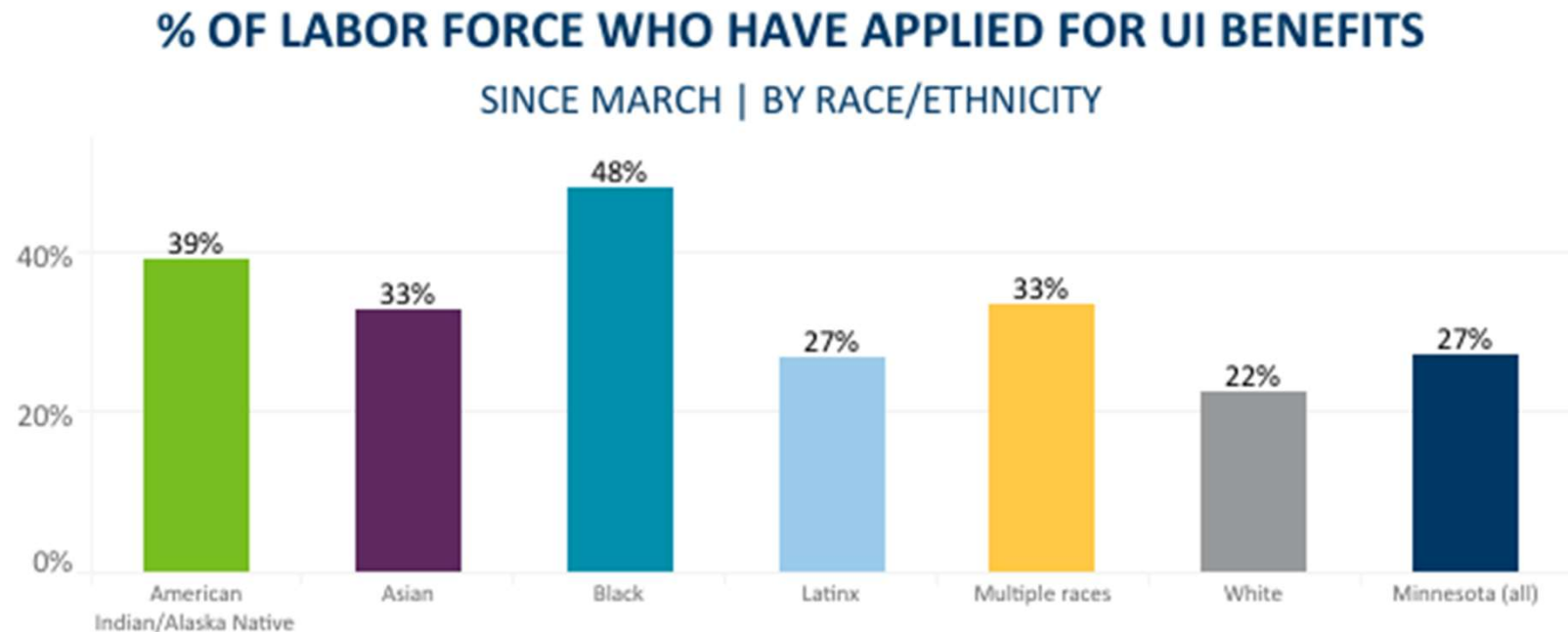
(b) Hispanics may be of any race, so also are included in applicable race categories

Source: <https://www.census.gov/quickfacts/fact/table/hennepincountyminnesota,minneapoliscityminnesota,anokacountyminnesota,dakotacountyminnesota,ramseycountyminnesota,washingtoncountyminnesota/PST045219>



# COVID-19 Unemployment Statistics

More than 1 in 3 **Indigenous**, **Asian**, **Black**, and **Multi-racial** Minnesotans in the labor force have applied for unemployment insurance benefits since March, at higher rates than the rest of the population.

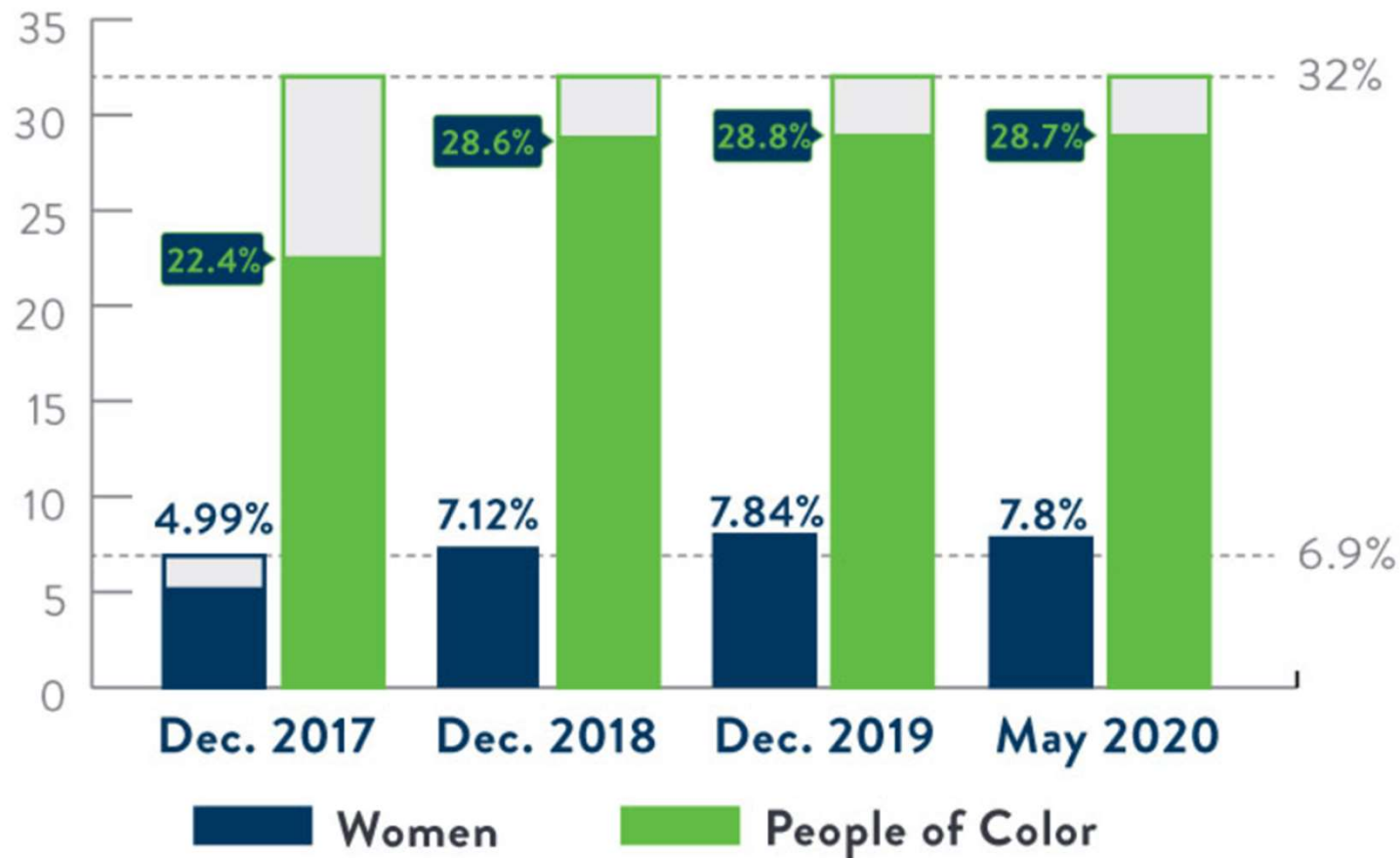


Percentages represent the number of labor force within each race/ethnicity applying for UI.

Source: <https://www.mn.gov/covid19/data/data-by-race-ethnicity/index.jsp>

# 35W@94 Project Workforce Percentages

The total workforce hours for this project is 776,171 hours.



Source: <http://www.dot.state.mn.us/civilrights/35w94-project.html>

# Building Strong Communities Working Group



# Closing

Next Meeting Date: August 20, 2020

- Agenda topics
- Actions items for the next meeting
- Adjourn

# Stay Updated!

Online: [SWLRT.ORG](http://SWLRT.ORG)

Twitter: [@SouthwestLRT](https://twitter.com/SouthwestLRT)

Facebook: [@MetropolitanCouncil](https://facebook.com/MetropolitanCouncil)

Instagram: [@southwest\\_lrt](https://instagram.com/southwest_lrt)

